

COVER PAGE

13-55324

1110650003

Arnold Magnetic Technologies

Category: 19C Superfund Technical

Document Date: 11/20/2013

Volume 8 of 10

CONTENTS:

Focused Site Investigation Report

THIS PAGE FOR IMAGING PURPOSES

FILE COPY

STAT Analysis Corporation

2255 West Harrison St., Suite B, Chicago, IL 60612-3505

Tel: (312) 733-0551 Fax: (312) 733-2386 STATinfo@STATAnalysis.com

Accreditation Numbers: IEPA ELAP 100445; ORELAP IL300001; AIHA 101160; NVLAP LabCode 101202-0

Date Reported: January 30, 2006

Date Printed: January 30, 2006

Client:	Environmental Group Services, Ltd.	Client Sample ID:	GP-9 (5-6)
Lab Order:	06010357	Collection Date:	1/19/2006 12:00:00 PM
Project:	Marengo	Matrix:	Soil
Lab ID:	06010357-009		

Analyses	Result	RL	Qualifier	Units	DF	Date Analyzed
Metals by ICP/MS						
	SW6020 (SW3050B)		Prep Date: 1/20/2006		Analyst: JG	
Beryllium	ND	0.47		mg/Kg-dry	10	1/20/2006
Cadmium	ND	0.47		mg/Kg-dry	10	1/20/2006
Calcium	1000	56		mg/Kg-dry	10	1/20/2006
Chromium	4	0.94		mg/Kg-dry	10	1/20/2006
Cobalt	1.4	0.94		mg/Kg-dry	10	1/20/2006
Copper	2.4	2.3		mg/Kg-dry	10	1/20/2006
Iron	3800	29		mg/Kg-dry	10	1/20/2006
Lead	1.8	0.47		mg/Kg-dry	10	1/20/2006
Magnesium	790	29		mg/Kg-dry	10	1/20/2006
Manganese	120	0.94		mg/Kg-dry	10	1/20/2006
Nickel	3.7	0.94		mg/Kg-dry	10	1/20/2006
Potassium	180	29		mg/Kg-dry	10	1/20/2006
Selenium	ND	0.94		mg/Kg-dry	10	1/20/2006
Silver	ND	0.94		mg/Kg-dry	10	1/20/2006
Sodium	ND	56		mg/Kg-dry	10	1/20/2006
Thallium	ND	0.94		mg/Kg-dry	10	1/20/2006
Vanadium	8.3	0.94		mg/Kg-dry	10	1/20/2006
Zinc	7.3	4.7		mg/Kg-dry	10	1/20/2006
Polynuclear Aromatic Hydrocarbons						
	SW8270C-SIM (SW3550B)		Prep Date: 1/24/2006		Analyst: VS	
Acenaphthene	ND	0.025		mg/Kg-dry	1	1/24/2006
Acenaphthylene	ND	0.025		mg/Kg-dry	1	1/24/2006
Anthracene	ND	0.025		mg/Kg-dry	1	1/24/2006
Benz(a)anthracene	ND	0.025		mg/Kg-dry	1	1/24/2006
Benzo(a)pyrene	ND	0.025		mg/Kg-dry	1	1/24/2006
Benzo(b)fluoranthene	ND	0.025		mg/Kg-dry	1	1/24/2006
Benzo(g,h,i)perylene	ND	0.025		mg/Kg-dry	1	1/24/2006
Benzo(k)fluoranthene	ND	0.025		mg/Kg-dry	1	1/24/2006
Chrysene	ND	0.025		mg/Kg-dry	1	1/24/2006
Dibenz(a,h)anthracene	ND	0.025		mg/Kg-dry	1	1/24/2006
Fluoranthene	ND	0.025		mg/Kg-dry	1	1/24/2006
Fluorene	ND	0.025		mg/Kg-dry	1	1/24/2006
Indeno(1,2,3-cd)pyrene	ND	0.025		mg/Kg-dry	1	1/24/2006
Naphthalene	ND	0.025		mg/Kg-dry	1	1/24/2006
Phenanthrene	ND	0.025		mg/Kg-dry	1	1/24/2006
Pyrene	ND	0.025		mg/Kg-dry	1	1/24/2006
Semivolatile Organic Compounds by GC/MS						
	SW8270C (SW3550B)		Prep Date: 1/24/2006		Analyst: PAB	
1,2,4-Trichlorobenzene	ND	0.17		mg/Kg-dry	1	1/24/2006

Qualifiers:

ND - Not Detected at the Reporting Limit

J - Analyte detected below quantitation limits

B - Analyte detected in the associated Method Blank

HT - Sample received past holding time

* - Non-accredited parameter

RL - Reporting / Quantitation Limit for the analysis

S - Spike Recovery outside accepted recovery limits

R - RPD outside accepted recovery limits

E - Value above quantitation range

II - Holding time exceeded

DEC 02 2013

REVIEWER: EMI

RELEASABLE
IEPA-DIVISION OF RECORDS MANAGEMENT

STAT Analysis Corporation

2255 West Harrison St., Suite B, Chicago, IL 60612-3505

Tel: (312) 733-0551 Fax: (312) 733-2386 STATinfo@STATAnalysis.com

Accreditation Numbers: IEPA ELAP 100445; ORELAP IL300001; AIHA 101160; NVLAP LabCode 101202-0

Date Reported: January 30, 2006

Date Printed: January 30, 2006

Client:	Environmental Group Services, Ltd.	Client Sample ID:	GP-9 (5-6)
Lab Order:	06010357	Collection Date:	1/19/2006 12:00:00 PM
Project:	Marengo	Matrix:	Soil
Lab ID:	06010357-009		

Analyses	Result	RL	Qualifier	Units	DF	Date Analyzed
Semivolatile Organic Compounds by GC/MS		SW8270C (SW3550B)		Prep Date: 1/24/2006		Analyst: PAB
1,2-Dichlorobenzene	ND	0.17		mg/Kg-dry	1	1/24/2006
1,3-Dichlorobenzene	ND	0.17		mg/Kg-dry	1	1/24/2006
1,4-Dichlorobenzene	ND	0.17		mg/Kg-dry	1	1/24/2006
2, 2'-oxybis(1-Chloropropane)	ND	0.17		mg/Kg-dry	1	1/24/2006
2,4,5-Trichlorophenol	ND	0.33		mg/Kg-dry	1	1/24/2006
2,4,6-Trichlorophenol	ND	0.17		mg/Kg-dry	1	1/24/2006
2,4-Dichlorophenol	ND	0.17		mg/Kg-dry	1	1/24/2006
2,4-Dimethylphenol	ND	0.17		mg/Kg-dry	1	1/24/2006
2,4-Dinitrophenol	ND	0.79		mg/Kg-dry	1	1/24/2006
2,4-Dinitrotoluene	ND	0.17		mg/Kg-dry	1	1/24/2006
2,6-Dinitrotoluene	ND	0.17		mg/Kg-dry	1	1/24/2006
2-Chloronaphthalene	ND	0.17		mg/Kg-dry	1	1/24/2006
2-Chlorophenol	ND	0.17		mg/Kg-dry	1	1/24/2006
2-Methylnaphthalene	ND	0.17		mg/Kg-dry	1	1/24/2006
2-Methylphenol	ND	0.17		mg/Kg-dry	1	1/24/2006
2-Nitroaniline	ND	0.79		mg/Kg-dry	1	1/24/2006
2-Nitrophenol	ND	0.17		mg/Kg-dry	1	1/24/2006
3,3'-Dichlorobenzidine	ND	0.33		mg/Kg-dry	1	1/24/2006
3-Nitroaniline	ND	0.79		mg/Kg-dry	1	1/24/2006
4,6-Dinitro-2-methylphenol	ND	0.79		mg/Kg-dry	1	1/24/2006
4-Bromophenyl phenyl ether	ND	0.17		mg/Kg-dry	1	1/24/2006
4-Chloro-3-methylphenol	ND	0.17		mg/Kg-dry	1	1/24/2006
4-Chloroaniline	ND	0.17		mg/Kg-dry	1	1/24/2006
4-Chlorophenyl phenyl ether	ND	0.17		mg/Kg-dry	1	1/24/2006
4-Methylphenol	ND	0.17		mg/Kg-dry	1	1/24/2006
4-Nitroaniline	ND	0.79		mg/Kg-dry	1	1/24/2006
4-Nitrophenol	ND	0.79		mg/Kg-dry	1	1/24/2006
Aniline	ND	0.17		mg/Kg-dry	1	1/24/2006
Benzidine	ND	0.17		mg/Kg-dry	1	1/24/2006
Benzoic acid	ND	0.79		mg/Kg-dry	1	1/24/2006
Benzyl alcohol	0.85	0.17		mg/Kg-dry	1	1/24/2006
Bis(2-chloroethoxy)methane	ND	0.17		mg/Kg-dry	1	1/24/2006
Bis(2-chloroethyl)ether	ND	0.17		mg/Kg-dry	1	1/24/2006
Bis(2-ethylhexyl)phthalate	ND	0.17		mg/Kg-dry	1	1/24/2006
Butyl benzyl phthalate	ND	0.17		mg/Kg-dry	1	1/24/2006
Carbazole	ND	0.17		mg/Kg-dry	1	1/24/2006
Di-n-butyl phthalate	ND	0.17		mg/Kg-dry	1	1/24/2006
Di-n-octyl phthalate	ND	0.17		mg/Kg-dry	1	1/24/2006

Qualifiers: ND - Not Detected at the Reporting Limit
 J - Analyte detected below quantitation limits
 B - Analyte detected in the associated Method Blank
 HT - Sample received past holding time
 * - Non-accredited parameter

RL - Reporting / Quantitation Limit for the analysis
 S - Spike Recovery outside accepted recovery limits
 R - RPD outside accepted recovery limits
 E - Value above quantitation range
 H - Holding time exceeded

STAT Analysis Corporation

2255 West Harrison St., Suite B, Chicago, IL 60612-3505

Tel: (312) 733-0551 Fax: (312) 733-2386 STATinfo@STATAnalysis.com

Accreditation Numbers: IEPA ELAP 100445; ORELAP IL300001; AIHA 101160; NVLAP LabCode 101202-0

Date Reported: January 30, 2006

Date Printed: January 30, 2006

Client:	Environmental Group Services, Ltd.	Client Sample ID:	GP-9 (5-6)
Lab Order:	06010357	Collection Date:	1/19/2006 12:00:00 PM
Project:	Marengo	Matrix:	Soil
Lab ID:	06010357-009		

Analyses	Result	RL	Qualifier	Units	DF	Date Analyzed
Semivolatile Organic Compounds by GC/MS						
	SW8270C (SW3550B)		Prep Date: 1/24/2006		Analyst: PAB	
Dibenzofuran	ND	0.17		mg/Kg-dry	1	1/24/2006
Diethyl phthalate	ND	0.17		mg/Kg-dry	1	1/24/2006
Dimethyl phthalate	ND	0.17		mg/Kg-dry	1	1/24/2006
Hexachlorobenzene	ND	0.17		mg/Kg-dry	1	1/24/2006
Hexachlorobutadiene	ND	0.17		mg/Kg-dry	1	1/24/2006
Hexachlorocyclopentadiene	ND	0.17		mg/Kg-dry	1	1/24/2006
Hexachloroethane	ND	0.17		mg/Kg-dry	1	1/24/2006
Isophorone	ND	0.17		mg/Kg-dry	1	1/24/2006
N-Nitrosodi-n-propylamine	ND	0.17		mg/Kg-dry	1	1/24/2006
N-Nitrosodimethylamine	ND	0.17		mg/Kg-dry	1	1/24/2006
N-Nitrosodiphenylamine	ND	0.17		mg/Kg-dry	1	1/24/2006
Nitrobenzene	ND	0.17		mg/Kg-dry	1	1/24/2006
Pentachlorophenol	ND	0.79		mg/Kg-dry	1	1/24/2006
Phenol	ND	0.17		mg/Kg-dry	1	1/24/2006
Pyridine	ND	0.17		mg/Kg-dry	1	1/24/2006
Volatile Organic Compounds by GC/MS						
	SW5035/8260B		Prep Date: 1/20/2006		Analyst: PS	
Acetone	ND	0.057		mg/Kg-dry	1	1/26/2006
Benzene	ND	0.0057		mg/Kg-dry	1	1/26/2006
Bromodichloromethane	ND	0.0057		mg/Kg-dry	1	1/26/2006
Bromoform	ND	0.0057		mg/Kg-dry	1	1/26/2006
Bromomethane	ND	0.011		mg/Kg-dry	1	1/26/2006
2-Butanone	ND	0.011		mg/Kg-dry	1	1/26/2006
Carbon disulfide	ND	0.0057		mg/Kg-dry	1	1/26/2006
Carbon tetrachloride	ND	0.0057		mg/Kg-dry	1	1/26/2006
Chlorobenzene	ND	0.0057		mg/Kg-dry	1	1/26/2006
Dibromochloromethane	ND	0.0057		mg/Kg-dry	1	1/26/2006
Chloroethane	ND	0.011		mg/Kg-dry	1	1/26/2006
Chloroform	ND	0.0057		mg/Kg-dry	1	1/26/2006
Chloromethane	ND	0.011		mg/Kg-dry	1	1/26/2006
1,1-Dichloroethane	ND	0.0057		mg/Kg-dry	1	1/26/2006
1,2-Dichloroethane	ND	0.0057		mg/Kg-dry	1	1/26/2006
1,1-Dichloroethene	ND	0.0057		mg/Kg-dry	1	1/26/2006
cis-1,2-Dichloroethene	ND	0.0057		mg/Kg-dry	1	1/26/2006
trans-1,2-Dichloroethene	ND	0.0057		mg/Kg-dry	1	1/26/2006
1,2-Dichloropropane	ND	0.0057		mg/Kg-dry	1	1/26/2006
cis-1,3-Dichloropropene	ND	0.0057		mg/Kg-dry	1	1/26/2006
trans-1,3-Dichloropropene	ND	0.0057		mg/Kg-dry	1	1/26/2006
Ethylbenzene	ND	0.0057		mg/Kg-dry	1	1/26/2006

Qualifiers:	ND - Not Detected at the Reporting Limit	RL - Reporting / Quantitation Limit for the analysis
	J - Analyte detected below quantitation limits	S - Spike Recovery outside accepted recovery limits
	B - Analyte detected in the associated Method Blank	R - RPD outside accepted recovery limits
	HT - Sample received past holding time	E - Value above quantitation range
	* - Non-accredited parameter	II - Holding time exceeded

STAT Analysis Corporation

2255 West Harrison St., Suite B, Chicago, IL 60612-3505

Tel: (312) 733-0551 Fax: (312) 733-2386 STATinfo@STATAnalysis.com

Accreditation Numbers: IEPA ELAP 100445; ORELAP IL300001; AIHA 101160; NVLAP LabCode 101202-0

Date Reported: January 30, 2006

Date Printed: January 30, 2006

Client: Environmental Group Services, Ltd.
 Lab Order: 06010357
 Project: Marengo
 Lab ID: 06010357-009

Client Sample ID: GP-9 (5-6)
 Collection Date: 1/19/2006 12:00:00 PM
 Matrix: Soil

Analyses	Result	RL	Qualifier	Units	DF	Date Analyzed
Volatile Organic Compounds by GC/MS						
		SW5035/8260B			Prep Date: 1/20/2006	Analyst: PS
2-Hexanone	ND	0.011		mg/Kg-dry	1	1/26/2006
4-Methyl-2-pentanone	ND	0.011		mg/Kg-dry	1	1/26/2006
Methylene chloride	ND	0.011		mg/Kg-dry	1	1/26/2006
Methyl tert-butyl ether	ND	0.0057		mg/Kg-dry	1	1/26/2006
Styrene	ND	0.0057		mg/Kg-dry	1	1/26/2006
1,1,2,2-Tetrachloroethane	ND	0.0057		mg/Kg-dry	1	1/26/2006
Tetrachloroethene	ND	0.0057		mg/Kg-dry	1	1/26/2006
Toluene	ND	0.0057		mg/Kg-dry	1	1/26/2006
1,1,1-Trichloroethane	ND	0.0057		mg/Kg-dry	1	1/26/2006
1,1,2-Trichloroethane	ND	0.0057		mg/Kg-dry	1	1/26/2006
Trichloroethene	ND	0.0057		mg/Kg-dry	1	1/26/2006
Vinyl chloride	ND	0.0057		mg/Kg-dry	1	1/26/2006
Xylenes, Total	ND	0.017		mg/Kg-dry	1	1/26/2006
Cyanide, Total						
		SW9012A			Prep Date: 1/23/2006	Analyst: YZ
Cyanide	ND	0.25		mg/Kg-dry	1	1/23/2006
pH (25 °C)						
		SW9045C			Prep Date: 1/23/2006	Analyst: ICD
pH	10.3			pH Units	1	1/23/2006
Percent Moisture						
		D2974			Prep Date: 1/21/2006	Analyst: ICD
Percent Moisture	1.85	0.01		wt%	1	1/23/2006

Qualifiers:
 ND - Not Detected at the Reporting Limit
 J - Analyte detected below quantitation limits
 B - Analyte detected in the associated Method Blank
 HT - Sample received past holding time
 * - Non-accredited parameter

RL - Reporting / Quantitation Limit for the analysis
 S - Spike Recovery outside accepted recovery limits
 R - RPD outside accepted recovery limits
 E - Value above quantitation range
 H - Holding time exceeded

STAT Analysis Corporation

2255 West Harrison St., Suite B, Chicago, IL 60612-3505

Tel: (312) 733-0551 Fax: (312) 733-2386 STATinfo@STATAnalysis.com

Accreditation Numbers: IEPA ELAP 100445; ORELAP IL300001; AIHA 101160; NVLAP LabCode 101202-0

Date Reported: January 30, 2006

Date Printed: January 30, 2006

Client: Environmental Group Services, Ltd.
 Lab Order: 06010357
 Project: Marengo
 Lab ID: 06010357-010

Client Sample ID: GP-10 (7.5-8.5)
 Collection Date: 1/19/2006 12:30:00 PM
 Matrix: Soil

Analyses	Result	RL	Qualifier	Units	DF	Date Analyzed
PCBs						
	SW8082 (SW3550B)				Prep Date: 1/25/2006	Analyst: ERP
Aroclor 1016	ND	0.085		mg/Kg-dry	1	1/25/2006
Aroclor 1221	ND	0.085		mg/Kg-dry	1	1/25/2006
Aroclor 1232	ND	0.085		mg/Kg-dry	1	1/25/2006
Aroclor 1242	ND	0.085		mg/Kg-dry	1	1/25/2006
Aroclor 1248	ND	0.085		mg/Kg-dry	1	1/25/2006
Aroclor 1254	ND	0.085		mg/Kg-dry	1	1/25/2006
Aroclor 1260	ND	0.085		mg/Kg-dry	1	1/25/2006
Pesticides						
	SW8081 (SW3550B)				Prep Date: 1/25/2006	Analyst: ERP
4,4'-DDD	ND	0.0035		mg/Kg-dry	1	1/25/2006
4,4'-DDE	ND	0.0035		mg/Kg-dry	1	1/25/2006
4,4'-DDT	ND	0.0035		mg/Kg-dry	1	1/25/2006
Aldrin	ND	0.0017		mg/Kg-dry	1	1/25/2006
alpha-BHC	ND	0.0017		mg/Kg-dry	1	1/25/2006
alpha-Chlordane	ND	0.0017		mg/Kg-dry	1	1/25/2006
beta-BHC	ND	0.0017		mg/Kg-dry	1	1/25/2006
Chlordane	ND	0.085		mg/Kg-dry	1	1/25/2006
delta-BHC	ND	0.0017		mg/Kg-dry	1	1/25/2006
Dieldrin	ND	0.0035		mg/Kg-dry	1	1/25/2006
Endosulfan I	ND	0.0017		mg/Kg-dry	1	1/25/2006
Endosulfan II	ND	0.0035		mg/Kg-dry	1	1/25/2006
Endosulfan sulfate	ND	0.0035		mg/Kg-dry	1	1/25/2006
Endrin	ND	0.0035		mg/Kg-dry	1	1/25/2006
Endrin aldehyde	ND	0.0035		mg/Kg-dry	1	1/25/2006
Endrin ketone	ND	0.0035		mg/Kg-dry	1	1/25/2006
gamma-BHC	ND	0.0017		mg/Kg-dry	1	1/25/2006
gamma-Chlordane	ND	0.0017		mg/Kg-dry	1	1/25/2006
Heptachlor	ND	0.0017		mg/Kg-dry	1	1/25/2006
Heptachlor epoxide	ND	0.0017		mg/Kg-dry	1	1/25/2006
Methoxychlor	ND	0.0017		mg/Kg-dry	1	1/25/2006
Toxaphene	ND	0.11		mg/Kg-dry	1	1/25/2006
Mercury						
	SW7471A				Prep Date: 1/25/2006	Analyst: JG
Mercury	ND	0.026		mg/Kg-dry	1	1/25/2006
Metals by ICP/MS						
	SW6020 (SW3050B)				Prep Date: 1/20/2006	Analyst: JG
Aluminum	5200	200		mg/Kg-dry	100	1/23/2006
Antimony	ND	2		mg/Kg-dry	10	1/23/2006
Arsenic	2.7	1		mg/Kg-dry	10	1/20/2006
Barium	30	1		mg/Kg-dry	10	1/20/2006

Qualifiers:
 ND - Not Detected at the Reporting Limit
 J - Analyte detected below quantitation limits
 B - Analyte detected in the associated Method Blank
 HT - Sample received past holding time
 * - Non-accredited parameter

RL - Reporting / Quantitation Limit for the analysis
 S - Spike Recovery outside accepted recovery limits
 R - RPD outside accepted recovery limits
 E - Value above quantitation range
 H - Holding time exceeded

STAT Analysis Corporation

2255 West Harrison St., Suite B, Chicago, IL 60612-3505

Tel: (312) 733-0551 Fax: (312) 733-2386 STATinfo@STATAnalysis.com

Accreditation Numbers: IEPA ELAP 100445; ORELAP IL300001; AIHA 101160; NVLAP LabCode 101202-0

Date Reported: January 30, 2006

Date Printed: January 30, 2006

Client: Environmental Group Services, Ltd.
 Lab Order: 06010357
 Project: Marengo
 Lab ID: 06010357-010

Client Sample ID: GP-10 (7.5-8.5)
 Collection Date: 1/19/2006 12:30:00 PM
 Matrix: Soil

Analyses	Result	RL	Qualifier	Units	DF	Date Analyzed
Metals by ICP/MS						
	SW6020 (SW3050B)		Prep Date: 1/20/2006		Analyst: JG	
Beryllium	ND	0.5		mg/Kg-dry	10	1/20/2006
Cadmium	ND	0.5		mg/Kg-dry	10	1/20/2006
Calcium	1100	60		mg/Kg-dry	10	1/20/2006
Chromium	13	1		mg/Kg-dry	10	1/20/2006
Cobalt	3.9	1		mg/Kg-dry	10	1/20/2006
Copper	5.2	2.6		mg/Kg-dry	10	1/20/2006
Iron	9800	30		mg/Kg-dry	10	1/20/2006
Lead	5.1	0.5		mg/Kg-dry	10	1/20/2006
Magnesium	1300	30		mg/Kg-dry	10	1/20/2006
Manganese	300	1		mg/Kg-dry	10	1/20/2006
Nickel	8.1	1		mg/Kg-dry	10	1/20/2006
Potassium	310	30		mg/Kg-dry	10	1/20/2006
Selenium	ND	1		mg/Kg-dry	10	1/20/2006
Silver	ND	1		mg/Kg-dry	10	1/20/2006
Sodium	ND	60		mg/Kg-dry	10	1/20/2006
Thallium	ND	1		mg/Kg-dry	10	1/20/2006
Vanadium	20	1		mg/Kg-dry	10	1/20/2006
Zinc	20	5		mg/Kg-dry	10	1/20/2006
Polynuclear Aromatic Hydrocarbons						
	SW8270C-SIM (SW3550B)		Prep Date: 1/24/2006		Analyst: VS	
Acenaphthene	ND	0.026		mg/Kg-dry	1	1/24/2006
Acenaphthylene	ND	0.026		mg/Kg-dry	1	1/24/2006
Anthracene	ND	0.026		mg/Kg-dry	1	1/24/2006
Benz(a)anthracene	ND	0.026		mg/Kg-dry	1	1/24/2006
Benzo(a)pyrene	ND	0.026		mg/Kg-dry	1	1/24/2006
Benzo(b)fluoranthene	ND	0.026		mg/Kg-dry	1	1/24/2006
Benzo(g,h,i)perylene	ND	0.026		mg/Kg-dry	1	1/24/2006
Benzo(k)fluoranthene	ND	0.026		mg/Kg-dry	1	1/24/2006
Chrysene	ND	0.026		mg/Kg-dry	1	1/24/2006
Dibenz(a,h)anthracene	ND	0.026		mg/Kg-dry	1	1/24/2006
Fluoranthene	ND	0.026		mg/Kg-dry	1	1/24/2006
Fluorene	ND	0.026		mg/Kg-dry	1	1/24/2006
Indeno(1,2,3-cd)pyrene	ND	0.026		mg/Kg-dry	1	1/24/2006
Naphthalene	ND	0.026		mg/Kg-dry	1	1/24/2006
Phenanthrene	ND	0.026		mg/Kg-dry	1	1/24/2006
Pyrene	ND	0.026		mg/Kg-dry	1	1/24/2006
Semivolatile Organic Compounds by GC/MS						
	SW8270C (SW3550B)		Prep Date: 1/24/2006		Analyst: PAB	
1,2,4-Trichlorobenzene	ND	0.18		mg/Kg-dry	1	1/24/2006

Qualifiers: ND - Not Detected at the Reporting Limit
 J - Analyte detected below quantitation limits
 B - Analyte detected in the associated Method Blank
 HT - Sample received past holding time
 * - Non-accredited parameter

RL - Reporting / Quantitation Limit for the analysis
 S - Spike Recovery outside accepted recovery limits
 R - RPD outside accepted recovery limits
 E - Value above quantitation range
 H - Holding time exceeded

STAT Analysis Corporation

2255 West Harrison St., Suite B, Chicago, IL 60612-3505

Tel: (312) 733-0551 Fax: (312) 733-2386 STATinfo@STATAnalysis.com

Accreditation Numbers: IEPA ELAP 100445; ORELAP IL300001; AIHA 101160; NVLAP LabCode 101202-0

Date Reported: January 30, 2006

Date Printed: January 30, 2006

Client: Environmental Group Services, Ltd.
 Lab Order: 06010357
 Project: Marengo
 Lab ID: 06010357-010

Client Sample ID: GP-10 (7.5-8.5)
 Collection Date: 1/19/2006 12:30:00 PM
 Matrix: Soil

Analyses	Result	RL	Qualifier	Units	DF	Date Analyzed
Semivolatile Organic Compounds by GC/MS						
	SW8270C (SW3550B)		Prep Date: 1/24/2006		Analyst: PAB	
1,2-Dichlorobenzene	ND	0.18		mg/Kg-dry	1	1/24/2006
1,3-Dichlorobenzene	ND	0.18		mg/Kg-dry	1	1/24/2006
1,4-Dichlorobenzene	ND	0.18		mg/Kg-dry	1	1/24/2006
2, 2'-oxybis(1-Chloropropane)	ND	0.18		mg/Kg-dry	1	1/24/2006
2,4,5-Trichlorophenol	ND	0.34		mg/Kg-dry	1	1/24/2006
2,4,6-Trichlorophenol	ND	0.18		mg/Kg-dry	1	1/24/2006
2,4-Dichlorophenol	ND	0.18		mg/Kg-dry	1	1/24/2006
2,4-Dimethylphenol	ND	0.18		mg/Kg-dry	1	1/24/2006
2,4-Dinitrophenol	ND	0.83		mg/Kg-dry	1	1/24/2006
2,4-Dinitrotoluene	ND	0.18		mg/Kg-dry	1	1/24/2006
2,6-Dinitrotoluene	ND	0.18		mg/Kg-dry	1	1/24/2006
2-Chloronaphthalene	ND	0.18		mg/Kg-dry	1	1/24/2006
2-Chlorophenol	ND	0.18		mg/Kg-dry	1	1/24/2006
2-Methylnaphthalene	ND	0.18		mg/Kg-dry	1	1/24/2006
2-Methylphenol	ND	0.18		mg/Kg-dry	1	1/24/2006
2-Nitroaniline	ND	0.83		mg/Kg-dry	1	1/24/2006
2-Nitrophenol	ND	0.18		mg/Kg-dry	1	1/24/2006
3,3'-Dichlorobenzidine	ND	0.34		mg/Kg-dry	1	1/24/2006
3-Nitroaniline	ND	0.83		mg/Kg-dry	1	1/24/2006
4,6-Dinitro-2-methylphenol	ND	0.83		mg/Kg-dry	1	1/24/2006
4-Bromophenyl phenyl ether	ND	0.18		mg/Kg-dry	1	1/24/2006
4-Chloro-3-methylphenol	ND	0.18		mg/Kg-dry	1	1/24/2006
4-Chloroaniline	ND	0.18		mg/Kg-dry	1	1/24/2006
4-Chlorophenyl phenyl ether	ND	0.18		mg/Kg-dry	1	1/24/2006
4-Methylphenol	ND	0.18		mg/Kg-dry	1	1/24/2006
4-Nitroaniline	ND	0.83		mg/Kg-dry	1	1/24/2006
4-Nitrophenol	ND	0.83		mg/Kg-dry	1	1/24/2006
Aniline	ND	0.18		mg/Kg-dry	1	1/24/2006
Benzidine	ND	0.18		mg/Kg-dry	1	1/24/2006
Benzoic acid	ND	0.83		mg/Kg-dry	1	1/24/2006
Benzyl alcohol	ND	0.18		mg/Kg-dry	1	1/24/2006
Bis(2-chloroethoxy)methane	ND	0.18		mg/Kg-dry	1	1/24/2006
Bis(2-chloroethyl)ether	ND	0.18		mg/Kg-dry	1	1/24/2006
Bis(2-ethylhexyl)phthalate	ND	0.18		mg/Kg-dry	1	1/24/2006
Butyl benzyl phthalate	ND	0.18		mg/Kg-dry	1	1/24/2006
Carbazole	ND	0.18		mg/Kg-dry	1	1/24/2006
Di-n-butyl phthalate	ND	0.18		mg/Kg-dry	1	1/24/2006
Di-n-octyl phthalate	ND	0.18		mg/Kg-dry	1	1/24/2006

Qualifiers: ND - Not Detected at the Reporting Limit
 J - Analyte detected below quantitation limits
 B - Analyte detected in the associated Method Blank
 HT - Sample received past holding time
 * - Non-accredited parameter

RL - Reporting / Quantitation Limit for the analysis
 S - Spike Recovery outside accepted recovery limits
 R - RPD outside accepted recovery limits
 E - Value above quantitation range
 H - Holding time exceeded

STAT Analysis Corporation

2255 West Harrison St., Suite B, Chicago, IL 60612-3505

Tel: (312) 733-0551 Fax: (312) 733-2386 STATinfo@STATAnalysis.com

Accreditation Numbers: IEPA ELAP 100445; ORELAP IL300001; AIHA 101160; NVLAP LabCode 101202-0

Date Reported: January 30, 2006

Date Printed: January 30, 2006

Client:	Environmental Group Services, Ltd.	Client Sample ID:	GP-10 (7.5-8.5)
Lab Order:	06010357	Collection Date:	1/19/2006 12:30:00 PM
Project:	Marengo	Matrix:	Soil
Lab ID:	06010357-010		

Analyses	Result	RL	Qualifier	Units	DF	Date Analyzed
Semivolatile Organic Compounds by GC/MS						
	SW8270C (SW3550B)		Prep Date: 1/24/2006		Analyst: PAB	
Dibenzofuran	ND	0.18		mg/Kg-dry	1	1/24/2006
Diethyl phthalate	ND	0.18		mg/Kg-dry	1	1/24/2006
Dimethyl phthalate	ND	0.18		mg/Kg-dry	1	1/24/2006
Hexachlorobenzene	ND	0.18		mg/Kg-dry	1	1/24/2006
Hexachlorobuladiene	ND	0.18		mg/Kg-dry	1	1/24/2006
Hexachlorocyclopentadiene	ND	0.18		mg/Kg-dry	1	1/24/2006
Hexachloroethane	ND	0.18		mg/Kg-dry	1	1/24/2006
Isophorone	ND	0.18		mg/Kg-dry	1	1/24/2006
N-Nitrosodi-n-propylamine	ND	0.18		mg/Kg-dry	1	1/24/2006
N-Nitrosodimethylamine	ND	0.18		mg/Kg-dry	1	1/24/2006
N-Nitrosodiphenylamine	ND	0.18		mg/Kg-dry	1	1/24/2006
Nitrobenzene	ND	0.18		mg/Kg-dry	1	1/24/2006
Pentachlorophenol	ND	0.83		mg/Kg-dry	1	1/24/2006
Phenol	ND	0.18		mg/Kg-dry	1	1/24/2006
Pyridine	ND	0.18		mg/Kg-dry	1	1/24/2006
Volatile Organic Compounds by GC/MS						
	SW5035/8260B		Prep Date: 1/20/2006		Analyst: PS	
Acetone	0.056	0.054		mg/Kg-dry	1	1/26/2006
Benzene	ND	0.0054		mg/Kg-dry	1	1/26/2006
Bromodichloromethane	ND	0.0054		mg/Kg-dry	1	1/26/2006
Bromoform	ND	0.0054		mg/Kg-dry	1	1/26/2006
Bromomethane	ND	0.011		mg/Kg-dry	1	1/26/2006
2-Butanone	ND	0.011		mg/Kg-dry	1	1/26/2006
Carbon disulfide	0.0055	0.0054		mg/Kg-dry	1	1/26/2006
Carbon tetrachloride	ND	0.0054		mg/Kg-dry	1	1/26/2006
Chlorobenzene	ND	0.0054		mg/Kg-dry	1	1/26/2006
Dibromochloromethane	ND	0.0054		mg/Kg-dry	1	1/26/2006
Chloroethane	ND	0.011		mg/Kg-dry	1	1/26/2006
Chloroform	ND	0.0054		mg/Kg-dry	1	1/26/2006
Chloromethane	ND	0.011		mg/Kg-dry	1	1/26/2006
1,1-Dichloroethane	ND	0.0054		mg/Kg-dry	1	1/26/2006
1,2-Dichloroethane	ND	0.0054		mg/Kg-dry	1	1/26/2006
1,1-Dichloroethene	ND	0.0054		mg/Kg-dry	1	1/26/2006
cis-1,2-Dichloroethene	ND	0.0054		mg/Kg-dry	1	1/26/2006
trans-1,2-Dichloroethene	ND	0.0054		mg/Kg-dry	1	1/26/2006
1,2-Dichloropropane	ND	0.0054		mg/Kg-dry	1	1/26/2006
cis-1,3-Dichloropropene	ND	0.0054		mg/Kg-dry	1	1/26/2006
trans-1,3-Dichloropropene	ND	0.0054		mg/Kg-dry	1	1/26/2006
Ethylbenzene	ND	0.0054		mg/Kg-dry	1	1/26/2006

Qualifiers:	ND - Not Detected at the Reporting Limit	RL - Reporting / Quantitation Limit for the analysis
	J - Analyte detected below quantitation limits	S - Spike Recovery outside accepted recovery limits
	B - Analyte detected in the associated Method Blank	R - RPD outside accepted recovery limits
	HT - Sample received past holding time	E - Value above quantitation range
	* - Non-accredited parameter	H - Holding time exceeded

STAT Analysis Corporation

2255 West Harrison St., Suite B, Chicago, IL 60612-3505

Tel: (312) 733-0551 Fax: (312) 733-2386 STATInfo@STATAnalysis.com

Accreditation Numbers: IEPA ELAP 100445; ORELAP IL300001; AIHA 101160; NVLAP LabCode 101202-0

Date Reported: January 30, 2006

Date Printed: January 30, 2006

Client: Environmental Group Services, Ltd.
 Lab Order: 06010357
 Project: Marengo
 Lab ID: 06010357-010

Client Sample ID: GP-10 (7.5-8.5)
 Collection Date: 1/19/2006 12:30:00 PM
 Matrix: Soil

Analyses	Result	RL	Qualifier	Units	DF	Date Analyzed
Volatile Organic Compounds by GC/MS						
	SW5035/8260B				Prep Date: 1/20/2006	Analyst: PS
2-Hexanone	ND	0.011		mg/Kg-dry	1	1/26/2006
4-Methyl-2-pentanone	ND	0.011		mg/Kg-dry	1	1/26/2006
Methylene chloride	ND	0.011		mg/Kg-dry	1	1/26/2006
Methyl tert-butyl ether	ND	0.0054		mg/Kg-dry	1	1/26/2006
Styrene	ND	0.0054		mg/Kg-dry	1	1/26/2006
1,1,2,2-Tetrachloroethane	ND	0.0054		mg/Kg-dry	1	1/26/2006
Tetrachloroethene	ND	0.0054		mg/Kg-dry	1	1/26/2006
Toluene	ND	0.0054		mg/Kg-dry	1	1/26/2006
1,1,1-Trichloroethane	ND	0.0054		mg/Kg-dry	1	1/26/2006
1,1,2-Trichloroethane	ND	0.0054		mg/Kg-dry	1	1/26/2006
Trichloroethene	ND	0.0054		mg/Kg-dry	1	1/26/2006
Vinyl chloride	ND	0.0054		mg/Kg-dry	1	1/26/2006
Xylenes, Total	ND	0.016		mg/Kg-dry	1	1/26/2006
Cyanide, Total						
	SW9012A				Prep Date: 1/23/2006	Analyst: YZ
Cyanide	ND	0.27		mg/Kg-dry	1	1/23/2006
pH (25 °C)						
	SW9045C				Prep Date: 1/23/2006	Analyst: ICD
pH	8.1			pH Units	1	1/23/2006
Percent Moisture						
	D2974				Prep Date: 1/21/2006	Analyst: ICD
Percent Moisture	6.22	0.01		wt%	1	1/23/2006

Qualifiers: ND - Not Detected at the Reporting Limit
 J - Analyte detected below quantitation limits
 B - Analyte detected in the associated Method Blank
 HT - Sample received past holding time
 * - Non-accredited parameter

RL - Reporting / Quantitation Limit for the analysis
 S - Spike Recovery outside accepted recovery limits
 R - RPD outside accepted recovery limits
 E - Value above quantitation range
 H - Holding time exceeded



Analysis Corporation

2255 West Harrison St., Suite B, Chicago, IL 60612-3505

Tel: (312) 733-0551 Fax: (312) 733-2386 STATinfo@STATAnalysis.com

Accreditation Numbers: IEPA ELAP 100445; ORELAP IL300001; AIHA 101160; NVLAP LabCode 101202-0

Date Reported: January 30, 2006

Date Printed: January 30, 2006

Client: Environmental Group Services, Ltd.
 Lab Order: 06010357
 Project: Marengo
 Lab ID: 06010357-011

Client Sample ID: GP-11 (9-10)
 Collection Date: 1/19/2006 12:45:00 PM
 Matrix: Soil

Analyses	Result	RL	Qualifier	Units	DF	Date Analyzed
PCBs						
	SW8082 (SW3550B)			Prep Date: 1/25/2006		Analyst: ERP
Aroclor 1016	ND	0.083		mg/Kg-dry	1	1/26/2006
Aroclor 1221	ND	0.083		mg/Kg-dry	1	1/26/2006
Aroclor 1232	ND	0.083		mg/Kg-dry	1	1/26/2006
Aroclor 1242	ND	0.083		mg/Kg-dry	1	1/26/2006
Aroclor 1248	ND	0.083		mg/Kg-dry	1	1/26/2006
Aroclor 1254	ND	0.083		mg/Kg-dry	1	1/26/2006
Aroclor 1260	ND	0.083		mg/Kg-dry	1	1/26/2006
Pesticides						
	SW8081 (SW3550B)			Prep Date: 1/25/2006		Analyst: ERP
4,4'-DDD	ND	0.0034		mg/Kg-dry	1	1/26/2006
4,4'-DDE	ND	0.0034		mg/Kg-dry	1	1/26/2006
4,4'-DDT	ND	0.0034		mg/Kg-dry	1	1/26/2006
Aldrin	ND	0.0017		mg/Kg-dry	1	1/26/2006
alpha-BHC	ND	0.0017		mg/Kg-dry	1	1/26/2006
alpha-Chlordane	ND	0.0017		mg/Kg-dry	1	1/26/2006
beta-BHC	ND	0.0017		mg/Kg-dry	1	1/26/2006
Chlordane	ND	0.083		mg/Kg-dry	1	1/26/2006
delta-BHC	ND	0.0017		mg/Kg-dry	1	1/26/2006
Dieldrin	ND	0.0034		mg/Kg-dry	1	1/26/2006
Endosulfan I	ND	0.0017		mg/Kg-dry	1	1/26/2006
Endosulfan II	ND	0.0034		mg/Kg-dry	1	1/26/2006
Endosulfan sulfate	ND	0.0034		mg/Kg-dry	1	1/26/2006
Endrin	ND	0.0034		mg/Kg-dry	1	1/26/2006
Endrin aldehyde	ND	0.0034		mg/Kg-dry	1	1/26/2006
Endrin ketone	ND	0.0034		mg/Kg-dry	1	1/26/2006
gamma-BHC	ND	0.0017		mg/Kg-dry	1	1/26/2006
gamma-Chlordane	ND	0.0017		mg/Kg-dry	1	1/26/2006
Heptachlor	ND	0.0017		mg/Kg-dry	1	1/26/2006
Heptachlor epoxide	ND	0.0017		mg/Kg-dry	1	1/26/2006
Methoxychlor	ND	0.0017		mg/Kg-dry	1	1/26/2006
Toxaphene	ND	0.1		mg/Kg-dry	1	1/26/2006
Mercury						
	SW7471A			Prep Date: 1/25/2006		Analyst: JG
Mercury	ND	0.025		mg/Kg-dry	1	1/25/2006
Metals by ICP/MS						
	SW6020 (SW3050B)			Prep Date: 1/20/2006		Analyst: JG
Aluminum	3900	19		mg/Kg	10	1/20/2006
Antimony	ND	1.9		mg/Kg	10	1/20/2006
Arsenic	1.6	0.93		mg/Kg	10	1/20/2006
Barium	24	0.93		mg/Kg	10	1/20/2006

Qualifiers:
 ND - Not Detected at the Reporting Limit
 J - Analyte detected below quantitation limits
 B - Analyte detected in the associated Method Blank
 HT - Sample received past holding time
 * - Non-accredited parameter

RL - Reporting / Quantitation Limit for the analysis
 S - Spike Recovery outside accepted recovery limits
 R - RPD outside accepted recovery limits
 E - Value above quantitation range
 H - Holding time exceeded

STAT Analysis Corporation

2255 West Harrison St., Suite B, Chicago, IL 60612-3505

Tel: (312) 733-0551 Fax: (312) 733-2386 STATinfo@STATAnalysis.com

Accreditation Numbers: IEPA ELAP 100445; ORELAP IL300001; AIHA 101160; NVLAP Lab Code 101202-0

Date Reported: January 30, 2006

Date Printed: January 30, 2006

Client: Environmental Group Services, Ltd.
 Lab Order: 06010357
 Project: Marengo
 Lab ID: 06010357-011

Client Sample ID: GP-11 (9-10)
 Collection Date: 1/19/2006 12:45:00 PM
 Matrix: Soil

Analyses	Result	RL	Qualifier	Units	DF	Date Analyzed
Metals by ICP/MS						
	SW6020 (SW3050B)		Prep Date: 1/20/2006		Analyst: JG	
Beryllium	ND	0.46		mg/Kg	10	1/20/2006
Cadmium	ND	0.46		mg/Kg	10	1/20/2006
Calcium	450	56		mg/Kg	10	1/20/2006
Chromium	5.8	0.93		mg/Kg	10	1/20/2006
Cobalt	2.3	0.93		mg/Kg	10	1/20/2006
Copper	3	2.3		mg/Kg	10	1/20/2006
Iron	6000	28		mg/Kg	10	1/20/2006
Lead	2.6	0.46		mg/Kg	10	1/20/2006
Magnesium	850	28		mg/Kg	10	1/20/2006
Manganese	180	0.93		mg/Kg	10	1/20/2006
Nickel	5.7	0.93		mg/Kg	10	1/20/2006
Potassium	210	28		mg/Kg	10	1/20/2006
Selenium	ND	0.93		mg/Kg	10	1/20/2006
Silver	ND	0.93		mg/Kg	10	1/20/2006
Sodium	ND	56		mg/Kg	10	1/20/2006
Thallium	ND	0.93		mg/Kg	10	1/20/2006
Vanadium	13	0.93		mg/Kg	10	1/20/2006
Zinc	11	4.6		mg/Kg	10	1/20/2006
Polynuclear Aromatic Hydrocarbons						
	SW8270C-SIM (SW3550B)		Prep Date: 1/24/2006		Analyst: VS	
Acenaphthene	ND	0.026		mg/Kg-dry	1	1/24/2006
Acenaphthylene	ND	0.026		mg/Kg-dry	1	1/24/2006
Anthracene	ND	0.026		mg/Kg-dry	1	1/24/2006
Benzo(a)anthracene	ND	0.026		mg/Kg-dry	1	1/24/2006
Benzo(a)pyrene	ND	0.026		mg/Kg-dry	1	1/24/2006
Benzo(b)fluoranthene	ND	0.026		mg/Kg-dry	1	1/24/2006
Benzo(g,h,i)perylene	ND	0.026		mg/Kg-dry	1	1/24/2006
Benzo(k)fluoranthene	ND	0.026		mg/Kg-dry	1	1/24/2006
Chrysene	ND	0.026		mg/Kg-dry	1	1/24/2006
Dibenz(a,h)anthracene	ND	0.026		mg/Kg-dry	1	1/24/2006
Fluoranthene	ND	0.026		mg/Kg-dry	1	1/24/2006
Fluorene	ND	0.026		mg/Kg-dry	1	1/24/2006
Indeno(1,2,3-cd)pyrene	ND	0.026		mg/Kg-dry	1	1/24/2006
Naphthalene	ND	0.026		mg/Kg-dry	1	1/24/2006
Phenanthrene	ND	0.026		mg/Kg-dry	1	1/24/2006
Pyrene	ND	0.026		mg/Kg-dry	1	1/24/2006
Semivolatile Organic Compounds by GC/MS						
	SW8270C (SW3550B)		Prep Date: 1/24/2006		Analyst: PAB	
1,2,4-Trichlorobenzene	ND	0.17		mg/Kg-dry	1	1/24/2006

Qualifiers:
 ND - Not Detected at the Reporting Limit
 J - Analyte detected below quantitation limits
 B - Analyte detected in the associated Method Blank
 HT - Sample received past holding time
 * - Non-accredited parameter

RL - Reporting / Quantitation Limit for the analysis
 S - Spike Recovery outside accepted recovery limits
 R - RPD outside accepted recovery limits
 E - Value above quantitation range
 H - Holding time exceeded

STAT Analysis Corporation

2255 West Harrison St., Suite B, Chicago, IL 60612-3505

Tel: (312) 733-0551 Fax: (312) 733-2386 STATinfo@STATAnalysis.com

Accreditation Numbers: IEPA ELAP 100445; ORELAP IL300001; AIHA 101160; NVLAP LabCode 101202-0

Date Reported: January 30, 2006

Date Printed: January 30, 2006

Client: Environmental Group Services, Ltd.
 Lab Order: 06010357
 Project: Marengo
 Lab ID: 06010357-011

Client Sample ID: GP-11 (9-10)
 Collection Date: 1/19/2006 12:45:00 PM
 Matrix: Soil

Analyses	Result	RL	Qualifier	Units	DF	Date Analyzed
Semivolatile Organic Compounds by GC/MS						
	SW8270C (SW3550B)		Prep Date: 1/24/2006		Analyst: PAB	
1,2-Dichlorobenzene	ND	0.17		mg/Kg-dry	1	1/24/2006
1,3-Dichlorobenzene	ND	0.17		mg/Kg-dry	1	1/24/2006
1,4-Dichlorobenzene	ND	0.17		mg/Kg-dry	1	1/24/2006
2, 2'-oxybis(1-Chloropropane)	ND	0.17		mg/Kg-dry	1	1/24/2006
2,4,5-Trichlorophenol	ND	0.34		mg/Kg-dry	1	1/24/2006
2,4,6-Trichlorophenol	ND	0.17		mg/Kg-dry	1	1/24/2006
2,4-Dichlorophenol	ND	0.17		mg/Kg-dry	1	1/24/2006
2,4-Dimethylphenol	ND	0.17		mg/Kg-dry	1	1/24/2006
2,4-Dinitrophenol	ND	0.82		mg/Kg-dry	1	1/24/2006
2,4-Dinitrotoluene	ND	0.17		mg/Kg-dry	1	1/24/2006
2,6-Dinitrotoluene	ND	0.17		mg/Kg-dry	1	1/24/2006
2-Chloronaphthalene	ND	0.17		mg/Kg-dry	1	1/24/2006
2-Chlorophenol	ND	0.17		mg/Kg-dry	1	1/24/2006
2-Methylnaphthalene	ND	0.17		mg/Kg-dry	1	1/24/2006
2-Methylphenol	ND	0.17		mg/Kg-dry	1	1/24/2006
2-Nitroaniline	ND	0.82		mg/Kg-dry	1	1/24/2006
2-Nitrophenol	ND	0.17		mg/Kg-dry	1	1/24/2006
3,3'-Dichlorobenzidine	ND	0.34		mg/Kg-dry	1	1/24/2006
3-Nitroaniline	ND	0.82		mg/Kg-dry	1	1/24/2006
4,6-Dinitro-2-methylphenol	ND	0.82		mg/Kg-dry	1	1/24/2006
4-Bromophenyl phenyl ether	ND	0.17		mg/Kg-dry	1	1/24/2006
4-Chloro-3-methylphenol	ND	0.17		mg/Kg-dry	1	1/24/2006
4-Chloroaniline	ND	0.17		mg/Kg-dry	1	1/24/2006
4-Chlorophenyl phenyl ether	ND	0.17		mg/Kg-dry	1	1/24/2006
4-Methylphenol	ND	0.17		mg/Kg-dry	1	1/24/2006
4-Nitroaniline	ND	0.82		mg/Kg-dry	1	1/24/2006
4-Nitrophenol	ND	0.82		mg/Kg-dry	1	1/24/2006
Aniline	ND	0.17		mg/Kg-dry	1	1/24/2006
Benzidine	ND	0.17		mg/Kg-dry	1	1/24/2006
Benzoic acid	ND	0.82		mg/Kg-dry	1	1/24/2006
Benzyl alcohol	ND	0.17		mg/Kg-dry	1	1/24/2006
Bis(2-chloroethoxy)methane	ND	0.17		mg/Kg-dry	1	1/24/2006
Bis(2-chloroethyl)ether	ND	0.17		mg/Kg-dry	1	1/24/2006
Bis(2-ethylhexyl)phthalate	0.21	0.17		mg/Kg-dry	1	1/24/2006
Butyl benzyl phthalate	ND	0.17		mg/Kg-dry	1	1/24/2006
Carbazole	ND	0.17		mg/Kg-dry	1	1/24/2006
Di-n-butyl phthalate	ND	0.17		mg/Kg-dry	1	1/24/2006
Di-n-octyl phthalate	ND	0.17		mg/Kg-dry	1	1/24/2006

Qualifiers: ND - Not Detected at the Reporting Limit
 J - Analyte detected below quantitation limits
 B - Analyte detected in the associated Method Blank
 HT - Sample received past holding time
 * - Non-accredited parameter

RL - Reporting / Quantitation Limit for the analysis
 S - Spike Recovery outside accepted recovery limits
 R - RPD outside accepted recovery limits
 E - Value above quantitation range
 H - Holding time exceeded

STAT Analysis Corporation

2255 West Harrison St., Suite B, Chicago, IL 60612-3505

Tel: (312) 733-0551 Fax: (312) 733-2386 STATinfo@STATAnalysis.com

Accreditation Numbers: IEPA ELAP 100445; ORELAP IL300001; AIHA 101160; NVLAP LabCode 101202-0

Date Reported: January 30, 2006

Date Printed: January 30, 2006

Client: Environmental Group Services, Ltd.
 Lab Order: 06010357
 Project: Marengo
 Lab ID: 06010357-011

Client Sample ID: GP-11 (9-10)
 Collection Date: 1/19/2006 12:45:00 PM
 Matrix: Soil

Analyses	Result	RL	Qualifier	Units	DF	Date Analyzed
Semivolatile Organic Compounds by GC/MS						
	SW8270C (SW3550B)			Prep Date: 1/24/2006		Analyst: PAB
Dibenzofuran	ND	0.17		mg/Kg-dry	1	1/24/2006
Diethyl phthalate	ND	0.17		mg/Kg-dry	1	1/24/2006
Dimethyl phthalate	ND	0.17		mg/Kg-dry	1	1/24/2006
Hexachlorobenzene	ND	0.17		mg/Kg-dry	1	1/24/2006
Hexachlorobutadiene	ND	0.17		mg/Kg-dry	1	1/24/2006
Hexachlorocyclopentadiene	ND	0.17		mg/Kg-dry	1	1/24/2006
Hexachloroethane	ND	0.17		mg/Kg-dry	1	1/24/2006
Isophorone	ND	0.17		mg/Kg-dry	1	1/24/2006
N-Nitrosodi-n-propylamine	ND	0.17		mg/Kg-dry	1	1/24/2006
N-Nitrosodimethylamine	ND	0.17		mg/Kg-dry	1	1/24/2006
N-Nitrosodiphenylamine	ND	0.17		mg/Kg-dry	1	1/24/2006
Nitrobenzene	ND	0.17		mg/Kg-dry	1	1/24/2006
Pentachlorophenol	ND	0.82		mg/Kg-dry	1	1/24/2006
Phenol	ND	0.17		mg/Kg-dry	1	1/24/2006
Pyridine	ND	0.17		mg/Kg-dry	1	1/24/2006
Volatile Organic Compounds by GC/MS						
	SW5035/8260B			Prep Date: 1/20/2006		Analyst: PS
Acetone	0.056	0.052		mg/Kg-dry	1	1/27/2006
Benzene	ND	0.0052		mg/Kg-dry	1	1/27/2006
Bromodichloromethane	ND	0.0052		mg/Kg-dry	1	1/27/2006
Bromoform	ND	0.0052		mg/Kg-dry	1	1/27/2006
Bromomethane	ND	0.01		mg/Kg-dry	1	1/27/2006
2-Butanone	ND	0.01		mg/Kg-dry	1	1/27/2006
Carbon disulfide	ND	0.0052		mg/Kg-dry	1	1/27/2006
Carbon tetrachloride	ND	0.0052		mg/Kg-dry	1	1/27/2006
Chlorobenzene	ND	0.0052		mg/Kg-dry	1	1/27/2006
Dibromochloromethane	ND	0.0052		mg/Kg-dry	1	1/27/2006
Chloroethane	ND	0.01		mg/Kg-dry	1	1/27/2006
Chloroform	ND	0.0052		mg/Kg-dry	1	1/27/2006
Chloromethane	ND	0.01		mg/Kg-dry	1	1/27/2006
1,1-Dichloroethane	ND	0.0052		mg/Kg-dry	1	1/27/2006
1,2-Dichloroethane	ND	0.0052		mg/Kg-dry	1	1/27/2006
1,1-Dichloroethene	ND	0.0052		mg/Kg-dry	1	1/27/2006
cis-1,2-Dichloroethene	ND	0.0052		mg/Kg-dry	1	1/27/2006
trans-1,2-Dichloroethene	ND	0.0052		mg/Kg-dry	1	1/27/2006
1,2-Dichloropropane	ND	0.0052		mg/Kg-dry	1	1/27/2006
cis-1,3-Dichloropropene	ND	0.0052		mg/Kg-dry	1	1/27/2006
trans-1,3-Dichloropropene	ND	0.0052		mg/Kg-dry	1	1/27/2006
Ethylbenzene	ND	0.0052		mg/Kg-dry	1	1/27/2006

Qualifiers:
 ND - Not Detected at the Reporting Limit
 J - Analyte detected below quantitation limits
 B - Analyte detected in the associated Method Blank
 HT - Sample received past holding time
 * - Non-accredited parameter

RL - Reporting / Quantitation Limit for the analysis
 S - Spike Recovery outside accepted recovery limits
 R - RPD outside accepted recovery limits
 E - Value above quantitation range
 H - Holding time exceeded

STAT Analysis Corporation

2255 West Harrison St., Suite B, Chicago, IL 60612-3505

Tel: (312) 733-0551 Fax: (312) 733-2386 STATinfo@STATAnalysis.com

Accreditation Numbers: IEPA ELAP 100445; ORELAP IL300001; AIHA 101160; NVLAP LabCode 101202-0

Date Reported: January 30, 2006

Date Printed: January 30, 2006

Client:	Environmental Group Services, Ltd.	Client Sample ID:	GP-11 (9-10)
Lab Order:	06010357	Collection Date:	1/19/2006 12:45:00 PM
Project:	Marengo	Matrix:	Soil
Lab ID:	06010357-011		

Analyses	Result	RL	Qualifier	Units	DF	Date Analyzed
Volatile Organic Compounds by GC/MS						
	SW5035/8260B				Prep Date: 1/20/2006	Analyst: PS
2-Hexanone	ND	0.01		mg/Kg-dry	1	1/27/2006
4-Methyl-2-pentanone	ND	0.01		mg/Kg-dry	1	1/27/2006
Methylene chloride	ND	0.01		mg/Kg-dry	1	1/27/2006
Methyl tert-butyl ether	ND	0.0052		mg/Kg-dry	1	1/27/2006
Styrene	ND	0.0052		mg/Kg-dry	1	1/27/2006
1,1,2,2-Tetrachloroethane	ND	0.0052		mg/Kg-dry	1	1/27/2006
Tetrachloroethene	ND	0.0052		mg/Kg-dry	1	1/27/2006
Toluene	ND	0.0052		mg/Kg-dry	1	1/27/2006
1,1,1-Trichloroethane	ND	0.0052		mg/Kg-dry	1	1/27/2006
1,1,2-Trichloroethane	ND	0.0052		mg/Kg-dry	1	1/27/2006
Trichloroethene	ND	0.0052		mg/Kg-dry	1	1/27/2006
Vinyl chloride	ND	0.0052		mg/Kg-dry	1	1/27/2006
Xylenes, Total	ND	0.016		mg/Kg-dry	1	1/27/2006
Cyanide, Total						
	SW9012A				Prep Date: 1/23/2006	Analyst: YZ
Cyanide	0.46	0.26		mg/Kg-dry	1	1/23/2006
pH (25 °C)						
	SW9045C				Prep Date: 1/23/2006	Analyst: ICD
pH	8.0			pH Units	1	1/23/2006
Percent Moisture						
	D2974				Prep Date: 1/21/2006	Analyst: ICD
Percent Moisture	3.69	0.01		wt%	1	1/23/2006

Qualifiers:

ND - Not Detected at the Reporting Limit
 J - Analyte detected below quantitation limits
 B - Analyte detected in the associated Method Blank
 HT - Sample received past holding time
 * - Non-accredited parameter

RL - Reporting / Quantitation Limit for the analysis
 S - Spike Recovery outside accepted recovery limits
 R - RPD outside accepted recovery limits
 E - Value above quantitation range
 H - Holding time exceeded

STAT Analysis Corporation

2255 West Harrison St., Suite B, Chicago, IL 60612-3505

Tel: (312) 733-0551 Fax: (312) 733-2386 STATinfo@STATAnalysis.com

Accreditation Numbers: IEPA ELAP 100445; ORELAP IL300001; AIHA 101160; NVLAP LabCode 101202-0

Date Reported: January 30, 2006

Date Printed: January 30, 2006

Client: Environmental Group Services, Ltd.
 Lab Order: 06010357
 Project: Marengo
 Lab ID: 06010357-012

Client Sample ID: GP-12 (8-9)
 Collection Date: 1/19/2006 1:15:00 PM
 Matrix: Soil

Analyses	Result	RL	Qualifier	Units	DF	Date Analyzed
PCBs						
	SW8082 (SW3550B)				Prep Date: 1/25/2006	Analyst: ERP
Aroclor 1016	ND	0.086		mg/Kg-dry	1	1/26/2006
Aroclor 1221	ND	0.086		mg/Kg-dry	1	1/26/2006
Aroclor 1232	ND	0.086		mg/Kg-dry	1	1/26/2006
Aroclor 1242	ND	0.086		mg/Kg-dry	1	1/26/2006
Aroclor 1248	ND	0.086		mg/Kg-dry	1	1/26/2006
Aroclor 1254	ND	0.086		mg/Kg-dry	1	1/26/2006
Aroclor 1260	ND	0.086		mg/Kg-dry	1	1/26/2006
Pesticides						
	SW8081 (SW3550B)				Prep Date: 1/25/2006	Analyst: ERP
4,4'-DDD	ND	0.0036		mg/Kg-dry	1	1/26/2006
4,4'-DDE	ND	0.0036		mg/Kg-dry	1	1/26/2006
4,4'-DDT	ND	0.0036		mg/Kg-dry	1	1/26/2006
Aldrin	ND	0.0017		mg/Kg-dry	1	1/26/2006
alpha-BHC	ND	0.0017		mg/Kg-dry	1	1/26/2006
alpha-Chlordane	ND	0.0017		mg/Kg-dry	1	1/26/2006
beta-BHC	ND	0.0017		mg/Kg-dry	1	1/26/2006
Chlordane	ND	0.088		mg/Kg-dry	1	1/26/2006
delta-BHC	ND	0.0017		mg/Kg-dry	1	1/26/2006
Dieldrin	ND	0.0036		mg/Kg-dry	1	1/26/2006
Endosulfan I	ND	0.0017		mg/Kg-dry	1	1/26/2006
Endosulfan II	ND	0.0036		mg/Kg-dry	1	1/26/2006
Endosulfan sulfate	ND	0.0036		mg/Kg-dry	1	1/26/2006
Endrin	ND	0.0036		mg/Kg-dry	1	1/26/2006
Endrin aldehyde	ND	0.0036		mg/Kg-dry	1	1/26/2006
Endrin ketone	ND	0.0036		mg/Kg-dry	1	1/26/2006
gamma-BHC	ND	0.0017		mg/Kg-dry	1	1/26/2006
gamma-Chlordane	ND	0.0017		mg/Kg-dry	1	1/26/2006
Heptachlor	ND	0.0017		mg/Kg-dry	1	1/26/2006
Heptachlor epoxide	ND	0.0017		mg/Kg-dry	1	1/26/2006
Methoxychlor	ND	0.0017		mg/Kg-dry	1	1/26/2006
Toxaphene	ND	0.11		mg/Kg-dry	1	1/26/2006
Mercury						
	SW7471A				Prep Date: 1/25/2006	Analyst: JG
Mercury	ND	0.026		mg/Kg-dry	1	1/25/2006
Metals by ICP/MS						
	SW6020 (SW3050B)				Prep Date: 1/20/2006	Analyst: JG
Aluminum	8600	410		mg/Kg-dry	200	1/23/2006
Antimony	ND	2		mg/Kg-dry	10	1/20/2006
Arsenic	3	1		mg/Kg-dry	10	1/20/2006
Barium	58	1		mg/Kg-dry	10	1/20/2006

Qualifiers:
 ND - Not Detected at the Reporting Limit
 J - Analyte detected below quantitation limits
 B - Analyte detected in the associated Method Blank
 HT - Sample received past holding time
 * - Non-accredited parameter

RL - Reporting / Quantitation Limit for the analysis
 S - Spike Recovery outside accepted recovery limits
 R - RPD outside accepted recovery limits
 E - Value above quantitation range
 H - Holding time exceeded

STAT Analysis Corporation

2255 West Harrison St., Suite B, Chicago, IL 60612-3505

Tel: (312) 733-0551 Fax: (312) 733-2386 STATinfo@STATAnalysis.com

Accreditation Numbers: IEPA ELAP 100445; ORELAP IL300001; AIHA 101160; NVLAP LabCode 101202-0

Date Reported: January 30, 2006

Date Printed: January 30, 2006

Client:	Environmental Group Services, Ltd.	Client Sample ID:	GP-12 (8-9)
Lab Order:	06010357	Collection Date:	1/19/2006 1:15:00 PM
Project:	Marengo	Matrix:	Soil
Lab ID:	06010357-012		

Analyses	Result	RL	Qualifier	Units	DF	Date Analyzed
Metals by ICP/MS						
	SW6020 (SW3050B)		Prep Date: 1/20/2006		Analyst: JG	
Beryllium	ND	0.51		mg/Kg-dry	10	1/20/2006
Cadmium	ND	0.51		mg/Kg-dry	10	1/20/2006
Calcium	39000	61		mg/Kg-dry	10	1/20/2006
Chromium	11	1		mg/Kg-dry	10	1/20/2006
Cobalt	5.1	1		mg/Kg-dry	10	1/20/2006
Copper	7.9	2.5		mg/Kg-dry	10	1/20/2006
Iron	10000	31		mg/Kg-dry	10	1/20/2006
Lead	7.3	0.51		mg/Kg-dry	10	1/20/2006
Magnesium	22000	31		mg/Kg-dry	10	1/20/2006
Manganese	550	1		mg/Kg-dry	10	1/20/2006
Nickel	11	1		mg/Kg-dry	10	1/20/2006
Potassium	720	31		mg/Kg-dry	10	1/20/2006
Selenium	ND	1		mg/Kg-dry	10	1/20/2006
Silver	ND	1		mg/Kg-dry	10	1/20/2006
Sodium	ND	61		mg/Kg-dry	10	1/20/2006
Thallium	ND	1		mg/Kg-dry	10	1/20/2006
Vanadium	20	1		mg/Kg-dry	10	1/20/2006
Zinc	24	5.1		mg/Kg-dry	10	1/20/2006
Polynuclear Aromatic Hydrocarbons						
	SW8270C-SIM (SW3550B)		Prep Date: 1/24/2006		Analyst: VS	
Acenaphthene	ND	0.027		mg/Kg-dry	1	1/24/2006
Acenaphthylene	ND	0.027		mg/Kg-dry	1	1/24/2006
Anthracene	ND	0.027		mg/Kg-dry	1	1/24/2006
Benz(a)anthracene	ND	0.027		mg/Kg-dry	1	1/24/2006
Benzo(a)pyrene	ND	0.027		mg/Kg-dry	1	1/24/2006
Benzo(b)fluoranthene	ND	0.027		mg/Kg-dry	1	1/24/2006
Benzo(g,h,i)perylene	ND	0.027		mg/Kg-dry	1	1/24/2006
Benzo(k)fluoranthene	ND	0.027		mg/Kg-dry	1	1/24/2006
Chrysene	ND	0.027		mg/Kg-dry	1	1/24/2006
Dibenz(a,h)anthracene	ND	0.027		mg/Kg-dry	1	1/24/2006
Fluoranthene	ND	0.027		mg/Kg-dry	1	1/24/2006
Fluorene	ND	0.027		mg/Kg-dry	1	1/24/2006
Indano(1,2,3-cd)pyrene	ND	0.027		mg/Kg-dry	1	1/24/2006
Naphthalene	ND	0.027		mg/Kg-dry	1	1/24/2006
Phenanthrene	ND	0.027		mg/Kg-dry	1	1/24/2006
Pyrene	ND	0.027		mg/Kg-dry	1	1/24/2006
Semivolatile Organic Compounds by GC/MS						
	SW8270C (SW3550B)		Prep Date: 1/24/2006		Analyst: PAB	
1,2,4-Trichlorobenzene	ND	0.18		mg/Kg-dry	1	1/24/2006

Qualifiers:	ND - Not Detected at the Reporting Limit	RL - Reporting / Quantitation Limit for the analysis
	J - Analyte detected below quantitation limits	S - Spike Recovery outside accepted recovery limits
	B - Analyte detected in the associated Method Blank	R - RID outside accepted recovery limits
	HT - Sample received past holding time	E - Value above quantitation range
	* - Non-accredited parameter	H - Holding time exceeded

STAT Analysis Corporation

2255 West Harrison St., Suite B, Chicago, IL 60612-3505

Tel: (312) 733-0551 Fax: (312) 733-2386 STATinfo@STATAnalysis.com

Accreditation Numbers: IEPA ELAP 100445; ORELAP IL300001; AIHA 101160; NVLAP LabCode 101202-0

Date Reported: January 30, 2006

Date Printed: January 30, 2006

Client: Environmental Group Services, Ltd.
 Lab Order: 06010357
 Project: Marengo
 Lab ID: 06010357-012

Client Sample ID: GP-12 (8-9)
 Collection Date: 1/19/2006 1:15:00 PM
 Matrix: Soil

Analyses	Result	RL	Qualifier	Units	DF	Date Analyzed
Semivolatile Organic Compounds by GC/MS						
	SW8270C (SW3550B)		Prep Date: 1/24/2006		Analyst: PAB	
1,2-Dichlorobenzene	ND	0.18		mg/Kg-dry	1	1/24/2006
1,3-Dichlorobenzene	ND	0.18		mg/Kg-dry	1	1/24/2006
1,4-Dichlorobenzene	ND	0.18		mg/Kg-dry	1	1/24/2006
2, 2'-oxybis(1-Chloropropane)	ND	0.18		mg/Kg-dry	1	1/24/2006
2,4,5-Trichlorophenol	ND	0.36		mg/Kg-dry	1	1/24/2006
2,4,6-Trichlorophenol	ND	0.18		mg/Kg-dry	1	1/24/2006
2,4-Dichlorophenol	ND	0.18		mg/Kg-dry	1	1/24/2006
2,4-Dimethylphenol	ND	0.18		mg/Kg-dry	1	1/24/2006
2,4-Dinitrophenol	ND	0.87		mg/Kg-dry	1	1/24/2006
2,4-Dinitrotoluene	ND	0.18		mg/Kg-dry	1	1/24/2006
2,6-Dinitrotoluene	ND	0.18		mg/Kg-dry	1	1/24/2006
2-Chloronaphthalene	ND	0.18		mg/Kg-dry	1	1/24/2006
2-Chlorophenol	ND	0.18		mg/Kg-dry	1	1/24/2006
2-Methylnaphthalene	ND	0.18		mg/Kg-dry	1	1/24/2006
2-Methylphenol	ND	0.18		mg/Kg-dry	1	1/24/2006
2-Nitroaniline	ND	0.87		mg/Kg-dry	1	1/24/2006
2-Nitrophenol	ND	0.18		mg/Kg-dry	1	1/24/2006
3,3'-Dichlorobenzidine	ND	0.36		mg/Kg-dry	1	1/24/2006
3-Nitroaniline	ND	0.87		mg/Kg-dry	1	1/24/2006
4,6-Dinitro-2-methylphenol	ND	0.87		mg/Kg-dry	1	1/24/2006
4-Bromophenyl phenyl ether	ND	0.18		mg/Kg-dry	1	1/24/2006
4-Chloro-3-methylphenol	ND	0.18		mg/Kg-dry	1	1/24/2006
4-Chloroaniline	ND	0.18		mg/Kg-dry	1	1/24/2006
4-Chlorophenyl phenyl ether	ND	0.18		mg/Kg-dry	1	1/24/2006
4-Methylphenol	ND	0.18		mg/Kg-dry	1	1/24/2006
4-Nitroaniline	ND	0.87		mg/Kg-dry	1	1/24/2006
4-Nitrophenol	ND	0.87		mg/Kg-dry	1	1/24/2006
Aniline	ND	0.18		mg/Kg-dry	1	1/24/2006
Benzidine	ND	0.18		mg/Kg-dry	1	1/24/2006
Benzoic acid	ND	0.87		mg/Kg-dry	1	1/24/2006
Benzyl alcohol	ND	0.18		mg/Kg-dry	1	1/24/2006
Bis(2-chloroethoxy)methane	ND	0.18		mg/Kg-dry	1	1/24/2006
Bis(2-chloroethyl)ether	ND	0.18		mg/Kg-dry	1	1/24/2006
Bis(2-ethylhexyl)phthalate	ND	0.18		mg/Kg-dry	1	1/24/2006
Butyl benzyl phthalate	ND	0.18		mg/Kg-dry	1	1/24/2006
Carbazole	ND	0.18		mg/Kg-dry	1	1/24/2006
Di-n-butyl phthalate	ND	0.18		mg/Kg-dry	1	1/24/2006
Di-n-octyl phthalate	ND	0.18		mg/Kg-dry	1	1/24/2006

Qualifiers: ND - Not Detected at the Reporting Limit
 J - Analyte detected below quantitation limits
 B - Analyte detected in the associated Method Blank
 HT - Sample received past holding time
 * - Non-accredited parameter

RL - Reporting / Quantitation Limit for the analysis
 S - Spike Recovery outside accepted recovery limits
 R - RPD outside accepted recovery limits
 E - Value above quantitation range
 H - Holding time exceeded

STAT Analysis Corporation

2255 West Harrison St., Suite B, Chicago, IL 60612-3505

Tel: (312) 733-0551 Fax: (312) 733-2386 STATinfo@STATAnalysis.com

Accreditation Numbers: IEPA ELAP 100445; ORELAP IL300001; AIHA 101160; NVLAP LabCode 101202-0

Date Reported: January 30, 2006

Date Printed: January 30, 2006

Client: Environmental Group Services, Ltd.
 Lab Order: 06010357
 Project: Marengo
 Lab ID: 06010357-012

Client Sample ID: GP-12 (§-9)
 Collection Date: 1/19/2006 1:15:00 PM
 Matrix: Soil

Analyses	Result	RL	Qualifier	Units	DF	Date Analyzed
Semivolatile Organic Compounds by GC/MS						
	SW8270C (SW3550B)		Prep Date: 1/24/2006		Analyst: PAB	
Dibenzofuran	ND	0.18		mg/Kg-dry	1	1/24/2006
Diethyl phthalate	ND	0.18		mg/Kg-dry	1	1/24/2006
Dimethyl phthalate	ND	0.18		mg/Kg-dry	1	1/24/2006
Hexachlorobenzene	ND	0.18		mg/Kg-dry	1	1/24/2006
Hexachlorobutadiene	ND	0.18		mg/Kg-dry	1	1/24/2006
Hexachlorocyclopentadiene	ND	0.18		mg/Kg-dry	1	1/24/2006
Hexachloroethane	ND	0.18		mg/Kg-dry	1	1/24/2006
Isophorone	ND	0.18		mg/Kg-dry	1	1/24/2006
N-Nitrosodi-n-propylamine	ND	0.18		mg/Kg-dry	1	1/24/2006
N-Nitrosodimethylamine	ND	0.18		mg/Kg-dry	1	1/24/2006
N-Nitrosodiphenylamine	ND	0.18		mg/Kg-dry	1	1/24/2006
Nitrobenzene	ND	0.18		mg/Kg-dry	1	1/24/2006
Pentachlorophenol	ND	0.87		mg/Kg-dry	1	1/24/2006
Phenol	ND	0.18		mg/Kg-dry	1	1/24/2006
Pyridine	ND	0.18		mg/Kg-dry	1	1/24/2006
Volatile Organic Compounds by GC/MS						
	SW5035/8260B		Prep Date: 1/20/2006		Analyst: PS	
Acetone	0.095	0.052		mg/Kg-dry	1	1/27/2006
Benzene	ND	0.0052		mg/Kg-dry	1	1/27/2006
Bromodichloromethane	ND	0.0052		mg/Kg-dry	1	1/27/2006
Bromoform	ND	0.0052		mg/Kg-dry	1	1/27/2006
Bromomethane	ND	0.01		mg/Kg-dry	1	1/27/2006
2-Butanone	0.012	0.01		mg/Kg-dry	1	1/27/2006
Carbon disulfide	ND	0.0052		mg/Kg-dry	1	1/27/2006
Carbon tetrachloride	ND	0.0052		mg/Kg-dry	1	1/27/2006
Chlorobenzene	ND	0.0052		mg/Kg-dry	1	1/27/2006
Dibromochloromethane	ND	0.0052		mg/Kg-dry	1	1/27/2006
Chloroethane	ND	0.01		mg/Kg-dry	1	1/27/2006
Chloroform	ND	0.0052		mg/Kg-dry	1	1/27/2006
Chloromethane	ND	0.01		mg/Kg-dry	1	1/27/2006
1,1-Dichloroethane	ND	0.0052		mg/Kg-dry	1	1/27/2006
1,2-Dichloroethane	ND	0.0052		mg/Kg-dry	1	1/27/2006
1,1-Dichloroethene	ND	0.0052		mg/Kg-dry	1	1/27/2006
cis-1,2-Dichloroethene	ND	0.0052		mg/Kg-dry	1	1/27/2006
trans-1,2-Dichloroethene	ND	0.0052		mg/Kg-dry	1	1/27/2006
1,2-Dichloropropane	ND	0.0052		mg/Kg-dry	1	1/27/2006
cis-1,3-Dichloropropene	ND	0.0052		mg/Kg-dry	1	1/27/2006
trans-1,3-Dichloropropene	ND	0.0052		mg/Kg-dry	1	1/27/2006
Ethylbenzene	ND	0.0052		mg/Kg-dry	1	1/27/2006

Qualifiers: ND - Not Detected at the Reporting Limit
 J - Analyte detected below quantitation limits
 B - Analyte detected in the associated Method Blank
 HT - Sample received past holding time
 * - Non-accredited parameter

RL - Reporting / Quantitation Limit for the analysis
 S - Spike Recovery outside accepted recovery limits
 R - RPD outside accepted recovery limits
 E - Value above quantitation range
 H - Holding time exceeded

STAT Analysis Corporation

2255 West Harrison St., Suite B, Chicago, IL 60612-3505

Tel: (312) 733-0551 Fax: (312) 733-2386 STATinfo@STATAnalysis.com

Accreditation Numbers: IEPA ELAP 100445; ORELAP IL300001; AIHA 101160; NVLAP LabCode 101202-0

Date Reported: January 30, 2006

Date Printed: January 30, 2006

Client:	Environmental Group Services, Ltd.	Client Sample ID:	GP-12 (8-9)
Lab Order:	06010357	Collection Date:	1/19/2006 1:15:00 PM
Project:	Marengo	Matrix:	Soil
Lab ID:	06010357-012		

Analyses	Result	RL	Qualifier	Units	DF	Date Analyzed
Volatile Organic Compounds by GC/MS						
	SW5035/8260B				Prep Date: 1/20/2006	Analyst: PS
2-Hexanone	ND	0.01		mg/Kg-dry	1	1/27/2006
4-Methyl-2-pentanone	ND	0.01		mg/Kg-dry	1	1/27/2006
Methylene chloride	ND	0.01		mg/Kg-dry	1	1/27/2006
Methyl tert-butyl ether	ND	0.0052		mg/Kg-dry	1	1/27/2006
Styrene	ND	0.0052		mg/Kg-dry	1	1/27/2006
1,1,2,2-Tetrachloroethane	ND	0.0052		mg/Kg-dry	1	1/27/2006
Tetrachloroethene	ND	0.0052		mg/Kg-dry	1	1/27/2006
Toluene	ND	0.0052		mg/Kg-dry	1	1/27/2006
1,1,1-Trichloroethane	ND	0.0052		mg/Kg-dry	1	1/27/2006
1,1,2-Trichloroethane	ND	0.0052		mg/Kg-dry	1	1/27/2006
Trichloroethene	ND	0.0052		mg/Kg-dry	1	1/27/2006
Vinyl chloride	ND	0.0052		mg/Kg-dry	1	1/27/2006
Xylenes, Total	ND	0.016		mg/Kg-dry	1	1/27/2006
Cyanide, Total						
	SW9012A				Prep Date: 1/23/2006	Analyst: YZ
Cyanide	ND	0.28		mg/Kg-dry	1	1/23/2006
pH (25 °C)						
	SW9045C				Prep Date: 1/23/2006	Analyst: ICD
pH	8.1			pH Units	1	1/23/2006
Percent Moisture						
	D2974				Prep Date: 1/21/2006	Analyst: ICD
Percent Moisture	9.45	0.01		wt%	1	1/23/2006

Qualifiers:

ND - Not Detected at the Reporting Limit
 J - Analyte detected below quantitation limits
 B - Analyte detected in the associated Method Blank
 HT - Sample received past holding time
 * - Non-accredited parameter

RL - Reporting / Quantitation Limit for the analysis
 S - Spike Recovery outside accepted recovery limits
 R - RPD outside accepted recovery limits
 E - Value above quantitation range
 H - Holding time exceeded

STAT Analysis Corporation

2255 West Harrison St., Suite B, Chicago, IL 60612-3505

Tel: (312) 733-0551 Fax: (312) 733-2386 STATinfo@STATAnalysis.com

Accreditation Numbers: IEPA ELAP 100445; ORELAP IL300001; AIHA 101160; NVLAP LabCode 101202-0

February 21, 2006

Environmental Group Services, Ltd.

557 W. Polk

Chicago, IL 60610

Telephone: (312) 447-1200

Fax: (312) 447-0922

RE: Marengo 2

STAT Project No: 06020309

Dear Bill Lennon:

STAT Analysis received 15 samples for the referenced project on 2/15/2006. The analytical results are presented in the following report.

All analyses were performed in accordance with the requirements of 35 IAC Part 186 / NELAC standards. Analyses were performed in accordance with methods as referenced on the analytical report. Those analytical results expressed on a dry weight basis are also noted on the analytical report.

All analyses were performed within established holding time criteria, and all Quality Control criteria met EPA or laboratory specifications except when noted in the Case Narrative or Analytical Report. If required, an estimate of uncertainty for the analyses can be provided. A listing of accredited methods/parameters can also be provided.

Thank you for the opportunity to serve you and I look forward to working with you in the future. If you have any questions regarding the enclosed materials, please contact me at (312) 563-0371.

Sincerely,



Craig Chawla
Project Manager

~~The information contained in this report and any attachments is confidential information intended only for the use of the individual or entities named above. The results of this report relate only to the samples tested. If you have received this report in error, please notify us immediately by phone. This report shall not be reproduced, except in its entirety, unless written approval has been obtained from the laboratory.~~

Client: Environmental Group Services, Ltd.
Project: Marengo 2
Lab Order: 06020309

Work Order Sample Summary

Lab Sample ID	Client Sample ID	Tag Number	Collection Date	Date Received
06020309-001A	GP-13 (4-5)		2/15/2006 7:30:00 AM	2/15/2006
06020309-001B	GP-13 (4-5)		2/15/2006 7:30:00 AM	2/15/2006
06020309-002A	GP-14 (4-6)		2/15/2006 7:45:00 AM	2/15/2006
06020309-002B	GP-14 (4-6)		2/15/2006 7:45:00 AM	2/15/2006
06020309-003A	GP-15 (5-7)		2/15/2006 8:00:00 AM	2/15/2006
06020309-003B	GP-15 (5-7)		2/15/2006 8:00:00 AM	2/15/2006
06020309-004A	GP-16 (6-8)		2/15/2006 8:15:00 AM	2/15/2006
06020309-004B	GP-16 (6-8)		2/15/2006 8:15:00 AM	2/15/2006
06020309-005A	GP-17 (5-6)		2/15/2006 8:30:00 AM	2/15/2006
06020309-005B	GP-17 (5-6)		2/15/2006 8:30:00 AM	2/15/2006
06020309-006A	GP-18 (6-8)		2/15/2006 8:45:00 AM	2/15/2006
06020309-006B	GP-18 (6-8)		2/15/2006 8:45:00 AM	2/15/2006
06020309-007A	GP-19 (5-7)		2/15/2006 9:00:00 AM	2/15/2006
06020309-007B	GP-19 (5-7)		2/15/2006 9:00:00 AM	2/15/2006
06020309-008A	GP-20 (4-5)		2/15/2006 9:30:00 AM	2/15/2006
06020309-008B	GP-20 (4-5)		2/15/2006 9:30:00 AM	2/15/2006
06020309-009A	GP-21 (5-6)		2/15/2006 9:45:00 AM	2/15/2006
06020309-009B	GP-21 (5-6)		2/15/2006 9:45:00 AM	2/15/2006
06020309-010A	GP-22 (4-6)		2/15/2006 10:00:00 AM	2/15/2006
06020309-010B	GP-22 (4-6)		2/15/2006 10:00:00 AM	2/15/2006
06020309-011A	GP-23 (4-5)		2/15/2006 10:15:00 AM	2/15/2006
06020309-011B	GP-23 (4-5)		2/15/2006 10:15:00 AM	2/15/2006
06020309-012A	GP-24 (5-6)		2/15/2006 10:30:00 AM	2/15/2006
06020309-012B	GP-24 (5-6)		2/15/2006 10:30:00 AM	2/15/2006
06020309-013A	GP-25 (4-5)		2/15/2006 11:00:00 AM	2/15/2006
06020309-013B	GP-25 (4-5)		2/15/2006 11:00:00 AM	2/15/2006
06020309-014A	GP-26 (5-6)		2/15/2006 11:15:00 AM	2/15/2006
06020309-014B	GP-26 (5-6)		2/15/2006 11:15:00 AM	2/15/2006
06020309-015A	GP-27 (5-6)		2/15/2006 11:30:00 AM	2/15/2006
06020309-015B	GP-27 (5-6)		2/15/2006 11:30:00 AM	2/15/2006

CLIENT: Environmental Group Services, Ltd.
Project: Marengo 2
Lab Order: 06020309

CASE NARRATIVE

The metals MS/MSD prepared from sample GP-20 (4-5) (06020309-008) had the following outside control limits:

Antimony: 196%/197% (MS/MSD) recovery, QC limits 75-125%

Cobalt: 185% (MS) recovery, QC limits 75-125%; RPD 33%, QC limit <20%

Manganese: 142% (MS) recovery, QC limits 75-125%; RPD 57%, QC limit <20%

Nickel: 196% (MS) recovery, QC limits 75-125%

Iron: RPD 157%, QC limit <20%

**Analysis Corporation**

2255 West Harrison St., Suite B, Chicago, IL 60612-3505

Tel: (312) 733-0551 Fax: (312) 733-2386 STATinfo@STATAnalysis.com

Accreditation Numbers: IEPA ELAP 100445; ORELAP IL300001; AIHA 101160; NVLAP LabCode 101202-0

Report Date: February 21, 2006

Print Date: February 21, 2006

Client:	Environmental Group Services, Ltd.	Client Sample ID:	GP-13 (4-5)
Lab Order:	06020309	Tag Number:	
Project:	Marengo 2	Collection Date:	2/15/2006 7:30:00 AM
Lab ID:	06020309-001A	Matrix:	Soil

Analyses	Result	RL	Qualifier	Units	DF	Date Analyzed
Volatile Organic Compounds by GC/MS		SW5035/8260B			Prep Date: 2/16/2006	Analyst: PS
Acetone	ND	0.054		mg/Kg-dry	1	2/17/2006
Benzene	ND	0.0054		mg/Kg-dry	1	2/17/2006
Bromodichloromethane	ND	0.0054		mg/Kg-dry	1	2/17/2006
Bromoform	ND	0.0054		mg/Kg-dry	1	2/17/2006
Bromomethane	ND	0.011		mg/Kg-dry	1	2/17/2006
2-Butanone	ND	0.011		mg/Kg-dry	1	2/17/2006
Carbon disulfide	ND	0.0054		mg/Kg-dry	1	2/17/2006
Carbon tetrachloride	ND	0.0054		mg/Kg-dry	1	2/17/2006
Chlorobenzene	ND	0.0054		mg/Kg-dry	1	2/17/2006
Dibromochloromethane	ND	0.0054		mg/Kg-dry	1	2/17/2006
Chloroethane	ND	0.011		mg/Kg-dry	1	2/17/2006
Chloroform	ND	0.0054		mg/Kg-dry	1	2/17/2006
Chloromethane	ND	0.011		mg/Kg-dry	1	2/17/2006
1,1-Dichloroethane	ND	0.0054		mg/Kg-dry	1	2/17/2006
1,2-Dichloroethane	ND	0.0054		mg/Kg-dry	1	2/17/2006
1,1-Dichloroethene	ND	0.0054		mg/Kg-dry	1	2/17/2006
cis-1,2-Dichloroethene	ND	0.0054		mg/Kg-dry	1	2/17/2006
trans-1,2-Dichloroethene	ND	0.0054		mg/Kg-dry	1	2/17/2006
1,2-Dichloropropane	ND	0.0054		mg/Kg-dry	1	2/17/2006
cis-1,3-Dichloropropene	ND	0.0054		mg/Kg-dry	1	2/17/2006
trans-1,3-Dichloropropene	ND	0.0054		mg/Kg-dry	1	2/17/2006
Ethylbenzene	ND	0.0054		mg/Kg-dry	1	2/17/2006
2-Hexanone	ND	0.011		mg/Kg-dry	1	2/17/2006
4-Methyl-2-pentanone	ND	0.011		mg/Kg-dry	1	2/17/2006
Methylene chloride	ND	0.011		mg/Kg-dry	1	2/17/2006
Methyl tert-butyl ether	ND	0.0054		mg/Kg-dry	1	2/17/2006
Styrene	ND	0.0054		mg/Kg-dry	1	2/17/2006
1,1,2,2-Tetrachloroethane	ND	0.0054		mg/Kg-dry	1	2/17/2006
Tetrachloroethene	ND	0.0054		mg/Kg-dry	1	2/17/2006
Toluene	ND	0.0054		mg/Kg-dry	1	2/17/2006
1,1,1-Trichloroethane	ND	0.0054		mg/Kg-dry	1	2/17/2006
1,1,2-Trichloroethane	ND	0.0054		mg/Kg-dry	1	2/17/2006
Trichloroethene	ND	0.0054		mg/Kg-dry	1	2/17/2006
Vinyl chloride	ND	0.0054		mg/Kg-dry	1	2/17/2006
Xylenes, Total	ND	0.016		mg/Kg-dry	1	2/17/2006

Qualifiers:

ND - Not Detected at the Reporting Limit

J - Analyte detected below quantitation limits

B - Analyte detected in the associated Method Blank

HT - Sample received past holding time

* - Non-accredited parameter

RL - Reporting / Quantitation Limit for the analysis

S - Spike Recovery outside accepted recovery limits

R - RPD outside accepted recovery limits

E - Value above quantitation range

H - Holding time exceeded

STAT Analysis Corporation

2255 West Harrison St., Suite B, Chicago, IL 60612-3505

Tel: (312) 733-0551 Fax: (312) 733-2386 STATinfo@STATAnalysis.com

Accreditation Numbers: IEPA ELAP 100445; ORELAP IL300001; AIHA 101160; NVLAP LabCode 101202-0

Report Date: February 21, 2006

Print Date: February 21, 2006

Client:	Environmental Group Services, Ltd.	Client Sample ID:	GP-13 (4-5)
Lab Order:	06020309	Tag Number:	
Project:	Marengo 2	Collection Date:	2/15/2006 7:30:00 AM
Lab ID:	06020309-001B	Matrix:	Soil

Analyses	Result	RL	Qualifier	Units	DF	Date Analyzed
PCBs						
	SW8082 (SW3550B)				Prep Date: 2/16/2006	Analyst: ERP
Aroclor 1016	ND	0.099		mg/Kg-dry	1	2/19/2006
Aroclor 1221	ND	0.099		mg/Kg-dry	1	2/19/2006
Aroclor 1232	ND	0.099		mg/Kg-dry	1	2/19/2006
Aroclor 1242	ND	0.099		mg/Kg-dry	1	2/19/2006
Aroclor 1248	ND	0.099		mg/Kg-dry	1	2/19/2006
Aroclor 1254	ND	0.099		mg/Kg-dry	1	2/19/2006
Aroclor 1260	ND	0.099		mg/Kg-dry	1	2/19/2006
Pesticides						
	SW8081 (SW3550B)				Prep Date: 2/16/2006	Analyst: ERP
4,4'-DDD	ND	0.0041		mg/Kg-dry	1	2/19/2006
4,4'-DDE	ND	0.0041		mg/Kg-dry	1	2/19/2006
4,4'-DDT	ND	0.0041		mg/Kg-dry	1	2/19/2006
Aldrin	ND	0.002		mg/Kg-dry	1	2/19/2006
alpha-BHC	ND	0.002		mg/Kg-dry	1	2/19/2006
alpha-Chlordane	ND	0.002		mg/Kg-dry	1	2/19/2006
beta-BHC	ND	0.002		mg/Kg-dry	1	2/19/2006
Chlordane	ND	0.099		mg/Kg-dry	1	2/19/2006
delta-BHC	ND	0.002		mg/Kg-dry	1	2/19/2006
Dieldrin	ND	0.0041		mg/Kg-dry	1	2/19/2006
Endosulfan I	ND	0.002		mg/Kg-dry	1	2/19/2006
Endosulfan II	ND	0.0041		mg/Kg-dry	1	2/19/2006
Endosulfan sulfate	ND	0.0041		mg/Kg-dry	1	2/19/2006
Endrin	ND	0.0041		mg/Kg-dry	1	2/19/2006
Endrin aldehyde	ND	0.0041		mg/Kg-dry	1	2/19/2006
Endrin ketone	ND	0.0041		mg/Kg-dry	1	2/19/2006
gamma-BHC	ND	0.002		mg/Kg-dry	1	2/19/2006
gamma-Chlordane	ND	0.002		mg/Kg-dry	1	2/19/2006
Heptachlor	ND	0.002		mg/Kg-dry	1	2/19/2006
Heptachlor epoxide	ND	0.002		mg/Kg-dry	1	2/19/2006
Melthoxychlor	ND	0.002		mg/Kg-dry	1	2/19/2006
Toxaphene	ND	0.12		mg/Kg-dry	1	2/19/2006
Mercury						
	SW7471A				Prep Date: 2/16/2006	Analyst: JG
Mercury	ND	0.032		mg/Kg-dry	1	2/16/2006
Metals by ICP/MS						
	SW6020 (SW3050B)				Prep Date: 2/16/2006	Analyst: JG
Aluminum	12000	120		mg/Kg-dry	50	2/17/2006
Antimony	ND	2.5		mg/Kg-dry	10	2/16/2006
Arsenic	5	1.2		mg/Kg-dry	10	2/16/2006
Barium	88	1.2		mg/Kg-dry	10	2/16/2006

Qualifiers:
 ND - Not Detected at the Reporting Limit
 J - Analyte detected below quantitation limits
 B - Analyte detected in the associated Method Blank
 HT - Sample received past holding time.
 * - Non-accredited parameter

RL - Reporting / Quantitation Limit for the analysis
 S - Spike Recovery outside accepted recovery limits
 R - RPD outside accepted recovery limits
 E - Value above quantitation range
 H - Holding time exceeded

STAT Analysis Corporation

2255 West Harrison St., Suite B, Chicago, IL 60612-3505

Tel: (312) 733-0551 Fax: (312) 733-2386 STATinfo@STATAnalysis.com

Accreditation Numbers: IEPA ELAP 100445; ORELAP IL300001; AIHA 101160; NVLAP LabCode 101202-0

Report Date: February 21, 2006

Print Date: February 21, 2006

Client:	Environmental Group Services, Ltd.	Client Sample ID:	GP-13 (4-5)
Lab Order:	06020309	Tag Number:	
Project:	Marengo 2	Collection Date:	2/15/2006 7:30:00 AM
Lab ID:	06020309-001B	Matrix:	Soil

Analyses	Result	RL	Qualifier	Units	DF	Date Analyzed
Metals by ICP/MS						
	SW6020 (SW3050B)				Prep Date: 2/16/2006	Analyst: JG
Beryllium	ND	0.62		mg/Kg-dry	10	2/16/2006
Cadmium	ND	0.62		mg/Kg-dry	10	2/16/2006
Calcium	17000	75		mg/Kg-dry	10	2/16/2006
Chromium	19	1.2		mg/Kg-dry	10	2/16/2006
Cobalt	6.3	1.2		mg/Kg-dry	10	2/16/2006
Copper	17	3.1		mg/Kg-dry	10	2/16/2006
Iron	17000	190		mg/Kg-dry	50	2/17/2006
Lead	16	0.62		mg/Kg-dry	10	2/16/2006
Magnesium	11000	37		mg/Kg-dry	10	2/16/2006
Manganese	660	1.2		mg/Kg-dry	10	2/16/2006
Nickel	15	1.2		mg/Kg-dry	10	2/16/2006
Potassium	1300	37		mg/Kg-dry	10	2/16/2006
Selenium	ND	1.2		mg/Kg-dry	10	2/16/2006
Silver	ND	1.2		mg/Kg-dry	10	2/16/2006
Sodium	290	75		mg/Kg-dry	10	2/16/2006
Thallium	ND	1.2		mg/Kg-dry	10	2/16/2006
Vanadium	28	1.2		mg/Kg-dry	10	2/16/2006
Zinc	33	6.2		mg/Kg-dry	10	2/16/2006
Polynuclear Aromatic Hydrocarbons						
	SW8270C-SIM (SW3550B)				Prep Date: 2/18/2006	Analyst: VS
Acenaphthene	ND	0.032		mg/Kg-dry	1	2/18/2006
Acenaphthylene	ND	0.032		mg/Kg-dry	1	2/18/2006
Anthracene	ND	0.032		mg/Kg-dry	1	2/18/2006
Benz(a)anthracene	ND	0.032		mg/Kg-dry	1	2/18/2006
Benzo(a)pyrene	ND	0.032		mg/Kg-dry	1	2/18/2006
Benzo(b)fluoranthene	ND	0.032		mg/Kg-dry	1	2/18/2006
Benzo(g,h,i)perylene	ND	0.032		mg/Kg-dry	1	2/18/2006
Benzo(k)fluoranthene	ND	0.032		mg/Kg-dry	1	2/18/2006
Chrysene	ND	0.032		mg/Kg-dry	1	2/18/2006
Dibenz(a,h)anthracene	ND	0.032		mg/Kg-dry	1	2/18/2006
Fluoranthene	ND	0.032		mg/Kg-dry	1	2/18/2006
Fluorene	ND	0.032		mg/Kg-dry	1	2/18/2006
Indeno(1,2,3-cd)pyrene	ND	0.032		mg/Kg-dry	1	2/18/2006
Naphthalene	ND	0.032		mg/Kg-dry	1	2/18/2006
Phenanthrene	ND	0.032		mg/Kg-dry	1	2/18/2006
Pyrene	ND	0.032		mg/Kg-dry	1	2/18/2006
Semivolatile Organic Compounds by GC/MS						
	SW8270C (SW3550B)				Prep Date: 2/17/2006	Analyst: PAB
1,2,4-Trichlorobenzene	ND	0.22		mg/Kg-dry	1	2/18/2006

Qualifiers: ND - Not Detected at the Reporting Limit
 J - Analyte detected below quantitation limits
 B - Analyte detected in the associated Method Blank
 IT - Sample received past holding time
 * - Non-accredited parameter

RL - Reporting / Quantitation Limit for the analysis
 S - Spike Recovery outside accepted recovery limits
 R - RPD outside accepted recovery limits
 E - Value above quantitation range
 H - Holding time exceeded

STAT Analysis Corporation

2255 West Harrison St., Suite B, Chicago, IL 60612-3505

Tel: (312) 733-0551 Fax: (312) 733-2386 STATinfo@STATAnalysis.com

Accreditation Numbers: IEPA ELAP 100445; ORELAP IL300001; AIHA 101160; NVLAP LabCode 101202-0

Report Date: February 21, 2006

Print Date: February 21, 2006

Client:	Environmental Group Services, Ltd.	Client Sample ID:	GP-13 (4-5)
Lab Order:	06020309	Tag Number:	
Project:	Marengo 2	Collection Date:	2/15/2006 7:30:00 AM
Lab ID:	06020309-001B	Matrix:	Soil

Analyses	Result	RL	Qualifier	Units	DF	Date Analyzed
Semivolatile Organic Compounds by GC/MS						
	SWB270C (SW3550B)		Prep Date: 2/17/2006		Analyst: PAB	
1,2-Dichlorobenzene	ND	0.22		mg/Kg-dry	1	2/18/2006
1,3-Dichlorobenzene	ND	0.22		mg/Kg-dry	1	2/18/2006
1,4-Dichlorobenzene	ND	0.22		mg/Kg-dry	1	2/18/2006
2, 2'-oxybis(1-Chloropropane)	ND	0.22		mg/Kg-dry	1	2/18/2006
2,4,5-Trichlorophenol	ND	0.42		mg/Kg-dry	1	2/18/2006
2,4,6-Trichlorophenol	ND	0.22		mg/Kg-dry	1	2/18/2006
2,4-Dichlorophenol	ND	0.22		mg/Kg-dry	1	2/18/2006
2,4-Dimethylphenol	ND	0.22		mg/Kg-dry	1	2/18/2006
2,4-Dinitrophenol	ND	1		mg/Kg-dry	1	2/18/2006
2,4-Dinitrotoluene	ND	0.22		mg/Kg-dry	1	2/18/2006
2,6-Dinitrotoluene	ND	0.22		mg/Kg-dry	1	2/18/2006
2-Chloronaphthalene	ND	0.22		mg/Kg-dry	1	2/18/2006
2-Chlorophenol	ND	0.22		mg/Kg-dry	1	2/18/2006
2-Methylnaphthalene	ND	0.22		mg/Kg-dry	1	2/18/2006
2-Methylphenol	ND	0.22		mg/Kg-dry	1	2/18/2006
2-Nitroaniline	ND	1		mg/Kg-dry	1	2/18/2006
2-Nitrophenol	ND	0.22		mg/Kg-dry	1	2/18/2006
3,3'-Dichlorobenzidine	ND	0.42		mg/Kg-dry	1	2/18/2006
3-Nitroaniline	ND	1		mg/Kg-dry	1	2/18/2006
4,6-Dinitro-2-methylphenol	ND	1		mg/Kg-dry	1	2/18/2006
4-Bromophenyl phenyl ether	ND	0.22		mg/Kg-dry	1	2/18/2006
4-Chloro-3-methylphenol	ND	0.22		mg/Kg-dry	1	2/18/2006
4-Chloroaniline	ND	0.22		mg/Kg-dry	1	2/18/2006
4-Chlorophenyl phenyl ether	ND	0.22		mg/Kg-dry	1	2/18/2006
4-Methylphenol	ND	0.22		mg/Kg-dry	1	2/18/2006
4-Nitroaniline	ND	1		mg/Kg-dry	1	2/18/2006
4-Nitrophenol	ND	1		mg/Kg-dry	1	2/18/2006
Aniline	ND	0.22		mg/Kg-dry	1	2/18/2006
Benzidine	ND	0.22		mg/Kg-dry	1	2/18/2006
Benzoic acid	ND	1		mg/Kg-dry	1	2/18/2006
Benzyl alcohol	ND	0.22		mg/Kg-dry	1	2/18/2006
Bis(2-chloroethoxy)methane	ND	0.22		mg/Kg-dry	1	2/18/2006
Bis(2-chloroethyl)ether	ND	0.22		mg/Kg-dry	1	2/18/2006
Bis(2-ethylhexyl)phthalate	ND	0.22		mg/Kg-dry	1	2/18/2006
Butyl benzyl phthalate	ND	0.22		mg/Kg-dry	1	2/18/2006
Carbazole	ND	0.22		mg/Kg-dry	1	2/18/2006
Di-n-butyl phthalate	ND	0.22		mg/Kg-dry	1	2/18/2006
Di-n-octyl phthalate	ND	0.22		mg/Kg-dry	1	2/18/2006

Qualifiers: ND - Not Detected at the Reporting Limit
 J - Analyte detected below quantitation limits
 B - Analyte detected in the associated Method Blank
 HT - Sample received past holding time
 * - Non-accredited parameter

RL - Reporting / Quantitation Limit for the analysis
 S - Spike Recovery outside accepted recovery limits
 R - RPD outside accepted recovery limits
 E - Value above quantitation range
 H - Holding time exceeded

STAT Analysis Corporation

2255 West Harrison St., Suite B, Chicago, IL 60612-3505

Tel: (312) 733-0551 Fax: (312) 733-2386 STATinfo@STATAnalysis.com

Accreditation Numbers: IEPA ELAP 100445; ORELAP IL300001; AIHA 101160; NVLAP LabCode 101202-0

Report Date: February 21, 2006

Print Date: February 21, 2006

Client: Environmental Group Services, Ltd.	Client Sample ID: GP-13 (4-5)
Lab Order: 06020309	Tag Number:
Project: Marengo 2	Collection Date: 2/15/2006 7:30:00 AM
Lab ID: 06020309-001B	Matrix: Soil

Analyses	Result	RL	Qualifier	Units	DF	Date Analyzed
Semivolatle Organic Compounds by GC/MS						
	SW8270C (SW3550B)				Prep Date: 2/17/2006	Analyst: PAB
Dibenzofuran	ND	0.22		mg/Kg-dry	1	2/18/2006
Diethyl phthalate	ND	0.22		mg/Kg-dry	1	2/18/2006
Dimethyl phthalate	ND	0.22		mg/Kg-dry	1	2/18/2006
Hexachlorobenzene	ND	0.22		mg/Kg-dry	1	2/18/2006
Hexachlorobutadiene	ND	0.22		mg/Kg-dry	1	2/18/2006
Hexachlorocyclopentadiene	ND	0.22		mg/Kg-dry	1	2/18/2006
Hexachloroethane	ND	0.22		mg/Kg-dry	1	2/18/2006
Isophorone	ND	0.22		mg/Kg-dry	1	2/18/2006
N-Nitrosodi-n-propylamine	ND	0.22		mg/Kg-dry	1	2/18/2006
N-Nitrosodimethylamine	ND	0.22		mg/Kg-dry	1	2/18/2006
N-Nitrosodiphenylamine	ND	0.22		mg/Kg-dry	1	2/18/2006
Nitrobenzene	ND	0.22		mg/Kg-dry	1	2/18/2006
Pentachlorophenol	ND	1		mg/Kg-dry	1	2/18/2006
Phenol	ND	0.22		mg/Kg-dry	1	2/18/2006
Pyridine	ND	0.22		mg/Kg-dry	1	2/18/2006
Cyanide, Total						
	SW9012A				Prep Date: 2/16/2006	Analyst: YZ
Cyanide	ND	0.32		mg/Kg-dry	1	2/17/2006
pH (25 °C)						
	SW9045C				Prep Date: 2/16/2006	Analyst: RW
pH	7.7			pH Units	1	2/16/2006
Percent Moisture						
	D2974				Prep Date: 2/16/2006	Analyst: RW
Percent Moisture	21.7	0.01		wt%	1	2/17/2006

Qualifiers:
 ND - Not Detected at the Reporting Limit
 J - Analyte detected below quantitation limits
 B - Analyte detected in the associated Method Blank
 HT - Sample received past holding time
 * - Non-accredited parameter

RL - Reporting / Quantitation Limit for the analysis
 S - Spike Recovery outside accepted recovery limits
 R - RPD outside accepted recovery limits
 E - Value above quantitation range
 H - Holding time exceeded

STAT Analysis Corporation

2255 West Harrison St., Suite B, Chicago, IL 60612-3505

Tel: (312) 733-0551 Fax: (312) 733-2386 STATinfo@STATAnalysis.com

Accreditation Numbers: IEPA ELAP 100445; ORELAP IL300001; AIHA 101160; NVLAP LabCode 101202-0

Report Date: February 21, 2006

Print Date: February 21, 2006

Client:	Environmental Group Services, Ltd.	Client Sample ID:	GP-14 (4-6)
Lab Order:	06020309	Tag Number:	
Project:	Marengo 2	Collection Date:	2/15/2006 7:45:00 AM
Lab ID:	06020309-002A	Matrix:	Soil

Analyses	Result	RL	Qualifier	Units	DF	Date Analyzed
Volatile Organic Compounds by GC/MS		SW5035/8260B		Prep Date: 2/16/2006		Analyst: PS
Acetone	ND	0.045		mg/Kg-dry	1	2/17/2006
Benzene	0.0057	0.0045		mg/Kg-dry	1	2/17/2006
Bromodichloromethane	ND	0.0045		mg/Kg-dry	1	2/17/2006
Bromoform	ND	0.0045		mg/Kg-dry	1	2/17/2006
Bromomethane	ND	0.0089		mg/Kg-dry	1	2/17/2006
2-Butanone	ND	0.0089		mg/Kg-dry	1	2/17/2006
Carbon disulfide	ND	0.0045		mg/Kg-dry	1	2/17/2006
Carbon tetrachloride	ND	0.0045		mg/Kg-dry	1	2/17/2006
Chlorobenzene	ND	0.0045		mg/Kg-dry	1	2/17/2006
Dibromochloromethane	ND	0.0045		mg/Kg-dry	1	2/17/2006
Chloroethane	ND	0.0089		mg/Kg-dry	1	2/17/2006
Chloroform	ND	0.0045		mg/Kg-dry	1	2/17/2006
Chloromethane	ND	0.0089		mg/Kg-dry	1	2/17/2006
1,1-Dichloroethane	ND	0.0045		mg/Kg-dry	1	2/17/2006
1,2-Dichloroethane	ND	0.0045		mg/Kg-dry	1	2/17/2006
1,1-Dichloroethene	ND	0.0045		mg/Kg-dry	1	2/17/2006
cis-1,2-Dichloroethene	ND	0.0045		mg/Kg-dry	1	2/17/2006
trans-1,2-Dichloroethene	ND	0.0045		mg/Kg-dry	1	2/17/2006
1,2-Dichloropropane	ND	0.0045		mg/Kg-dry	1	2/17/2006
cis-1,3-Dichloropropene	ND	0.0045		mg/Kg-dry	1	2/17/2006
trans-1,3-Dichloropropene	ND	0.0045		mg/Kg-dry	1	2/17/2006
Ethylbenzene	0.0048	0.0045		mg/Kg-dry	1	2/17/2006
2-Hexanone	ND	0.0089		mg/Kg-dry	1	2/17/2006
4-Methyl-2-pentanone	ND	0.0089		mg/Kg-dry	1	2/17/2006
Methylene chloride	ND	0.0089		mg/Kg-dry	1	2/17/2006
Methyl tert-butyl ether	ND	0.0045		mg/Kg-dry	1	2/17/2006
Styrene	ND	0.0045		mg/Kg-dry	1	2/17/2006
1,1,2,2-Tetrachloroethane	ND	0.0045		mg/Kg-dry	1	2/17/2006
Tetrachloroethene	ND	0.0045		mg/Kg-dry	1	2/17/2006
Toluene	0.011	0.0045		mg/Kg-dry	1	2/17/2006
1,1,1-Trichloroethane	0.005	0.0045		mg/Kg-dry	1	2/17/2006
1,1,2-Trichloroethane	ND	0.0045		mg/Kg-dry	1	2/17/2006
Trichloroethene	ND	0.0045		mg/Kg-dry	1	2/17/2006
Vinyl chloride	ND	0.0045		mg/Kg-dry	1	2/17/2006
Xylenes, Total	ND	0.013		mg/Kg-dry	1	2/17/2006

Qualifiers:
 ND - Not Detected at the Reporting Limit
 J - Analyte detected below quantitation limits
 B - Analyte detected in the associated Method Blank
 HT - Sample received past holding time
 * - Non-accredited parameter

RL - Reporting / Quantitation Limit for the analysis
 S - Spike Recovery outside accepted recovery limits
 R - RPD outside accepted recovery limits
 E - Value above quantitation range
 H - Holding time exceeded

STAT Analysis Corporation

2255 West Harrison St., Suite B, Chicago, IL 60612-3505

Tel: (312) 733-0551 Fax: (312) 733-2386 STATinfo@STATAnalysis.com

Accreditation Numbers: IEPA ELAP 100445; ORELAP IL300001; AIHA 101160; NVLAP LabCode 101202-0

Report Date: February 21, 2006

Print Date: February 21, 2006

Client:	Environmental Group Services, Ltd.	Client Sample ID:	GP-14 (4-6)
Lab Order:	06020309	Tag Number:	
Project:	Marengo 2	Collection Date:	2/15/2006 7:45:00 AM
Lab ID:	06020309-002B	Matrix:	Soil

Analyses	Result	RL	Qualifier	Units	DF	Date Analyzed
PCBs						
	SW8082 (SW3550B)				Prep Date: 2/16/2006	Analyst: ERP
Aroclor 1016	ND	0.088		mg/Kg-dry	1	2/19/2006
Aroclor 1221	ND	0.088		mg/Kg-dry	1	2/19/2006
Aroclor 1232	ND	0.088		mg/Kg-dry	1	2/19/2006
Aroclor 1242	ND	0.088		mg/Kg-dry	1	2/19/2006
Aroclor 1248	ND	0.088		mg/Kg-dry	1	2/19/2006
Aroclor 1254	ND	0.088		mg/Kg-dry	1	2/19/2006
Aroclor 1260	ND	0.088		mg/Kg-dry	1	2/19/2006
Pesticides						
	SW8081 (SW3550B)				Prep Date: 2/16/2006	Analyst: ERP
4,4'-DDD	ND	0.0036		mg/Kg-dry	1	2/19/2006
4,4'-DDE	ND	0.0036		mg/Kg-dry	1	2/19/2006
4,4'-DDT	ND	0.0036		mg/Kg-dry	1	2/19/2006
Aldrin	ND	0.0018		mg/Kg-dry	1	2/19/2006
alpha-BHC	ND	0.0018		mg/Kg-dry	1	2/19/2006
alpha-Chlordane	ND	0.0018		mg/Kg-dry	1	2/19/2006
beta-BHC	ND	0.0018		mg/Kg-dry	1	2/19/2006
Chlordane	ND	0.088		mg/Kg-dry	1	2/19/2006
delta-BHC	ND	0.0018		mg/Kg-dry	1	2/19/2006
Dieldrin	ND	0.0036		mg/Kg-dry	1	2/19/2006
Endosulfan I	ND	0.0018		mg/Kg-dry	1	2/19/2006
Endosulfan II	ND	0.0036		mg/Kg-dry	1	2/19/2006
Endosulfan sulfate	ND	0.0036		mg/Kg-dry	1	2/19/2006
Endrin	ND	0.0036		mg/Kg-dry	1	2/19/2006
Endrin aldehyde	ND	0.0036		mg/Kg-dry	1	2/19/2006
Endrin ketone	ND	0.0036		mg/Kg-dry	1	2/19/2006
gamma-BHC	ND	0.0018		mg/Kg-dry	1	2/19/2006
gamma-Chlordane	ND	0.0018		mg/Kg-dry	1	2/19/2006
Heptachlor	ND	0.0018		mg/Kg-dry	1	2/19/2006
Heptachlor epoxide	ND	0.0018		mg/Kg-dry	1	2/19/2006
Methoxychlor	ND	0.0018		mg/Kg-dry	1	2/19/2006
Toxaphene	ND	0.11		mg/Kg-dry	1	2/19/2006
Mercury						
	SW7471A				Prep Date: 2/16/2006	Analyst: JG
Mercury	ND	0.026		mg/Kg-dry	1	2/16/2006
Metals by ICP/MS						
	SW6020 (SW3050B)				Prep Date: 2/16/2006	Analyst: JG
Aluminum	5300	110		mg/Kg-dry	50	2/17/2006
Antimony	ND	2.1		mg/Kg-dry	10	2/16/2006
Arsenic	4.8	1.1		mg/Kg-dry	10	2/16/2006
Barium	46	1.1		mg/Kg-dry	10	2/16/2006

Qualifiers:
 ND - Not Detected at the Reporting Limit
 J - Analyte detected below quantitation limits
 B - Analyte detected in the associated Method Blank
 HT - Sample received past holding time
 * - Non-accredited parameter

RL - Reporting / Quantitation Limit for the analysis
 S - Spike Recovery outside accepted recovery limits
 R - RPD outside accepted recovery limits
 E - Value above quantitation range
 H - Holding time exceeded

STAT Analysis Corporation

2255 West Harrison St., Suite B, Chicago, IL 60612-3505

Tel: (312) 733-0551 Fax: (312) 733-2386 STATinfo@STATAnalysis.com

Accreditation Numbers: IEPA ELAP 100-445; ORELAP IL300001; AIHA 101160; NVLAP LabCode 101202-0

Report Date: February 21, 2006

Print Date: February 21, 2006

Client:	Environmental Group Services, Ltd.	Client Sample ID:	GP-14 (4-6)
Lab Order:	06020309	Tag Number:	
Project:	Marengo 2	Collection Date:	2/15/2006 7:45:00 AM
Lab ID:	06020309-002B	Matrix:	Soil

Analyses	Result	RL	Qualifier	Units	DF	Date Analyzed
Metals by ICP/MS						
	SW6020 (SW3050B)				Prep Date: 2/16/2006	Analyst: JG
Beryllium	ND	0.53		mg/Kg-dry	10	2/16/2006
Cadmium	ND	0.53		mg/Kg-dry	10	2/16/2006
Calcium	110000	320		mg/Kg-dry	50	2/17/2006
Chromium	12	1.1		mg/Kg-dry	10	2/16/2006
Cobalt	170	1.1		mg/Kg-dry	10	2/16/2006
Copper	38	2.6		mg/Kg-dry	10	2/16/2006
Iron	10000	160		mg/Kg-dry	50	2/17/2006
Lead	10	0.53		mg/Kg-dry	10	2/16/2006
Magnesium	87000	160		mg/Kg-dry	50	2/17/2006
Manganese	290	1.1		mg/Kg-dry	10	2/16/2006
Nickel	160	1.1		mg/Kg-dry	10	2/16/2006
Potassium	700	32		mg/Kg-dry	10	2/16/2006
Selenium	ND	1.1		mg/Kg-dry	10	2/16/2006
Silver	ND	1.1		mg/Kg-dry	10	2/16/2006
Sodium	120	63		mg/Kg-dry	10	2/16/2006
Thallium	ND	1.1		mg/Kg-dry	10	2/16/2006
Vanadium	17	1.1		mg/Kg-dry	10	2/16/2006
Zinc	33	5.3		mg/Kg-dry	10	2/16/2006
Polynuclear Aromatic Hydrocarbons						
	SW8270C-SIM (SW3550B)				Prep Date: 2/18/2006	Analyst: VS
Acenaphthene	ND	0.028		mg/Kg-dry	1	2/18/2006
Acenaphthylene	ND	0.028		mg/Kg-dry	1	2/18/2006
Anthracene	ND	0.028		mg/Kg-dry	1	2/18/2006
Benz(a)anthracene	0.059	0.028		mg/Kg-dry	1	2/18/2006
Benzo(a)pyrene	0.069	0.028		mg/Kg-dry	1	2/18/2006
Benzo(b)fluoranthene	0.071	0.028		mg/Kg-dry	1	2/18/2006
Benzo(g,h,i)perylene	0.037	0.028		mg/Kg-dry	1	2/18/2006
Benzo(k)fluoranthene	0.046	0.028		mg/Kg-dry	1	2/18/2006
Chrysene	0.065	0.028		mg/Kg-dry	1	2/18/2006
Dibenz(a,h)anthracene	ND	0.028		mg/Kg-dry	1	2/18/2006
Fluoranthene	0.099	0.028		mg/Kg-dry	1	2/18/2006
Fluorene	ND	0.028		mg/Kg-dry	1	2/18/2006
Indeno(1,2,3-cd)pyrene	0.034	0.028		mg/Kg-dry	1	2/18/2006
Naphthalene	ND	0.028		mg/Kg-dry	1	2/18/2006
Phenanthrene	0.039	0.028		mg/Kg-dry	1	2/18/2006
Pyrene	0.1	0.028		mg/Kg-dry	1	2/18/2006
Semivolatile Organic Compounds by GC/MS						
	SW8270C (SW3550B)				Prep Date: 2/17/2006	Analyst: PAB
1,2,4-Trichlorobenzene	ND	0.19		mg/Kg-dry	1	2/18/2006

Qualifiers:
 ND - Not Detected at the Reporting Limit
 J - Analyte detected below quantitation limits
 B - Analyte detected in the associated Method Blank
 HT - Sample received past holding time
 * - Non-accredited parameter

RL - Reporting / Quantitation Limit for the analysis
 S - Spike Recovery outside accepted recovery limits
 R - RPD outside accepted recovery limits
 E - Value above quantitation range
 H - Holding time exceeded

STAT Analysis Corporation

2255 West Harrison St., Suite B, Chicago, IL 60612-3505

Tel: (312) 733-0551 Fax: (312) 733-2386 STATinfo@STATAnalysis.com

Accreditation Numbers: IEPA ELAP 100445; ORELAP IL300001; AIHA 101160; NVLAP LabCode 101202-0

Report Date: February 21, 2006

Print Date: February 21, 2006

Client:	Environmental Group Services, Ltd.	Client Sample ID:	GP-14 (4-6)
Lab Order:	06020309	Tag Number:	
Project:	Marengo 2	Collection Date:	2/15/2006 7:45:00 AM
Lab ID:	06020309-002B	Matrix:	Soil

Analyses	Result	RL	Qualifier	Units	DF	Date Analyzed
Semivolatile Organic Compounds by GC/MS						
	SW8270C (SW3550B)		Prep Date: 2/17/2006		Analyst: PAB	
1,2-Dichlorobenzene	ND	0.19		mg/Kg-dry	1	2/18/2006
1,3-Dichlorobenzene	ND	0.19		mg/Kg-dry	1	2/18/2006
1,4-Dichlorobenzene	ND	0.19		mg/Kg-dry	1	2/18/2006
2, 2'-oxybis(1-Chloropropane)	ND	0.19		mg/Kg-dry	1	2/18/2006
2,4,5-Trichlorophenol	ND	0.37		mg/Kg-dry	1	2/18/2006
2,4,6-Trichlorophenol	ND	0.19		mg/Kg-dry	1	2/18/2006
2,4-Dichlorophenol	ND	0.19		mg/Kg-dry	1	2/18/2006
2,4-Dimethylphenol	ND	0.19		mg/Kg-dry	1	2/18/2006
2,4-Dinitrophenol	ND	0.89		mg/Kg-dry	1	2/18/2006
2,4-Dinitrotoluene	ND	0.19		mg/Kg-dry	1	2/18/2006
2,6-Dinitrotoluene	ND	0.19		mg/Kg-dry	1	2/18/2006
2-Chloronaphthalene	ND	0.19		mg/Kg-dry	1	2/18/2006
2-Chlorophenol	ND	0.19		mg/Kg-dry	1	2/18/2006
2-Methylnaphthalene	ND	0.19		mg/Kg-dry	1	2/18/2006
2-Methylphenol	ND	0.19		mg/Kg-dry	1	2/18/2006
2-Nitroaniline	ND	0.89		mg/Kg-dry	1	2/18/2006
2-Nitrophenol	ND	0.19		mg/Kg-dry	1	2/18/2006
3,3'-Dichlorobenzidine	ND	0.37		mg/Kg-dry	1	2/18/2006
3-Nitroaniline	ND	0.89		mg/Kg-dry	1	2/18/2006
4,6-Dinitro-2-methylphenol	ND	0.89		mg/Kg-dry	1	2/18/2006
4-Bromophenyl phenyl ether	ND	0.19		mg/Kg-dry	1	2/18/2006
4-Chloro-3-methylphenol	ND	0.19		mg/Kg-dry	1	2/18/2006
4-Chloroaniline	ND	0.19		mg/Kg-dry	1	2/18/2006
4-Chlorophenyl phenyl ether	ND	0.19		mg/Kg-dry	1	2/18/2006
4-Methylphenol	ND	0.19		mg/Kg-dry	1	2/18/2006
4-Nitroaniline	ND	0.89		mg/Kg-dry	1	2/18/2006
4-Nitrophenol	ND	0.89		mg/Kg-dry	1	2/18/2006
Aniline	ND	0.19		mg/Kg-dry	1	2/18/2006
Benzidine	ND	0.19		mg/Kg-dry	1	2/18/2006
Benzoic acid	ND	0.89		mg/Kg-dry	1	2/18/2006
Benzyl alcohol	ND	0.19		mg/Kg-dry	1	2/18/2006
Bis(2-chloroethoxy)methane	ND	0.19		mg/Kg-dry	1	2/18/2006
Bis(2-chloroethyl)ether	ND	0.19		mg/Kg-dry	1	2/18/2006
Bis(2-ethylhexyl)phthalate	0.38	0.19		mg/Kg-dry	1	2/18/2006
Butyl benzyl phthalate	ND	0.19		mg/Kg-dry	1	2/18/2006
Carbazole	ND	0.19		mg/Kg-dry	1	2/18/2006
Di-n-butyl phthalate	ND	0.19		mg/Kg-dry	1	2/18/2006
Di-n-octyl phthalate	ND	0.19		mg/Kg-dry	1	2/18/2006

Qualifiers:	ND - Not Detected at the Reporting Limit	RL - Reporting / Quantitation Limit for the analysis
	J - Analyte detected below quantitation limits	S - Spike Recovery outside accepted recovery limits
	B - Analyte detected in the associated Method Blank	R - RPD outside accepted recovery limits
	HT - Sample received past holding time	E - Value above quantitation range
	* - Non-accredited parameter	H - Holding time exceeded

STAT Analysis Corporation

2255 West Harrison St., Suite B, Chicago, IL 60612-3505

Tel: (312) 733-0551 Fax: (312) 733-2386 STATinfo@STATAnalysis.com

Accreditation Numbers: IEPA ELAP 100445; ORELAP IL300001; AIHA 101160; NVLAP LabCode 101202-0

Report Date: February 21, 2006

Print Date: February 21, 2006

Client:	Environmental Group Services, Ltd.	Client Sample ID:	GP-14 (4-6)
Lab Order:	06020309	Tag Number:	
Project:	Marengo 2	Collection Date:	2/15/2006 7:45:00 AM
Lab ID:	06020309-002B	Matrix:	Soil

Analyses	Result	RL	Qualifier	Units	DF	Date Analyzed
Semivolatile Organic Compounds by GC/MS						
	SW8270C (SW3550B)				Prep Date: 2/17/2006	Analyst: PAB
Dibenzofuran	ND	0.19		mg/Kg-dry	1	2/18/2006
Diethyl phthalate	ND	0.19		mg/Kg-dry	1	2/18/2006
Dimethyl phthalate	ND	0.19		mg/Kg-dry	1	2/18/2006
Hexachlorobenzene	ND	0.19		mg/Kg-dry	1	2/18/2006
Hexachlorobutadiene	ND	0.19		mg/Kg-dry	1	2/18/2006
Hexachlorocyclopentadiene	ND	0.19		mg/Kg-dry	1	2/18/2006
Hexachloroethane	ND	0.19		mg/Kg-dry	1	2/18/2006
Isophorone	ND	0.19		mg/Kg-dry	1	2/18/2006
N-Nitrosodi-n-propylamine	ND	0.19		mg/Kg-dry	1	2/18/2006
N-Nitrosodimethylamine	ND	0.19		mg/Kg-dry	1	2/18/2006
N-Nitrosodiphenylamine	ND	0.19		mg/Kg-dry	1	2/18/2006
Nitrobenzene	ND	0.19		mg/Kg-dry	1	2/18/2006
Pentachlorophenol	ND	0.89		mg/Kg-dry	1	2/18/2006
Phenol	ND	0.19		mg/Kg-dry	1	2/18/2006
Pyridine	ND	0.19		mg/Kg-dry	1	2/18/2006
Cyanide, Total						
	SW9012A				Prep Date: 2/16/2006	Analyst: YZ
Cyanide	ND	0.28		mg/Kg-dry	1	2/17/2006
pH (25 °C)						
	SW9045C				Prep Date: 2/16/2006	Analyst: RW
pH	8.3			pH Units	1	2/16/2006
Percent Moisture						
	D2974				Prep Date: 2/16/2006	Analyst: RW
Percent Moisture	10.7	0.01		w1%	1	2/17/2006

Qualifiers:	ND - Not Detected at the Reporting Limit	RL - Reporting / Quantitation Limit for the analysis
	J - Analyte detected below quantitation limits	S - Spike Recovery outside accepted recovery limits
	B - Analyte detected in the associated Method Blank	R - RPD outside accepted recovery limits
	HT - Sample received past holding time	E - Value above quantitation range
	* - Non-accredited parameter	H - Holding time exceeded

STAT Analysis Corporation

2255 West Harrison St., Suite B, Chicago, IL 60612-3505

Tel: (312) 733-0551 Fax: (312) 733-2386 STATinfo@STATAnalysis.com

Accreditation Numbers: IEPA ELAP 100445; ORELAP IL300001; AIHA 101160; NVLAP LabCode 101202-0

Report Date: February 21, 2006

Print Date: February 21, 2006

Client:	Environmental Group Services, Ltd.	Client Sample ID:	GP-15 (5-7)
Lab Order:	06020309	Tag Number:	
Project:	Marengo 2	Collection Date:	2/15/2006 8:00:00 AM
Lab ID:	06020309-003A	Matrix:	Soil

Analyses	Result	RL	Qualifier	Units	DF	Date Analyzed
Volatile Organic Compounds by GC/MS		SW5035/8260B		Prep Date: 2/16/2006		Analyst: PS
Acetone	ND	0.042		mg/Kg-dry	1	2/17/2006
Benzene	ND	0.0042		mg/Kg-dry	1	2/17/2006
Bromodichloromethane	ND	0.0042		mg/Kg-dry	1	2/17/2006
Bromoform	ND	0.0042		mg/Kg-dry	1	2/17/2006
Bromomethane	ND	0.0084		mg/Kg-dry	1	2/17/2006
2-Butanone	ND	0.0084		mg/Kg-dry	1	2/17/2006
Carbon disulfide	ND	0.0042		mg/Kg-dry	1	2/17/2006
Carbon tetrachloride	ND	0.0042		mg/Kg-dry	1	2/17/2006
Chlorobenzene	ND	0.0042		mg/Kg-dry	1	2/17/2006
Dibromochloromethane	ND	0.0042		mg/Kg-dry	1	2/17/2006
Chloroethane	ND	0.0084		mg/Kg-dry	1	2/17/2006
Chloroform	ND	0.0042		mg/Kg-dry	1	2/17/2006
Chloromethane	ND	0.0084		mg/Kg-dry	1	2/17/2006
1,1-Dichloroethane	ND	0.0042		mg/Kg-dry	1	2/17/2006
1,2-Dichloroethane	ND	0.0042		mg/Kg-dry	1	2/17/2006
1,1-Dichloroethene	ND	0.0042		mg/Kg-dry	1	2/17/2006
cis-1,2-Dichloroethene	ND	0.0042		mg/Kg-dry	1	2/17/2006
trans-1,2-Dichloroethene	ND	0.0042		mg/Kg-dry	1	2/17/2006
1,2-Dichloropropane	ND	0.0042		mg/Kg-dry	1	2/17/2006
cis-1,3-Dichloropropene	ND	0.0042		mg/Kg-dry	1	2/17/2006
trans-1,3-Dichloropropene	ND	0.0042		mg/Kg-dry	1	2/17/2006
Ethylbenzene	ND	0.0042		mg/Kg-dry	1	2/17/2006
2-Hexanone	ND	0.0084		mg/Kg-dry	1	2/17/2006
4-Methyl-2-pentanone	ND	0.0084		mg/Kg-dry	1	2/17/2006
Methylene chloride	ND	0.0084		mg/Kg-dry	1	2/17/2006
Methyl tert-butyl ether	ND	0.0042		mg/Kg-dry	1	2/17/2006
Styrene	ND	0.0042		mg/Kg-dry	1	2/17/2006
1,1,2,2-Tetrachloroethane	ND	0.0042		mg/Kg-dry	1	2/17/2006
Tetrachloroethene	ND	0.0042		mg/Kg-dry	1	2/17/2006
Toluene	0.0081	0.0042		mg/Kg-dry	1	2/17/2006
1,1,1-Trichloroethane	ND	0.0042		mg/Kg-dry	1	2/17/2006
1,1,2-Trichloroethane	ND	0.0042		mg/Kg-dry	1	2/17/2006
Trichloroethene	ND	0.0042		mg/Kg-dry	1	2/17/2006
Vinyl chloride	ND	0.0042		mg/Kg-dry	1	2/17/2006
Xylenes, Total	ND	0.013		mg/Kg-dry	1	2/17/2006

Qualifiers: ND - Not Detected at the Reporting Limit
 J - Analyte detected below quantitation limits
 B - Analyte detected in the associated Method Blank
 HT - Sample received past holding time
 * - Non-accredited parameter

RL - Reporting / Quantitation Limit for the analysis
 S - Spike Recovery outside accepted recovery limits
 R - RPD outside accepted recovery limits
 E - Value above quantitation range
 H - Holding time exceeded

STAT Analysis Corporation

2255 West Harrison St., Suite B, Chicago, IL 60612-3505

Tel: (312) 733-0551 Fax: (312) 733-2386 STATinfo@STATAnalysis.com

Accreditation Numbers: IEPA ELAP 100445; ORELAP IL300001; AIHA 101160; NVLAP LabCode 101202-0

Report Date: February 21, 2006

Print Date: February 21, 2006

Client: Environmental Group Services, Ltd.	Client Sample ID: GP-15 (5-7)
Lab Order: 06020309	Tag Number:
Project: Marengo 2	Collection Date: 2/15/2006 8:00:00 AM
Lab ID: 06020309-003B	Matrix: Soil

Analyses	Result	RL	Qualifier	Units	DF	Date Analyzed
PCBs						
	SW8082 (SW3550B)			Prep Date: 2/16/2006		Analyst: ERP
Aroclor 1016	ND	0.087		mg/Kg-dry	1	2/19/2006
Aroclor 1221	ND	0.087		mg/Kg-dry	1	2/19/2006
Aroclor 1232	ND	0.087		mg/Kg-dry	1	2/19/2006
Aroclor 1242	ND	0.087		mg/Kg-dry	1	2/19/2006
Aroclor 1248	ND	0.087		mg/Kg-dry	1	2/19/2006
Aroclor 1254	ND	0.087		mg/Kg-dry	1	2/19/2006
Aroclor 1260	ND	0.087		mg/Kg-dry	1	2/19/2006
Pesticides						
	SW8081 (SW3550B)			Prep Date: 2/16/2006		Analyst: ERP
4,4'-DDD	ND	0.0036		mg/Kg-dry	1	2/19/2006
4,4'-DDE	ND	0.0036		mg/Kg-dry	1	2/19/2006
4,4'-DDT	ND	0.0036		mg/Kg-dry	1	2/19/2006
Aldrin	ND	0.0017		mg/Kg-dry	1	2/19/2006
alpha-BHC	ND	0.0017		mg/Kg-dry	1	2/19/2006
alpha-Chlordane	ND	0.0017		mg/Kg-dry	1	2/19/2006
beta-BHC	ND	0.0017		mg/Kg-dry	1	2/19/2006
Chlordane	ND	0.087		mg/Kg-dry	1	2/19/2006
delta-BHC	ND	0.0017		mg/Kg-dry	1	2/19/2006
Dieldrin	ND	0.0036		mg/Kg-dry	1	2/19/2006
Endosulfan I	ND	0.0017		mg/Kg-dry	1	2/19/2006
Endosulfan II	ND	0.0036		mg/Kg-dry	1	2/19/2006
Endosulfan sulfate	ND	0.0036		mg/Kg-dry	1	2/19/2006
Endrin	ND	0.0036		mg/Kg-dry	1	2/19/2006
Endrin aldehyde	ND	0.0036		mg/Kg-dry	1	2/19/2006
Endrin ketone	ND	0.0036		mg/Kg-dry	1	2/19/2006
gamma-BHC	ND	0.0017		mg/Kg-dry	1	2/19/2006
gamma-Chlordane	ND	0.0017		mg/Kg-dry	1	2/19/2006
Heptachlor	ND	0.0017		mg/Kg-dry	1	2/19/2006
Heptachlor epoxide	ND	0.0017		mg/Kg-dry	1	2/19/2006
Methoxychlor	ND	0.0017		mg/Kg-dry	1	2/19/2006
Toxaphene	ND	0.11		mg/Kg-dry	1	2/19/2006
Mercury						
	SW7471A			Prep Date: 2/16/2006		Analyst: JG
Mercury	ND	0.027		mg/Kg-dry	1	2/16/2006
Metals by ICP/MS						
	SW6020 (SW3050B)			Prep Date: 2/16/2006		Analyst: JG
Aluminum	6100	110		mg/Kg-dry	50	2/17/2006
Antimony	ND	2.1		mg/Kg-dry	10	2/16/2006
Arsenic	2.2	1.1		mg/Kg-dry	10	2/16/2006
Barium	40	1.1		mg/Kg-dry	10	2/16/2006

Qualifiers:
 ND - Not Detected at the Reporting Limit
 J - Analyte detected below quantitation limits
 B - Analyte detected in the associated Method Blank
 HT - Sample received past holding time
 * - Non-accredited parameter

RL - Reporting / Quantitation Limit for the analysis
 S - Spike Recovery outside accepted recovery limits
 R - RPD outside accepted recovery limits
 E - Value above quantitation range
 H - Holding time exceeded

STAT Analysis Corporation

2255 West Harrison St., Suite B, Chicago, IL 60612-3505

Tel: (312) 733-0551 Fax: (312) 733-2386 STATinfo@STATAnalysis.com

Accreditation Numbers: IEPA ELAP 100445; ORELAP IL300001; AIHA 101160; NVLAP LabCode 101202-0

Report Date: February 21, 2006

Print Date: February 21, 2006

Client:	Environmental Group Services, Ltd.	Client Sample ID:	GP-15 (5-7)
Lab Order:	06020309	Tag Number:	
Project:	Marengo 2	Collection Date:	2/15/2006 8:00:00 AM
Lab ID:	06020309-003B	Matrix:	Soil

Analyses	Result	RL	Qualifier	Units	DF	Date Analyzed
Metals by ICP/MS						
	SW6020 (SW3050B)				Prep Date: 2/16/2006	Analyst: JG
Beryllium	ND	0.53		mg/Kg-dry	10	2/16/2006
Cadmium	ND	0.53		mg/Kg-dry	10	2/16/2006
Calcium	91000	320		mg/Kg-dry	50	2/17/2006
Chromium	9.9	1.1		mg/Kg-dry	10	2/16/2006
Cobalt	51	1.1		mg/Kg-dry	10	2/16/2006
Copper	13	2.6		mg/Kg-dry	10	2/16/2006
Iron	11000	160		mg/Kg-dry	50	2/17/2006
Lead	7.5	0.53		mg/Kg-dry	10	2/16/2006
Magnesium	35000	32		mg/Kg-dry	10	2/16/2006
Manganese	270	1.1		mg/Kg-dry	10	2/16/2006
Nickel	210	1.1		mg/Kg-dry	10	2/16/2006
Potassium	1000	32		mg/Kg-dry	10	2/16/2006
Selenium	ND	1.1		mg/Kg-dry	10	2/16/2006
Silver	ND	1.1		mg/Kg-dry	10	2/16/2006
Sodium	110	63		mg/Kg-dry	10	2/16/2006
Thallium	ND	1.1		mg/Kg-dry	10	2/16/2006
Vanadium	16	1.1		mg/Kg-dry	10	2/16/2006
Zinc	25	5.3		mg/Kg-dry	10	2/16/2006
Polynuclear Aromatic Hydrocarbons						
	SW8270C-SIM (SW3550B)				Prep Date: 2/18/2006	Analyst: VS
Acenaphthene	ND	0.027		mg/Kg-dry	1	2/18/2006
Acenaphthylene	ND	0.027		mg/Kg-dry	1	2/18/2006
Anthracene	ND	0.027		mg/Kg-dry	1	2/18/2006
Benz(a)anthracene	ND	0.027		mg/Kg-dry	1	2/18/2006
Benzo(a)pyrene	ND	0.027		mg/Kg-dry	1	2/18/2006
Benzo(b)fluoranthene	ND	0.027		mg/Kg-dry	1	2/18/2006
Benzo(g,h,i)perylene	ND	0.027		mg/Kg-dry	1	2/18/2006
Benzo(k)fluoranthene	ND	0.027		mg/Kg-dry	1	2/18/2006
Chrysene	ND	0.027		mg/Kg-dry	1	2/18/2006
Dibenz(a,h)anthracene	ND	0.027		mg/Kg-dry	1	2/18/2006
Fluoranthene	0.036	0.027		mg/Kg-dry	1	2/18/2006
Fluorene	ND	0.027		mg/Kg-dry	1	2/18/2006
Indeno(1,2,3-cd)pyrene	ND	0.027		mg/Kg-dry	1	2/18/2006
Naphthalene	ND	0.027		mg/Kg-dry	1	2/18/2006
Phenanthrene	ND	0.027		mg/Kg-dry	1	2/18/2006
Pyrene	0.028	0.027		mg/Kg-dry	1	2/18/2006
Semivolatile Organic Compounds by GC/MS						
	SW8270C (SW3550B)				Prep Date: 2/17/2006	Analyst: PAB
1,2,4-Trichlorobenzene	ND	0.19		mg/Kg-dry	1	2/18/2006

Qualifiers:
 ND - Not Detected at the Reporting Limit
 J - Analyte detected below quantitation limits
 B - Analyte detected in the associated Method Blank
 HT - Sample received past holding time
 * - Non-accredited parameter

RL - Reporting / Quantitation Limit for the analysis
 S - Spike Recovery outside accepted recovery limits
 R - RPD outside accepted recovery limits
 E - Value above quantitation range
 H - Holding time exceeded

STAT Analysis Corporation

2255 West Harrison St., Suite B, Chicago, IL 60612-3505

Tel: (312) 733-0551 Fax: (312) 733-2386 ST.ATinfo@STATAanalysis.com

Accreditation Numbers: IEPA ELAP 100445; ORELAP IL300001; AIHA 101160; NVLAP LabCode 101202-0

Report Date: February 21, 2006

Print Date: February 21, 2006

Client:	Environmental Group Services, Ltd.	Client Sample ID:	GP-15 (5-7)
Lab Order:	06020309	Tag Number:	
Project:	Marengo 2	Collection Date:	2/15/2006 8:00:00 AM
Lab ID:	06020309-003B	Matrix:	Soil

Analyses	Result	RL	Qualifier	Units	DF	Date Analyzed
Semivolatile Organic Compounds by GC/MS		SW8270C (SW3550B)		Prep Date: 2/17/2006		Analyst: PAB
1,2-Dichlorobenzene	ND	0.19		mg/Kg-dry	1	2/18/2006
1,3-Dichlorobenzene	ND	0.19		mg/Kg-dry	1	2/18/2006
1,4-Dichlorobenzene	ND	0.19		mg/Kg-dry	1	2/18/2006
2, 2'-oxybis(1-Chloropropane)	ND	0.19		mg/Kg-dry	1	2/18/2006
2,4,5-Trichlorophenol	ND	0.36		mg/Kg-dry	1	2/18/2006
2,4,6-Trichlorophenol	ND	0.19		mg/Kg-dry	1	2/18/2006
2,4-Dichlorophenol	ND	0.19		mg/Kg-dry	1	2/18/2006
2,4-Dimethylphenol	ND	0.19		mg/Kg-dry	1	2/18/2006
2,4-Dinitrophenol	ND	0.88		mg/Kg-dry	1	2/18/2006
2,4-Dinitrotoluene	ND	0.19		mg/Kg-dry	1	2/18/2006
2,6-Dinitrotoluene	ND	0.19		mg/Kg-dry	1	2/18/2006
2-Chloronaphthalene	ND	0.19		mg/Kg-dry	1	2/18/2006
2-Chlorophenol	ND	0.19		mg/Kg-dry	1	2/18/2006
2-Methylnaphthalene	ND	0.19		mg/Kg-dry	1	2/18/2006
2-Methylphenol	ND	0.19		mg/Kg-dry	1	2/18/2006
2-Nitroaniline	ND	0.88		mg/Kg-dry	1	2/18/2006
2-Nitrophenol	ND	0.19		mg/Kg-dry	1	2/18/2006
3,3'-Dichlorobenzidine	ND	0.36		mg/Kg-dry	1	2/18/2006
3-Nitroaniline	ND	0.88		mg/Kg-dry	1	2/18/2006
4,6-Dinitro-2-methylphenol	ND	0.88		mg/Kg-dry	1	2/18/2006
4-Bromophenyl phenyl ether	ND	0.19		mg/Kg-dry	1	2/18/2006
4-Chloro-3-methylphenol	ND	0.19		mg/Kg-dry	1	2/18/2006
4-Chloroaniline	ND	0.19		mg/Kg-dry	1	2/18/2006
4-Chlorophenyl phenyl ether	ND	0.19		mg/Kg-dry	1	2/18/2006
4-Methylphenol	ND	0.19		mg/Kg-dry	1	2/18/2006
4-Nitroaniline	ND	0.88		mg/Kg-dry	1	2/18/2006
4-Nitrophenol	ND	0.88		mg/Kg-dry	1	2/18/2006
Aniline	ND	0.19		mg/Kg-dry	1	2/18/2006
Benzidine	ND	0.19		mg/Kg-dry	1	2/18/2006
Benzoic acid	ND	0.88		mg/Kg-dry	1	2/18/2006
Benzyl alcohol	ND	0.19		mg/Kg-dry	1	2/18/2006
Bis(2-chloroethoxy)methane	ND	0.19		mg/Kg-dry	1	2/18/2006
Bis(2-chloroethyl)ether	ND	0.19		mg/Kg-dry	1	2/18/2006
Bis(2-ethylhexyl)phthalate	ND	0.19		mg/Kg-dry	1	2/18/2006
Butyl benzyl phthalate	ND	0.19		mg/Kg-dry	1	2/18/2006
Carbazole	ND	0.19		mg/Kg-dry	1	2/18/2006
Di-n-butyl phthalate	ND	0.19		mg/Kg-dry	1	2/18/2006
Di-n-octyl phthalate	ND	0.19		mg/Kg-dry	1	2/18/2006

Qualifiers:
 ND - Not Detected at the Reporting Limit
 J - Analyte detected below quantitation limits
 B - Analyte detected in the associated Method Blank
 HT - Sample received past holding time
 * - Non-accredited parameter

RL - Reporting / Quantitation Limit for the analysis
 S - Spike Recovery outside accepted recovery limits
 R - RPD outside accepted recovery limits
 E - Value above quantitation range
 H - Holding time exceeded

STAT Analysis Corporation

2255 West Harrison St., Suite B, Chicago, IL 60612-3505

Tel: (312) 733-0551 Fax: (312) 733-2386 STATinfo@STATAnalysis.com

Accreditation Numbers: IEPA ELAP 100445; ORELAP IL300001; AIHA 101160; NVLAP LabCode 101202-0

Report Date: February 21, 2006

Print Date: February 21, 2006

Client: Environmental Group Services, Ltd.	Client Sample ID: GP-15 (5-7)
Lab Order: 06020309	Tag Number:
Project: Marengo 2	Collection Date: 2/15/2006 8:00:00 AM
Lab ID: 06020309-003B	Matrix: Soil

Analyses	Result	RL	Qualifier	Units	DF	Date Analyzed
Semivolatle Organic Compounds by GC/MS						
	SW8270C (SW3550B)				Prep Date: 2/17/2006	Analyst: PAB
Dibenzofuran	ND	0.19		mg/Kg-dry	1	2/18/2006
Diethyl phthalate	ND	0.19		mg/Kg-dry	1	2/18/2006
Dimethyl phthalate	ND	0.19		mg/Kg-dry	1	2/18/2006
Hexachlorobenzene	ND	0.19		mg/Kg-dry	1	2/18/2006
Hexachlorobutadiene	ND	0.19		mg/Kg-dry	1	2/18/2006
Hexachlorocyclopentadiene	ND	0.19		mg/Kg-dry	1	2/18/2006
Hexachloroethane	ND	0.19		mg/Kg-dry	1	2/18/2006
Isophorone	ND	0.19		mg/Kg-dry	1	2/18/2006
N-Nitrosodi-n-propylamine	ND	0.19		mg/Kg-dry	1	2/18/2006
N-Nitrosodimethylamine	ND	0.19		mg/Kg-dry	1	2/18/2006
N-Nitrosodiphenylamine	ND	0.19		mg/Kg-dry	1	2/18/2006
Nitrobenzene	ND	0.19		mg/Kg-dry	1	2/18/2006
Pentachlorophenol	ND	0.88		mg/Kg-dry	1	2/18/2006
Phenol	ND	0.19		mg/Kg-dry	1	2/18/2006
Pyridine	ND	0.19		mg/Kg-dry	1	2/18/2006
Cyanide, Total						
	SW9012A				Prep Date: 2/16/2006	Analyst: YZ
Cyanide	ND	0.28		mg/Kg-dry	1	2/17/2006
pH (25 °C)						
	SW9045C				Prep Date: 2/16/2006	Analyst: RW
pH	8.5			pH Units	1	2/16/2006
Percent Moisture						
	D2974				Prep Date: 2/16/2006	Analyst: RW
Percent Moisture	9.71	0.01		wt%	1	2/17/2006

Qualifiers:
 ND - Not Detected at the Reporting Limit
 J - Analyte detected below quantitation limits
 B - Analyte detected in the associated Method Blank
 HT - Sample received past holding time
 * - Non-accredited parameter

RL - Reporting / Quantitation Limit for the analysis
 S - Spike Recovery outside accepted recovery limits
 R - RPD outside accepted recovery limits
 E - Value above quantitation range
 H - Holding time exceeded

STAT Analysis Corporation

2255 West Harrison St., Suite B, Chicago, IL 60612-3505

Tel: (312) 733-0551 Fax: (312) 733-2386 STATinfo@STATAnalysis.com

Accreditation Numbers: IEPA ELAP 100445; ORELAP IL300001; AIHA 101160; NYLAP LabCode 101202-0

Report Date: February 21, 2006

Print Date: February 21, 2006

Client:	Environmental Group Services, Ltd.	Client Sample ID:	GP-16 (6-8)
Lab Order:	06020309	Tag Number:	
Project:	Marengo 2	Collection Date:	2/15/2006 8:15:00 AM
Lab ID:	06020309-004A	Matrix:	Soil

Analyses	Result	RL	Qualifier	Units	DF	Date Analyzed
Volatile Organic Compounds by GC/MS		SW5035/8260B			Prep Date: 2/16/2006	Analyst: PS
Acetone	ND	0.04		mg/Kg-dry	1	2/17/2006
Benzene	ND	0.004		mg/Kg-dry	1	2/17/2006
Bromodichloromethane	ND	0.004		mg/Kg-dry	1	2/17/2006
Bromoform	ND	0.004		mg/Kg-dry	1	2/17/2006
Bromomethane	ND	0.0081		mg/Kg-dry	1	2/17/2006
2-Butanone	ND	0.0081		mg/Kg-dry	1	2/17/2006
Carbon disulfide	ND	0.004		mg/Kg-dry	1	2/17/2006
Carbon tetrachloride	ND	0.004		mg/Kg-dry	1	2/17/2006
Chlorobenzene	ND	0.004		mg/Kg-dry	1	2/17/2006
Dibromochloromethane	ND	0.004		mg/Kg-dry	1	2/17/2006
Chloroethane	ND	0.0081		mg/Kg-dry	1	2/17/2006
Chloroform	ND	0.004		mg/Kg-dry	1	2/17/2006
Chloromethane	ND	0.0081		mg/Kg-dry	1	2/17/2006
1,1-Dichloroethane	ND	0.004		mg/Kg-dry	1	2/17/2006
1,2-Dichloroethane	ND	0.004		mg/Kg-dry	1	2/17/2006
1,1-Dichloroethene	ND	0.004		mg/Kg-dry	1	2/17/2006
cis-1,2-Dichloroethene	ND	0.004		mg/Kg-dry	1	2/17/2006
trans-1,2-Dichloroethene	ND	0.004		mg/Kg-dry	1	2/17/2006
1,2-Dichloropropane	ND	0.004		mg/Kg-dry	1	2/17/2006
cis-1,3-Dichloropropene	ND	0.004		mg/Kg-dry	1	2/17/2006
trans-1,3-Dichloropropene	ND	0.004		mg/Kg-dry	1	2/17/2006
Ethylbenzene	ND	0.004		mg/Kg-dry	1	2/17/2006
2-Hexanone	ND	0.0081		mg/Kg-dry	1	2/17/2006
4-Methyl-2-pentanone	ND	0.0081		mg/Kg-dry	1	2/17/2006
Methylene chloride	ND	0.0081		mg/Kg-dry	1	2/17/2006
Methyl tert-butyl ether	ND	0.004		mg/Kg-dry	1	2/17/2006
Styrene	ND	0.004		mg/Kg-dry	1	2/17/2006
1,1,2,2-Tetrachloroethane	ND	0.004		mg/Kg-dry	1	2/17/2006
Tetrachloroethene	ND	0.004		mg/Kg-dry	1	2/17/2006
Toluene	0.0052	0.004		mg/Kg-dry	1	2/17/2006
1,1,1-Trichloroethane	ND	0.004		mg/Kg-dry	1	2/17/2006
1,1,2-Trichloroethane	ND	0.004		mg/Kg-dry	1	2/17/2006
Trichloroethene	ND	0.004		mg/Kg-dry	1	2/17/2006
Vinyl chloride	ND	0.004		mg/Kg-dry	1	2/17/2006
Xylenes, Total	ND	0.012		mg/Kg-dry	1	2/17/2006

Qualifiers: ND - Not Detected at the Reporting Limit
 J - Analyte detected below quantitation limits
 B - Analyte detected in the associated Method Blank
 IT - Sample received past holding time
 * - Non-accredited parameter

RL - Reporting / Quantitation Limit for the analysis
 S - Spike Recovery outside accepted recovery limits
 R - RPD outside accepted recovery limits
 E - Value above quantitation range
 H - Holding time exceeded

STAT Analysis Corporation

2255 West Harrison St., Suite B, Chicago, IL 60612-3505

Tel: (312) 733-0551 Fax: (312) 733-2386 STATinfo@STATAnalysis.com

Accreditation Numbers: IEPA ELAP 100445; ORELAP IL300001; AIHA 101160; NVLAP LabCode 101202-0

Report Date: February 21, 2006

Print Date: February 21, 2006

Client:	Environmental Group Services, Ltd.	Client Sample ID:	GP-16 (6-8)
Lab Order:	06020309	Tag Number:	
Project:	Marengo 2	Collection Date:	2/15/2006 8:15:00 AM
Lab ID:	06020309-004B	Matrix:	Soil

Analyses	Result	RL	Qualifier	Units	DF	Date Analyzed
PCBs						
	SW8082 (SW3550B)				Prep Date: 2/16/2006	Analyst: ERP
Aroclor 1016	ND	0.086		mg/Kg-dry	1	2/19/2006
Aroclor 1221	ND	0.086		mg/Kg-dry	1	2/19/2006
Aroclor 1232	ND	0.086		mg/Kg-dry	1	2/19/2006
Aroclor 1242	ND	0.086		mg/Kg-dry	1	2/19/2006
Aroclor 1248	ND	0.086		mg/Kg-dry	1	2/19/2006
Aroclor 1254	ND	0.086		mg/Kg-dry	1	2/19/2006
Aroclor 1260	ND	0.086		mg/Kg-dry	1	2/19/2006
Pesticides						
	SW8081 (SW3550B)				Prep Date: 2/16/2006	Analyst: ERP
4,4'-DDD	ND	0.0036		mg/Kg-dry	1	2/19/2006
4,4'-DDE	ND	0.0036		mg/Kg-dry	1	2/19/2006
4,4'-DDT	ND	0.0036		mg/Kg-dry	1	2/19/2006
Aldrin	ND	0.0017		mg/Kg-dry	1	2/19/2006
alpha-BHC	ND	0.0017		mg/Kg-dry	1	2/19/2006
alpha-Chlordane	ND	0.0017		mg/Kg-dry	1	2/19/2006
beta-BHC	ND	0.0017		mg/Kg-dry	1	2/19/2006
Chlordane	ND	0.086		mg/Kg-dry	1	2/19/2006
delta-BHC	ND	0.0017		mg/Kg-dry	1	2/19/2006
Dieldrin	ND	0.0036		mg/Kg-dry	1	2/19/2006
Endosulfan I	ND	0.0017		mg/Kg-dry	1	2/19/2006
Endosulfan II	ND	0.0036		mg/Kg-dry	1	2/19/2006
Endosulfan sulfate	ND	0.0036		mg/Kg-dry	1	2/19/2006
Endrin	ND	0.0036		mg/Kg-dry	1	2/19/2006
Endrin aldehyde	ND	0.0036		mg/Kg-dry	1	2/19/2006
Endrin ketone	ND	0.0036		mg/Kg-dry	1	2/19/2006
gamma-BHC	ND	0.0017		mg/Kg-dry	1	2/19/2006
gamma-Chlordane	ND	0.0017		mg/Kg-dry	1	2/19/2006
Heptachlor	ND	0.0017		mg/Kg-dry	1	2/19/2006
Heptachlor epoxide	ND	0.0017		mg/Kg-dry	1	2/19/2006
Methoxychlor	ND	0.0017		mg/Kg-dry	1	2/19/2006
Toxaphene	ND	0.11		mg/Kg-dry	1	2/19/2006
Mercury						
	SW7471A				Prep Date: 2/16/2006	Analyst: JG
Mercury	ND	0.025		mg/Kg-dry	1	2/16/2006
Metals by ICP/MS						
	SW6020 (SW3050B)				Prep Date: 2/16/2006	Analyst: JG
Aluminum	4500	110		mg/Kg-dry	50	2/17/2006
Antimony	ND	2.1		mg/Kg-dry	10	2/16/2006
Arsenic	1.6	1.1		mg/Kg-dry	10	2/16/2006
Barium	22	1.1		mg/Kg-dry	10	2/16/2006

Qualifiers:
 ND - Not Detected at the Reporting Limit
 J - Analyte detected below quantitation limits
 B - Analyte detected in the associated Method Blank
 HT - Sample received past holding time
 * - Non-accredited parameter

RL - Reporting / Quantitation Limit for the analysis
 S - Spike Recovery outside accepted recovery limits
 R - RPD outside accepted recovery limits
 E - Value above quantitation range
 H - Holding time exceeded

STAT Analysis Corporation

2255 West Harrison St., Suite B, Chicago, IL 60612-3505

Tel: (312) 733-0551 Fax: (312) 733-2386 STATinfo@STATAnalysis.com

Accreditation Numbers: IEPA ELAP 100445; ORELAP IL300001; AIHA 101160; NVLAP LabCode 101202-0

Report Date: February 21, 2006

Print Date: February 21, 2006

Client:	Environmental Group Services, Ltd.	Client Sample ID:	GP-16 (6-8)
Lab Order:	06020309	Tag Number:	
Project:	Marengo 2	Collection Date:	2/15/2006 8:15:00 AM
Lab ID:	06020309-004B	Matrix:	Soil

Analyses	Result	RL	Qualifier	Units	DF	Date Analyzed
Metals by ICP/MS						
	SW6020 (SW3050B)				Prep Date: 2/16/2006	Analyst: JG
Beryllium	ND	0.53		mg/Kg-dry	10	2/16/2006
Cadmium	ND	0.53		mg/Kg-dry	10	2/16/2006
Calcium	100000	320		mg/Kg-dry	50	2/17/2006
Chromium	7.9	1.1		mg/Kg-dry	10	2/16/2006
Cobalt	2.7	1.1		mg/Kg-dry	10	2/16/2006
Copper	7.2	2.6		mg/Kg-dry	10	2/16/2006
Iron	8600	160		mg/Kg-dry	50	2/17/2006
Lead	3.9	0.53		mg/Kg-dry	10	2/16/2006
Magnesium	42000	32		mg/Kg-dry	10	2/16/2006
Manganese	200	1.1		mg/Kg-dry	10	2/16/2006
Nickel	8.2	1.1		mg/Kg-dry	10	2/16/2006
Potassium	1100	32		mg/Kg-dry	10	2/16/2006
Selenium	ND	1.1		mg/Kg-dry	10	2/16/2006
Silver	ND	1.1		mg/Kg-dry	10	2/16/2006
Sodium	150	64		mg/Kg-dry	10	2/16/2006
Thallium	ND	1.1		mg/Kg-dry	10	2/16/2006
Vanadium	12	1.1		mg/Kg-dry	10	2/16/2006
Zinc	13	5.3		mg/Kg-dry	10	2/16/2006
Polynuclear Aromatic Hydrocarbons						
	SW8270C-SIM (SW3550B)				Prep Date: 2/18/2006	Analyst: VS
Acenaphthene	ND	0.027		mg/Kg-dry	1	2/18/2006
Acenaphthylene	ND	0.027		mg/Kg-dry	1	2/18/2006
Anthracene	ND	0.027		mg/Kg-dry	1	2/18/2006
Benz(a)anthracene	ND	0.027		mg/Kg-dry	1	2/18/2006
Benzo(a)pyrene	ND	0.027		mg/Kg-dry	1	2/18/2006
Benzo(b)fluoranthene	ND	0.027		mg/Kg-dry	1	2/18/2006
Benzo(g,h,i)perylene	ND	0.027		mg/Kg-dry	1	2/18/2006
Benzo(k)fluoranthene	ND	0.027		mg/Kg-dry	1	2/18/2006
Chrysene	ND	0.027		mg/Kg-dry	1	2/18/2006
Dibenz(a,h)anthracene	ND	0.027		mg/Kg-dry	1	2/18/2006
Fluoranthene	ND	0.027		mg/Kg-dry	1	2/18/2006
Fluorene	ND	0.027		mg/Kg-dry	1	2/18/2006
Indeno(1,2,3-cd)pyrene	ND	0.027		mg/Kg-dry	1	2/18/2006
Naphthalene	ND	0.027		mg/Kg-dry	1	2/18/2006
Phenanthrene	ND	0.027		mg/Kg-dry	1	2/18/2006
Pyrene	ND	0.027		mg/Kg-dry	1	2/18/2006
Semivolatile Organic Compounds by GC/MS						
	SW8270C (SW3550B)				Prep Date: 2/17/2006	Analyst: PAB
1,2,4-Trichlorobenzene	ND	0.18		mg/Kg-dry	1	2/18/2006

Qualifiers:

ND - Not Detected at the Reporting Limit

J - Analyte detected below quantitation limits

B - Analyte detected in the associated Method Blank

HT - Sample received past holding time

* - Non-accredited parameter

RL - Reporting / Quantitation Limit for the analysis

S - Spike Recovery outside accepted recovery limits

R - RPD outside accepted recovery limits

E - Value above quantitation range

H - Holding time exceeded

STAT Analysis Corporation

2255 West Harrison St., Suite B, Chicago, IL 60612-3505

Tel: (312) 733-0551 Fax: (312) 733-2386 STATinfo@STATAnalysis.com

Accreditation Numbers: IEPA ELAP 100445; ORELAP IL300001; AIHA 101160; NVLAP LabCode 101202-0

Report Date: February 21, 2006

Print Date: February 21, 2006

Client:	Environmental Group Services, Ltd.	Client Sample ID:	GP-16 (6-8)
Lab Order:	06020309	Tag Number:	
Project:	Marengo 2	Collection Date:	2/15/2006 8:15:00 AM
Lab ID:	06020309-004B	Matrix:	Soil

Analyses	Result	RL	Qualifier	Units	DF	Date Analyzed
Semivolatile Organic Compounds by GC/MS		SW8270C (SW3550B)		Prep Date: 2/17/2006		Analyst: PAB
1,2-Dichlorobenzene	ND	0.18		mg/Kg-dry	1	2/18/2006
1,3-Dichlorobenzene	ND	0.18		mg/Kg-dry	1	2/18/2006
1,4-Dichlorobenzene	ND	0.18		mg/Kg-dry	1	2/18/2006
2, 2'-oxybis(1-Chloropropane	ND	0.18		mg/Kg-dry	1	2/18/2006
2,4,5-Trichlorophenol	ND	0.36		mg/Kg-dry	1	2/18/2006
2,4,6-Trichlorophenol	ND	0.18		mg/Kg-dry	1	2/18/2006
2,4-Dichlorophenol	ND	0.18		mg/Kg-dry	1	2/18/2006
2,4-Dimethylphenol	ND	0.18		mg/Kg-dry	1	2/18/2006
2,4-Dinitrophenol	ND	0.86		mg/Kg-dry	1	2/18/2006
2,4-Dinitrotoluene	ND	0.18		mg/Kg-dry	1	2/18/2006
2,6-Dinitrotoluene	ND	0.18		mg/Kg-dry	1	2/18/2006
2-Chloronaphthalene	ND	0.18		mg/Kg-dry	1	2/18/2006
2-Chlorophenol	ND	0.18		mg/Kg-dry	1	2/18/2006
2-Methylnaphthalene	ND	0.18		mg/Kg-dry	1	2/18/2006
2-Methylphenol	ND	0.18		mg/Kg-dry	1	2/18/2006
2-Nitroaniline	ND	0.86		mg/Kg-dry	1	2/18/2006
2-Nitrophenol	ND	0.18		mg/Kg-dry	1	2/18/2006
3,3'-Dichlorobenzidine	ND	0.36		mg/Kg-dry	1	2/18/2006
3-Nitroaniline	ND	0.86		mg/Kg-dry	1	2/18/2006
4,6-Dinitro-2-methylphenol	ND	0.86		mg/Kg-dry	1	2/18/2006
4-Bromophenyl phenyl ether	ND	0.18		mg/Kg-dry	1	2/18/2006
4-Chloro-3-methylphenol	ND	0.18		mg/Kg-dry	1	2/18/2006
4-Chloroaniline	ND	0.18		mg/Kg-dry	1	2/18/2006
4-Chlorophenyl phenyl ether	ND	0.18		mg/Kg-dry	1	2/18/2006
4-Methylphenol	ND	0.18		mg/Kg-dry	1	2/18/2006
4-Nitroaniline	ND	0.86		mg/Kg-dry	1	2/18/2006
4-Nitrophenol	ND	0.86		mg/Kg-dry	1	2/18/2006
Aniline	ND	0.18		mg/Kg-dry	1	2/18/2006
Benzidine	ND	0.18		mg/Kg-dry	1	2/18/2006
Benzoic acid	ND	0.86		mg/Kg-dry	1	2/18/2006
Benzyl alcohol	ND	0.18		mg/Kg-dry	1	2/18/2006
Bis(2-chloroethoxy)methane	ND	0.18		mg/Kg-dry	1	2/18/2006
Bis(2-chloroethyl)ether	ND	0.18		mg/Kg-dry	1	2/18/2006
Bis(2-ethylhexyl)phthalate	ND	0.18		mg/Kg-dry	1	2/18/2006
Butyl benzyl phthalate	ND	0.18		mg/Kg-dry	1	2/18/2006
Carbazole	ND	0.18		mg/Kg-dry	1	2/18/2006
Di-n-butyl phthalate	ND	0.18		mg/Kg-dry	1	2/18/2006
Di-n-octyl phthalate	ND	0.18		mg/Kg-dry	1	2/18/2006

Qualifiers: ND - Not Detected at the Reporting Limit
 J - Analyte detected below quantitation limits
 B - Analyte detected in the associated Method Blank
 HT - Sample received past holding time
 * - Non-accredited parameter

RL - Reporting / Quantitation Limit for the analysis
 S - Spike Recovery outside accepted recovery limits
 R - RPD outside accepted recovery limits
 E - Value above quantitation range
 H - Holding time exceeded

STAT Analysis Corporation

2255 West Harrison St., Suite B, Chicago, IL 60612-3505

Tel: (312) 733-0551 Fax: (312) 733-2386 STATinfo@STATAnalysis.com

Accreditation Numbers: IEPA ELAP 100445; ORELAP IL300001; AIHA 101160; NVLAP LabCode 101202-0

Report Date: February 21, 2006

Print Date: February 21, 2006

Client:	Environmental Group Services, Ltd.	Client Sample ID:	GP-16 (6-8)
Lab Order:	06020309	Tag Number:	
Project:	Marengo 2	Collection Date:	2/15/2006 8:15:00 AM
Lab ID:	06020309-004B	Matrix:	Soil

Analyses	Result	RL	Qualifier	Units	DF	Date Analyzed
Semivolatile Organic Compounds by GC/MS						
	SW8270C (SW3550B)				Prep Date: 2/17/2006	Analyst: PAB
Dibenzofuran	ND	0.18		mg/Kg-dry	1	2/18/2006
Diethyl phthalate	ND	0.18		mg/Kg-dry	1	2/18/2006
Dimethyl phthalate	ND	0.18		mg/Kg-dry	1	2/18/2006
Hexachlorobenzene	ND	0.18		mg/Kg-dry	1	2/18/2006
Hexachlorobutadiene	ND	0.18		mg/Kg-dry	1	2/18/2006
Hexachlorocyclopentadiene	ND	0.18		mg/Kg-dry	1	2/18/2006
Hexachloroethane	ND	0.18		mg/Kg-dry	1	2/18/2006
Isophorone	ND	0.18		mg/Kg-dry	1	2/18/2006
N-Nitrosodi-n-propylamine	ND	0.18		mg/Kg-dry	1	2/18/2006
N-Nitrosodimethylamine	ND	0.18		mg/Kg-dry	1	2/18/2006
N-Nitrosodiphenylamine	ND	0.18		mg/Kg-dry	1	2/18/2006
Nitrobenzene	ND	0.18		mg/Kg-dry	1	2/18/2006
Pentachlorophenol	ND	0.86		mg/Kg-dry	1	2/18/2006
Phenol	ND	0.18		mg/Kg-dry	1	2/18/2006
Pyridine	ND	0.18		mg/Kg-dry	1	2/18/2006
Cyanide, Total						
	SW9012A				Prep Date: 2/16/2006	Analyst: YZ
Cyanide	ND	0.27		mg/Kg-dry	1	2/17/2006
pH (25 °C)						
	SW9045C				Prep Date: 2/16/2006	Analyst: RW
pH	8.9			pH Units	1	2/16/2006
Percent Moisture						
	D2974				Prep Date: 2/16/2006	Analyst: RW
Percent Moisture	7.86	0.01		wt%	1	2/17/2006

Qualifiers:	ND - Not Detected at the Reporting Limit	RL - Reporting / Quantitation Limit for the analysis
	J - Analyte detected below quantitation limits	S - Spike Recovery outside accepted recovery limits
	B - Analyte detected in the associated Method Blank	R - RPD outside accepted recovery limits
	HT - Sample received past holding time	E - Value above quantitation range
	* - Non-accredited parameter	H - Holding time exceeded

STAT Analysis Corporation

2255 West Harrison St., Suite B, Chicago, IL 60612-3505

Tel: (312) 733-0551 Fax: (312) 733-2386 STATinfo@STATAnalysis.com

Accreditation Numbers: IEPA ELAP 100445; ORELAP IL300001; AIHA 101160; NVLAP LabCode 101202-0

Report Date: February 21, 2006

Print Date: February 21, 2006

Client:	Environmental Group Services, Ltd.	Client Sample ID:	GP-17 (5-6)
Lab Order:	06020309	Tag Number:	
Project:	Marengo 2	Collection Date:	2/15/2006 8:30:00 AM
Lab ID:	06020309-005A	Matrix:	Soil

Analyses	Result	RL	Qualifier	Units	DF	Date Analyzed
Volatile Organic Compounds by GC/MS		SW5035/8260B		Prep Date: 2/16/2006		Analyst: PS
Acetone	0.05	0.05		mg/Kg-dry	1	2/17/2006
Benzene	ND	0.005		mg/Kg-dry	1	2/17/2006
Bromodichloromethane	ND	0.005		mg/Kg-dry	1	2/17/2006
Bromoform	ND	0.005		mg/Kg-dry	1	2/17/2006
Bromomethane	ND	0.01		mg/Kg-dry	1	2/17/2006
2-Butanone	ND	0.01		mg/Kg-dry	1	2/17/2006
Carbon disulfide	ND	0.005		mg/Kg-dry	1	2/17/2006
Carbon tetrachloride	ND	0.005		mg/Kg-dry	1	2/17/2006
Chlorobenzene	ND	0.005		mg/Kg-dry	1	2/17/2006
Dibromochloromethane	ND	0.005		mg/Kg-dry	1	2/17/2006
Chloroethane	ND	0.01		mg/Kg-dry	1	2/17/2006
Chloroform	ND	0.005		mg/Kg-dry	1	2/17/2006
Chloromethane	ND	0.01		mg/Kg-dry	1	2/17/2006
1,1-Dichloroethane	ND	0.005		mg/Kg-dry	1	2/17/2006
1,2-Dichloroethane	ND	0.005		mg/Kg-dry	1	2/17/2006
1,1-Dichloroethene	ND	0.005		mg/Kg-dry	1	2/17/2006
cis-1,2-Dichloroethene	ND	0.005		mg/Kg-dry	1	2/17/2006
trans-1,2-Dichloroethene	ND	0.005		mg/Kg-dry	1	2/17/2006
1,2-Dichloropropane	ND	0.005		mg/Kg-dry	1	2/17/2006
cis-1,3-Dichloropropene	ND	0.005		mg/Kg-dry	1	2/17/2006
trans-1,3-Dichloropropene	ND	0.005		mg/Kg-dry	1	2/17/2006
Ethylbenzene	ND	0.005		mg/Kg-dry	1	2/17/2006
2-Hexanone	ND	0.01		mg/Kg-dry	1	2/17/2006
4-Methyl-2-pentanone	ND	0.01		mg/Kg-dry	1	2/17/2006
Methylene chloride	ND	0.01		mg/Kg-dry	1	2/17/2006
Methyl tert-butyl ether	ND	0.005		mg/Kg-dry	1	2/17/2006
Styrene	ND	0.005		mg/Kg-dry	1	2/17/2006
1,1,2,2-Tetrachloroethane	ND	0.005		mg/Kg-dry	1	2/17/2006
Tetrachloroethene	0.018	0.005		mg/Kg-dry	1	2/17/2006
Toluene	ND	0.005		mg/Kg-dry	1	2/17/2006
1,1,1-Trichloroethane	0.0099	0.005		mg/Kg-dry	1	2/17/2006
1,1,2-Trichloroethane	ND	0.005		mg/Kg-dry	1	2/17/2006
Trichloroethene	ND	0.005		mg/Kg-dry	1	2/17/2006
Vinyl chloride	ND	0.005		mg/Kg-dry	1	2/17/2006
Xylenes, Total	ND	0.015		mg/Kg-dry	1	2/17/2006

Qualifiers:	ND - Not Detected at the Reporting Limit	RL - Reporting / Quantitation Limit for the analysis
	J - Analyte detected below quantitation limits	S - Spike Recovery outside accepted recovery limits
	B - Analyte detected in the associated Method Blank	R - RPD outside accepted recovery limits
	HT - Sample received past holding time	E - Value above quantitation range
	* - Non-accredited parameter	H - Holding time exceeded

STAT Analysis Corporation

2255 West Harrison St., Suite B, Chicago, IL 60612-3505

Tel: (312) 733-0551 Fax: (312) 733-2386 STATinfo@STATAnalysis.com

Accreditation Numbers: IEPA ELAP 100445; ORELAP IL300001; AIHA 101160; NVLAP LabCode 101202-0

Report Date: February 21, 2006

Print Date: February 21, 2006

Client: Environmental Group Services, Ltd.	Client Sample ID: GP-17 (5-6)
Lab Order: 06020309	Tag Number:
Project: Marengo 2	Collection Date: 2/15/2006 8:30:00 AM
Lab ID: 06020309-005B	Matrix: Soil

Analyses	Result	RL	Qualifier	Units	DF	Date Analyzed
PCBs						
	SW8082 (SW3550B)		Prep Date: 2/16/2006		Analyst: ERP	
Aroclor 1016	ND	0.092		mg/Kg-dry	1	2/19/2006
Aroclor 1221	ND	0.092		mg/Kg-dry	1	2/19/2006
Aroclor 1232	ND	0.092		mg/Kg-dry	1	2/19/2006
Aroclor 1242	ND	0.092		mg/Kg-dry	1	2/19/2006
Aroclor 1248	ND	0.092		mg/Kg-dry	1	2/19/2006
Aroclor 1254	ND	0.092		mg/Kg-dry	1	2/19/2006
Aroclor 1260	ND	0.092		mg/Kg-dry	1	2/19/2006
Pesticides						
	SW8081 (SW3550B)		Prep Date: 2/16/2006		Analyst: ERP	
4,4'-DDD	ND	0.0038		mg/Kg-dry	1	2/19/2006
4,4'-DDE	ND	0.0038		mg/Kg-dry	1	2/19/2006
4,4'-DDT	ND	0.0038		mg/Kg-dry	1	2/19/2006
Aldrin	ND	0.0018		mg/Kg-dry	1	2/19/2006
alpha-BHC	ND	0.0018		mg/Kg-dry	1	2/19/2006
alpha-Chlordane	ND	0.0018		mg/Kg-dry	1	2/19/2006
beta-BHC	ND	0.0018		mg/Kg-dry	1	2/19/2006
Chlordane	ND	0.092		mg/Kg-dry	1	2/19/2006
delta-BHC	ND	0.0018		mg/Kg-dry	1	2/19/2006
Dieldrin	ND	0.0038		mg/Kg-dry	1	2/19/2006
Endosulfan I	ND	0.0018		mg/Kg-dry	1	2/19/2006
Endosulfan II	ND	0.0038		mg/Kg-dry	1	2/19/2006
Endosulfan sulfate	ND	0.0038		mg/Kg-dry	1	2/19/2006
Endrin	ND	0.0038		mg/Kg-dry	1	2/19/2006
Endrin aldehyde	ND	0.0038		mg/Kg-dry	1	2/19/2006
Endrin ketone	ND	0.0038		mg/Kg-dry	1	2/19/2006
gamma-BHC	ND	0.0018		mg/Kg-dry	1	2/19/2006
gamma-Chlordane	ND	0.0018		mg/Kg-dry	1	2/19/2006
Heptachlor	ND	0.0018		mg/Kg-dry	1	2/19/2006
Heptachlor epoxide	ND	0.0018		mg/Kg-dry	1	2/19/2006
Melthoxychlor	ND	0.0018		mg/Kg-dry	1	2/19/2006
Toxaphene	ND	0.11		mg/Kg-dry	1	2/19/2006
Mercury						
	SW7471A		Prep Date: 2/16/2006		Analyst: JG	
Mercury	ND	0.028		mg/Kg-dry	1	2/16/2006
Metals by ICP/MS						
	SW6020 (SW3050B)		Prep Date: 2/16/2006		Analyst: JG	
Aluminum	12000	110		mg/Kg-dry	50	2/17/2006
Antimony	ND	2.1		mg/Kg-dry	10	2/16/2006
Arsenic	3.8	1.1		mg/Kg-dry	10	2/16/2006
Barium	77	1.1		mg/Kg-dry	10	2/16/2006

Qualifiers:
 ND - Not Detected at the Reporting Limit
 J - Analyte detected below quantitation limits
 B - Analyte detected in the associated Method Blank
 HT - Sample received past holding time
 * - Non-accredited parameter

RL - Reporting / Quantitation Limit for the analysis
 S - Spike Recovery outside accepted recovery limits
 R - RPD outside accepted recovery limits
 E - Value above quantitation range
 H - Holding time exceeded

STAT Analysis Corporation

2255 West Harrison St., Suite B, Chicago, IL 60612-3505

Tel: (312) 733-0551 Fax: (312) 733-2386 STATInfo@STATAnalysis.com

Accreditation Numbers: IEPA ELAP 100445; ORELAP IL300001; AIHA 101160; NVLAP LabCode 101202-0

Report Date: February 21, 2006

Print Date: February 21, 2006

Client:	Environmental Group Services, Ltd.	Client Sample ID:	GP-17 (5-6)
Lab Order:	06020309	Tag Number:	
Project:	Marengo 2	Collection Date:	2/15/2006 8:30:00 AM
Lab ID:	06020309-005B	Matrix:	Soil

Analyses	Result	RL	Qualifier	Units	DF	Date Analyzed
Metals by ICP/MS						
	SW6020 (SW3050B)				Prep Date: 2/16/2006	Analyst: JG
Beryllium	ND	0.53		mg/Kg-dry	10	2/16/2006
Cadmium	ND	0.53		mg/Kg-dry	10	2/16/2006
Calcium	1800	63		mg/Kg-dry	10	2/16/2006
Chromium	18	1.1		mg/Kg-dry	10	2/16/2006
Cobalt	5.9	1.1		mg/Kg-dry	10	2/16/2006
Copper	8.2	2.6		mg/Kg-dry	10	2/16/2006
Iron	15000	160		mg/Kg-dry	50	2/17/2006
Lead	8.4	0.53		mg/Kg-dry	10	2/16/2006
Magnesium	2100	32		mg/Kg-dry	10	2/16/2006
Manganese	400	1.1		mg/Kg-dry	10	2/16/2006
Nickel	11	1.1		mg/Kg-dry	10	2/16/2006
Potassium	810	32		mg/Kg-dry	10	2/16/2006
Selenium	ND	1.1		mg/Kg-dry	10	2/16/2006
Silver	ND	1.1		mg/Kg-dry	10	2/16/2006
Sodium	63	63		mg/Kg-dry	10	2/16/2006
Thallium	ND	1.1		mg/Kg-dry	10	2/16/2006
Vanadium	33	1.1		mg/Kg-dry	10	2/16/2006
Zinc	27	5.3		mg/Kg-dry	10	2/16/2006
Polynuclear Aromatic Hydrocarbons						
	SW8270C-SIM (SW3550B)				Prep Date: 2/18/2006	Analyst: VS
Acenaphthene	ND	0.029		mg/Kg-dry	1	2/18/2006
Acenaphthylene	ND	0.029		mg/Kg-dry	1	2/18/2006
Anthracene	ND	0.029		mg/Kg-dry	1	2/18/2006
Benz(a)anthracene	ND	0.029		mg/Kg-dry	1	2/18/2006
Benzo(a)pyrene	ND	0.029		mg/Kg-dry	1	2/18/2006
Benzo(b)fluoranthene	ND	0.029		mg/Kg-dry	1	2/18/2006
Benzo(g,h,i)perylene	ND	0.029		mg/Kg-dry	1	2/18/2006
Benzo(k)fluoranthene	ND	0.029		mg/Kg-dry	1	2/18/2006
Chrysene	ND	0.029		mg/Kg-dry	1	2/18/2006
Dibenz(a,h)anthracene	ND	0.029		mg/Kg-dry	1	2/18/2006
Fluoranthene	ND	0.029		mg/Kg-dry	1	2/18/2006
Fluorene	ND	0.029		mg/Kg-dry	1	2/18/2006
Indeno(1,2,3-cd)pyrene	ND	0.029		mg/Kg-dry	1	2/18/2006
Naphthalene	ND	0.029		mg/Kg-dry	1	2/18/2006
Phenanthrene	ND	0.029		mg/Kg-dry	1	2/18/2006
Pyrene	ND	0.029		mg/Kg-dry	1	2/18/2006
Semivolatile Organic Compounds by GC/MS						
	SW8270C (SW3550B)				Prep Date: 2/17/2006	Analyst: PAB
1,2,4-Trichlorobenzene	ND	0.2		mg/Kg-dry	1	2/18/2006

Qualifiers: ND - Not Detected at the Reporting Limit
 J - Analyte detected below quantitation limits
 B - Analyte detected in the associated Method Blank
 IT - Sample received past holding time
 * - Non-accredited parameter

RL - Reporting / Quantitation Limit for the analysis
 S - Spike Recovery outside accepted recovery limits
 R - RPD outside accepted recovery limits
 E - Value above quantitation range
 H - Holding time exceeded

STAT Analysis Corporation

2255 West Harrison St., Suite B, Chicago, IL 60612-3505

Tel: (312) 733-0551 Fax: (312) 733-2386 STATinfo@STATAnalysis.com

Accreditation Numbers: IEPA ELAP 100445; ORELAP IL300001; AIHA 101160; NVLAP LabCode 101202-0

Report Date: February 21, 2006

Print Date: February 21, 2006

Client:	Environmental Group Services, Ltd.	Client Sample ID:	GP-17 (5-6)
Lab Order:	06020309	Tag Number:	
Project:	Marengo 2	Collection Date:	2/15/2006 8:30:00 AM
Lab ID:	06020309-005B	Matrix:	Soil

Analyses	Result	RL	Qualifier	Units	DF	Date Analyzed
Semivolatile Organic Compounds by GC/MS		SW8270C (SW3550B)	Prep Date: 2/17/2006		Analyst: PAB	
1,2-Dichlorobenzene	ND	0.2		mg/Kg-dry	1	2/18/2006
1,3-Dichlorobenzene	ND	0.2		mg/Kg-dry	1	2/18/2006
1,4-Dichlorobenzene	ND	0.2		mg/Kg-dry	1	2/18/2006
2, 2'-oxybis(1-Chloropropane	ND	0.2		mg/Kg-dry	1	2/18/2006
2,4,5-Trichlorophenol	ND	0.38		mg/Kg-dry	1	2/18/2006
2,4,6-Trichlorophenol	ND	0.2		mg/Kg-dry	1	2/18/2006
2,4-Dichlorophenol	ND	0.2		mg/Kg-dry	1	2/18/2006
2,4-Dimethylphenol	ND	0.2		mg/Kg-dry	1	2/18/2006
2,4-Dinitrophenol	ND	0.92		mg/Kg-dry	1	2/18/2006
2,4-Dinitrotoluene	ND	0.2		mg/Kg-dry	1	2/18/2006
2,6-Dinitrotoluene	ND	0.2		mg/Kg-dry	1	2/18/2006
2-Chloronaphthalene	ND	0.2		mg/Kg-dry	1	2/18/2006
2-Chlorophenol	ND	0.2		mg/Kg-dry	1	2/18/2006
2-Methylnaphthalene	ND	0.2		mg/Kg-dry	1	2/18/2006
2-Methylphenol	ND	0.2		mg/Kg-dry	1	2/18/2006
2-Nitroaniline	ND	0.92		mg/Kg-dry	1	2/18/2006
2-Nitrophenol	ND	0.2		mg/Kg-dry	1	2/18/2006
3,3'-Dichlorobenzidine	ND	0.38		mg/Kg-dry	1	2/18/2006
3-Nitroaniline	ND	0.92		mg/Kg-dry	1	2/18/2006
4,6-Dinitro-2-methylphenol	ND	0.92		mg/Kg-dry	1	2/18/2006
4-Bromophenyl phenyl ether	ND	0.2		mg/Kg-dry	1	2/18/2006
4-Chloro-3-methylphenol	ND	0.2		mg/Kg-dry	1	2/18/2006
4-Chloroaniline	ND	0.2		mg/Kg-dry	1	2/18/2006
4-Chlorophenyl phenyl ether	ND	0.2		mg/Kg-dry	1	2/18/2006
4-Methylphenol	ND	0.2		mg/Kg-dry	1	2/18/2006
4-Nitroaniline	ND	0.92		mg/Kg-dry	1	2/18/2006
4-Nitrophenol	ND	0.92		mg/Kg-dry	1	2/18/2006
Aniline	ND	0.2		mg/Kg-dry	1	2/18/2006
Benzidine	ND	0.2		mg/Kg-dry	1	2/18/2006
Benzoic acid	ND	0.92		mg/Kg-dry	1	2/18/2006
Benzyl alcohol	ND	0.2		mg/Kg-dry	1	2/18/2006
Bis(2-chloroethoxy)methane	ND	0.2		mg/Kg-dry	1	2/18/2006
Bis(2-chloroethyl)ether	ND	0.2		mg/Kg-dry	1	2/18/2006
Bis(2-ethylhexyl)phthalate	ND	0.2		mg/Kg-dry	1	2/18/2006
Butyl benzyl phthalate	ND	0.2		mg/Kg-dry	1	2/18/2006
Carbazole	ND	0.2		mg/Kg-dry	1	2/18/2006
Di-n-butyl phthalate	ND	0.2		mg/Kg-dry	1	2/18/2006
Di-n-octyl phthalate	ND	0.2		mg/Kg-dry	1	2/18/2006

Qualifiers: ND - Not Detected at the Reporting Limit
 J - Analyte detected below quantitation limits
 B - Analyte detected in the associated Method Blank
 HT - Sample received past holding time
 * - Non-accredited parameter

RL - Reporting / Quantitation Limit for the analysis
 S - Spike Recovery outside accepted recovery limits
 R - RFD outside accepted recovery limits
 E - Value above quantitation range
 H - Holding time exceeded

STAT Analysis Corporation

2255 West Harrison St., Suite B, Chicago, IL 60612-3505

Tel: (312) 733-0551 Fax: (312) 733-2386 STATinfo@STATAnalysis.com

Accreditation Numbers: IEPA ELAP 100445; ORELAP IL300001; AIHA 101160; NVLAP LabCode 101202-0

Report Date: February 21, 2006

Print Date: February 21, 2006

Client:	Environmental Group Services, Ltd.	Client Sample ID:	GP-17 (5-6)
Lab Order:	06020309	Tag Number:	
Project:	Marengo 2	Collection Date:	2/15/2006 8:30:00 AM
Lab ID:	06020309-005B	Matrix:	Soil

Analyses	Result	RL	Qualifier	Units	DF	Date Analyzed
Semivolatile Organic Compounds by GC/MS						
	SW8270C (SW3550B)					Prep Date: 2/17/2006 Analyst: PAB
Dibenzofuran	ND	0.2		mg/Kg-dry	1	2/18/2006
Diethyl phthalate	ND	0.2		mg/Kg-dry	1	2/18/2006
Dimethyl phthalate	ND	0.2		mg/Kg-dry	1	2/18/2006
Hexachlorobenzene	ND	0.2		mg/Kg-dry	1	2/18/2006
Hexachlorobutadiene	ND	0.2		mg/Kg-dry	1	2/18/2006
Hexachlorocyclopentadiene	ND	0.2		mg/Kg-dry	1	2/18/2006
Hexachloroethane	ND	0.2		mg/Kg-dry	1	2/18/2006
Isophorone	ND	0.2		mg/Kg-dry	1	2/18/2006
N-Nitrosodi-n-propylamine	ND	0.2		mg/Kg-dry	1	2/18/2006
N-Nitrosodimethylamine	ND	0.2		mg/Kg-dry	1	2/18/2006
N-Nitrosodiphenylamine	ND	0.2		mg/Kg-dry	1	2/18/2006
Nitrobenzene	ND	0.2		mg/Kg-dry	1	2/18/2006
Pentachlorophenol	ND	0.92		mg/Kg-dry	1	2/18/2006
Phenol	ND	0.2		mg/Kg-dry	1	2/18/2006
Pyridine	ND	0.2		mg/Kg-dry	1	2/18/2006
Cyanide, Total						
	SW9012A					Prep Date: 2/16/2006 Analyst: YZ
Cyanide	ND	0.29		mg/Kg-dry	1	2/17/2006
pH (25 °C)						
	SW9045C					Prep Date: 2/16/2006 Analyst: RW
pH	6.4			pH Units	1	2/16/2006
Percent Moisture						
	D2974					Prep Date: 2/16/2006 Analyst: RW
Percent Moisture	13.5	0.01		wt%	1	2/17/2006

Qualifiers:

ND - Not Detected at the Reporting Limit
 J - Analyte detected below quantitation limits
 B - Analyte detected in the associated Method Blank
 HT - Sample received past holding time
 * - Non-accredited parameter

RL - Reporting / Quantitation Limit for the analysis
 S - Spike Recovery outside accepted recovery limits
 R - RPD outside accepted recovery limits
 E - Value above quantitation range
 H - Holding time exceeded

STAT Analysis Corporation

2255 West Harrison St., Suite B, Chicago, IL 60612-3505

Tel: (312) 733-0551 Fax: (312) 733-2386 STATinfo@STATAnalysis.com

Accreditation Numbers: IEPA ELAP 100445; ORELAP IL300001; AIHA 101160; NVLAP LabCode 101202-0

Report Date: February 21, 2006

Print Date: February 21, 2006

Client:	Environmental Group Services, Ltd.	Client Sample ID:	GP-18 (6-8)
Lab Order:	06020309	Tag Number:	
Project:	Marengo 2	Collection Date:	2/15/2006 8:45:00 AM
Lab ID:	06020309-006A	Matrix:	Soil

Analyses	Result	RL	Qualifier	Units	DF	Date Analyzed
Volatile Organic Compounds by GC/MS						
	SW5035/8260B		Prep Date: 2/16/2006		Analyst: PS	
Acetone	ND	0.045		mg/Kg-dry	1	2/18/2006
Benzene	ND	0.0045		mg/Kg-dry	1	2/18/2006
Bromodichloromethane	ND	0.0045		mg/Kg-dry	1	2/18/2006
Bromoform	ND	0.0045		mg/Kg-dry	1	2/18/2006
Bromomethane	ND	0.009		mg/Kg-dry	1	2/18/2006
2-Butanone	ND	0.009		mg/Kg-dry	1	2/18/2006
Carbon disulfide	ND	0.0045		mg/Kg-dry	1	2/18/2006
Carbon tetrachloride	ND	0.0045		mg/Kg-dry	1	2/18/2006
Chlorobenzene	ND	0.0045		mg/Kg-dry	1	2/18/2006
Dibromochloromethane	ND	0.0045		mg/Kg-dry	1	2/18/2006
Chloroethane	ND	0.009		mg/Kg-dry	1	2/18/2006
Chloroform	ND	0.0045		mg/Kg-dry	1	2/18/2006
Chloromethane	ND	0.009		mg/Kg-dry	1	2/18/2006
1,1-Dichloroethane	ND	0.0045		mg/Kg-dry	1	2/18/2006
1,2-Dichloroethane	ND	0.0045		mg/Kg-dry	1	2/18/2006
1,1-Dichloroethene	ND	0.0045		mg/Kg-dry	1	2/18/2006
cis-1,2-Dichloroethene	ND	0.0045		mg/Kg-dry	1	2/18/2006
trans-1,2-Dichloroethene	ND	0.0045		mg/Kg-dry	1	2/18/2006
1,2-Dichloropropane	ND	0.0045		mg/Kg-dry	1	2/18/2006
cis-1,3-Dichloropropene	ND	0.0045		mg/Kg-dry	1	2/18/2006
trans-1,3-Dichloropropene	ND	0.0045		mg/Kg-dry	1	2/18/2006
Ethylbenzene	ND	0.0045		mg/Kg-dry	1	2/18/2006
2-Hexanone	ND	0.009		mg/Kg-dry	1	2/18/2006
4-Methyl-2-pentanone	ND	0.009		mg/Kg-dry	1	2/18/2006
Methylene chloride	ND	0.009		mg/Kg-dry	1	2/18/2006
Methyl tert-butyl ether	ND	0.0045		mg/Kg-dry	1	2/18/2006
Styrene	ND	0.0045		mg/Kg-dry	1	2/18/2006
1,1,2,2-Tetrachloroethane	ND	0.0045		mg/Kg-dry	1	2/18/2006
Tetrachloroethene	ND	0.0045		mg/Kg-dry	1	2/18/2006
Toluene	0.0069	0.0045		mg/Kg-dry	1	2/18/2006
1,1,1-Trichloroethane	ND	0.0045		mg/Kg-dry	1	2/18/2006
1,1,2-Trichloroethane	ND	0.0045		mg/Kg-dry	1	2/18/2006
Trichloroethene	ND	0.0045		mg/Kg-dry	1	2/18/2006
Vinyl chloride	ND	0.0045		mg/Kg-dry	1	2/18/2006
Xylenes, Total	ND	0.014		mg/Kg-dry	1	2/18/2006

Qualifiers:	ND - Not Detected at the Reporting Limit	RL - Reporting / Quantitation Limit for the analysis
	J - Analyte detected below quantitation limits	S - Spike Recovery outside accepted recovery limits
	B - Analyte detected in the associated Method Blank	R - RPD outside accepted recovery limits
	HT - Sample received past holding time	E - Value above quantitation range
	* - Non-accredited parameter	H - Holding time exceeded

STAT Analysis Corporation

2255 West Harrison St., Suite B, Chicago, IL 60612-3505

Tel: (312) 733-0551 Fax: (312) 733-2386 STATinfo@STATAnalysis.com

Accreditation Numbers: IEPA ELAP 100445; ORELAP IL300001; AIHA 101160; NVLAP LabCode 101202-0

Report Date: February 21, 2006

Print Date: February 21, 2006

Client:	Environmental Group Services, Ltd.	Client Sample ID:	GP-18 (6-8)
Lab Order:	06020309	Tag Number:	
Project:	Marengo 2	Collection Date:	2/15/2006 8:45:00 AM
Lab ID:	06020309-006B	Matrix:	Soil

Analyses	Result	RL	Qualifier	Units	DF	Date Analyzed
PCBs						
	SW8082 (SW3550B)			Prep Date: 2/16/2006		Analyst: ERP
Aroclor 1016	ND	0.085		mg/Kg-dry	1	2/19/2006
Aroclor 1221	ND	0.085		mg/Kg-dry	1	2/19/2006
Aroclor 1232	ND	0.085		mg/Kg-dry	1	2/19/2006
Aroclor 1242	ND	0.085		mg/Kg-dry	1	2/19/2006
Aroclor 1248	ND	0.085		mg/Kg-dry	1	2/19/2006
Aroclor 1254	ND	0.085		mg/Kg-dry	1	2/19/2006
Aroclor 1260	ND	0.085		mg/Kg-dry	1	2/19/2006
Pesticides						
	SW8081 (SW3550B)			Prep Date: 2/16/2006		Analyst: ERP
4,4'-DDD	ND	0.0035		mg/Kg-dry	1	2/19/2006
4,4'-DDE	ND	0.0035		mg/Kg-dry	1	2/19/2006
4,4'-DDT	ND	0.0035		mg/Kg-dry	1	2/19/2006
Aldrin	ND	0.0017		mg/Kg-dry	1	2/19/2006
alpha-BHC	ND	0.0017		mg/Kg-dry	1	2/19/2006
alpha-Chlordane	ND	0.0017		mg/Kg-dry	1	2/19/2006
beta-BHC	ND	0.0017		mg/Kg-dry	1	2/19/2006
Chlordane	ND	0.085		mg/Kg-dry	1	2/19/2006
delta-BHC	ND	0.0017		mg/Kg-dry	1	2/19/2006
Dieldrin	ND	0.0035		mg/Kg-dry	1	2/19/2006
Endosulfan I	ND	0.0017		mg/Kg-dry	1	2/19/2006
Endosulfan II	ND	0.0035		mg/Kg-dry	1	2/19/2006
Endosulfan sulfate	ND	0.0035		mg/Kg-dry	1	2/19/2006
Endrin	ND	0.0035		mg/Kg-dry	1	2/19/2006
Endrin aldehyde	ND	0.0035		mg/Kg-dry	1	2/19/2006
Endrin ketone	ND	0.0035		mg/Kg-dry	1	2/19/2006
gamma-BHC	ND	0.0017		mg/Kg-dry	1	2/19/2006
gamma-Chlordane	ND	0.0017		mg/Kg-dry	1	2/19/2006
Heptachlor	ND	0.0017		mg/Kg-dry	1	2/19/2006
Heptachlor epoxide	ND	0.0017		mg/Kg-dry	1	2/19/2006
Methoxychlor	ND	0.0017		mg/Kg-dry	1	2/19/2006
Toxaphene	ND	0.11		mg/Kg-dry	1	2/19/2006
Mercury						
	SW7471A			Prep Date: 2/16/2006		Analyst: JG
Mercury	ND	0.025		mg/Kg-dry	1	2/16/2006
Metals by ICP/MS						
	SW6020 (SW3050B)			Prep Date: 2/16/2006		Analyst: JG
Aluminum	4700	98		mg/Kg-dry	50	2/17/2006
Antimony	ND	2		mg/Kg-dry	10	2/16/2006
Arsenic	1.6	0.98		mg/Kg-dry	10	2/16/2006
Barium	23	0.98		mg/Kg-dry	10	2/16/2006

Qualifiers:
 ND - Not Detected at the Reporting Limit
 J - Analyte detected below quantitation limits
 B - Analyte detected in the associated Method Blank
 HT - Sample received past holding time
 * - Non-accredited parameter

RL - Reporting / Quantitation Limit for the analysis
 S - Spike Recovery outside accepted recovery limits
 R - RPD outside accepted recovery limits
 E - Value above quantitation range
 H - Holding time exceeded

STAT Analysis Corporation

2255 West Harrison St., Suite B, Chicago, IL 60612-3505

Tel: (312) 733-0551 Fax: (312) 733-2386 STATinfo@STATAnalysis.com

Accreditation Numbers: IEPA ELAP 100445; ORELAP IL300001; AIHA 101160; NVLAP LabCode 101202-0

Report Date: February 21, 2006

Print Date: February 21, 2006

Client:	Environmental Group Services, Ltd.	Client Sample ID:	GP-18 (6-8)
Lab Order:	06020309	Tag Number:	
Project:	Marengo 2	Collection Date:	2/15/2006 8:45:00 AM
Lab ID:	06020309-006B	Matrix:	Soil

Analyses	Result	RL	Qualifier	Units	DF	Date Analyzed
Metals by ICP/MS						
	SW6020 (SW3050B)		Prep Date: 2/16/2006		Analyst: JG	
Beryllium	ND	0.49		mg/Kg-dry	10	2/16/2006
Cadmium	ND	0.49		mg/Kg-dry	10	2/16/2006
Calcium	93000	290		mg/Kg-dry	50	2/17/2006
Chromium	8.7	0.98		mg/Kg-dry	10	2/16/2006
Cobalt	2.9	0.98		mg/Kg-dry	10	2/16/2006
Copper	7.2	2.4		mg/Kg-dry	10	2/16/2006
Iron	8400	150		mg/Kg-dry	50	2/17/2006
Lead	3.9	0.49		mg/Kg-dry	10	2/16/2006
Magnesium	41000	29		mg/Kg-dry	10	2/16/2006
Manganese	200	0.98		mg/Kg-dry	10	2/16/2006
Nickel	7.8	0.98		mg/Kg-dry	10	2/16/2006
Potassium	1000	29		mg/Kg-dry	10	2/18/2006
Selenium	ND	0.98		mg/Kg-dry	10	2/16/2006
Silver	ND	0.98		mg/Kg-dry	10	2/16/2006
Sodium	120	59		mg/Kg-dry	10	2/16/2006
Thallium	ND	0.98		mg/Kg-dry	10	2/16/2006
Vanadium	14	0.98		mg/Kg-dry	10	2/16/2006
Zinc	14	4.9		mg/Kg-dry	10	2/16/2006
Polynuclear Aromatic Hydrocarbons						
	SW8270C-SIM (SW3550B)		Prep Date: 2/18/2006		Analyst: VS	
Acenaphthene	ND	0.026		mg/Kg-dry	1	2/18/2006
Acenaphthylene	ND	0.026		mg/Kg-dry	1	2/18/2006
Anthracene	ND	0.026		mg/Kg-dry	1	2/18/2006
Benz(a)anthracene	ND	0.026		mg/Kg-dry	1	2/18/2006
Benzo(a)pyrene	ND	0.026		mg/Kg-dry	1	2/18/2006
Benzo(b)fluoranthene	ND	0.026		mg/Kg-dry	1	2/18/2006
Benzo(g,h,i)perylene	ND	0.026		mg/Kg-dry	1	2/18/2006
Benzo(k)fluoranthene	ND	0.026		mg/Kg-dry	1	2/18/2006
Chrysene	ND	0.026		mg/Kg-dry	1	2/18/2006
Dibenz(a,h)anthracene	ND	0.026		mg/Kg-dry	1	2/18/2006
Fluoranthene	ND	0.026		mg/Kg-dry	1	2/18/2006
Fluorene	ND	0.026		mg/Kg-dry	1	2/18/2006
Indeno(1,2,3-cd)pyrene	ND	0.026		mg/Kg-dry	1	2/18/2006
Naphthalene	ND	0.026		mg/Kg-dry	1	2/18/2006
Phenanthrene	ND	0.026		mg/Kg-dry	1	2/18/2006
Pyrene	ND	0.026		mg/Kg-dry	1	2/18/2006
Semivolatile Organic Compounds by GC/MS						
	SW8270C (SW3550B)		Prep Date: 2/17/2006		Analyst: PAB	
1,2,4-Trichlorobenzene	ND	0.18		mg/Kg-dry	1	2/18/2006

Qualifiers: ND - Not Detected at the Reporting Limit
 J - Analyte detected below quantitation limits
 B - Analyte detected in the associated Method Blank
 H - Sample received past holding time
 * - Non-accredited parameter

RL - Reporting / Quantitation Limit for the analysis
 S - Spike Recovery outside accepted recovery limits
 R - RPD outside accepted recovery limits
 E - Value above quantitation range
 H - Holding time exceeded

STAT Analysis Corporation

2255 West Harrison St., Suite B, Chicago, IL 60612-3505

Tel: (312) 733-0551 Fax: (312) 733-2386 STATinfo@STATAnalysis.com

Accreditation Numbers: IEPA ELAP 100445; ORELAP IL300001; AIHA 101160; NVLAP LabCode 101202-0

Report Date: February 21, 2006

Print Date: February 21, 2006

Client:	Environmental Group Services, Ltd.	Client Sample ID:	GP-18 (6-8)
Lab Order:	06020309	Tag Number:	
Project:	Marengo 2	Collection Date:	2/15/2006 8:45:00 AM
Lab ID:	06020309-006B	Matrix:	Soil

Analyses	Result	RL	Qualifier	Units	DF	Date Analyzed
Semivolatle Organic Compounds by GC/MS						
		SW8270C (SW3550B)			Prep Date: 2/17/2006	Analyst: PAB
1,2-Dichlorobenzene	ND	0.18		mg/Kg-dry	1	2/18/2006
1,3-Dichlorobenzene	ND	0.18		mg/Kg-dry	1	2/18/2006
1,4-Dichlorobenzene	ND	0.18		mg/Kg-dry	1	2/18/2006
2, 2'-oxybis(1-Chloropropane	ND	0.18		mg/Kg-dry	1	2/18/2006
2,4,5-Trichlorophenol	ND	0.34		mg/Kg-dry	1	2/18/2006
2,4,6-Trichlorophenol	ND	0.18		mg/Kg-dry	1	2/18/2006
2,4-Dichlorophenol	ND	0.18		mg/Kg-dry	1	2/18/2006
2,4-Dimethylphenol	ND	0.18		mg/Kg-dry	1	2/18/2006
2,4-Dinitrophenol	ND	0.84		mg/Kg-dry	1	2/18/2006
2,4-Dinitrotoluene	ND	0.18		mg/Kg-dry	1	2/18/2006
2,6-Dinitrotoluene	ND	0.18		mg/Kg-dry	1	2/18/2006
2-Chloronaphthalene	ND	0.18		mg/Kg-dry	1	2/18/2006
2-Chlorophenol	ND	0.18		mg/Kg-dry	1	2/18/2006
2-Methylnaphthalene	ND	0.18		mg/Kg-dry	1	2/18/2006
2-Methylphenol	ND	0.18		mg/Kg-dry	1	2/18/2006
2-Nitroaniline	ND	0.84		mg/Kg-dry	1	2/18/2006
2-Nitrophenol	ND	0.18		mg/Kg-dry	1	2/18/2006
3,3'-Dichlorobenzidine	ND	0.34		mg/Kg-dry	1	2/18/2006
3-Nitroaniline	ND	0.84		mg/Kg-dry	1	2/18/2006
4,6-Dinitro-2-methylphenol	ND	0.84		mg/Kg-dry	1	2/18/2006
4-Bromophenyl phenyl ether	ND	0.18		mg/Kg-dry	1	2/18/2006
4-Chloro-3-methylphenol	ND	0.18		mg/Kg-dry	1	2/18/2006
4-Chloroaniline	ND	0.18		mg/Kg-dry	1	2/18/2006
4-Chlorophenyl phenyl ether	ND	0.18		mg/Kg-dry	1	2/18/2006
4-Methylphenol	ND	0.18		mg/Kg-dry	1	2/18/2006
4-Nitroaniline	ND	0.84		mg/Kg-dry	1	2/18/2006
4-Nitrophenol	ND	0.84		mg/Kg-dry	1	2/18/2006
Aniline	ND	0.18		mg/Kg-dry	1	2/18/2006
Benzidine	ND	0.18		mg/Kg-dry	1	2/18/2006
Benzoic acid	ND	0.84		mg/Kg-dry	1	2/18/2006
Benzyl alcohol	ND	0.18		mg/Kg-dry	1	2/18/2006
Bis(2-chloroethoxy)methane	ND	0.18		mg/Kg-dry	1	2/18/2006
Bis(2-chloroethyl)ether	ND	0.18		mg/Kg-dry	1	2/18/2006
Bis(2-ethylhexyl)phthalate	ND	0.18		mg/Kg-dry	1	2/18/2006
Butyl benzyl phthalate	ND	0.18		mg/Kg-dry	1	2/18/2006
Carbazole	ND	0.18		mg/Kg-dry	1	2/18/2006
Di-n-butyl phthalate	ND	0.18		mg/Kg-dry	1	2/18/2006
Di-n-octyl phthalate	ND	0.18		mg/Kg-dry	1	2/18/2006

Qualifiers:	ND - Not Detected at the Reporting Limit	RL - Reporting / Quantitation Limit for the analysis
	J - Analyte detected below quantitation limits	S - Spike Recovery outside accepted recovery limits
	B - Analyte detected in the associated Method Blank	R - RPD outside accepted recovery limits
	HT - Sample received past holding time	E - Value above quantitation range
	* - Non-accredited parameter	H - Holding time exceeded

STAT Analysis Corporation

2255 West Harrison St., Suite B, Chicago, IL 60612-3505

Tel: (312) 733-0551 Fax: (312) 733-2386 STATinfo@STATAnalysis.com

Accreditation Numbers: IEPA ELAP 100445; ORELAP IL300001; AIHA 101160; NVLAP LabCode 101202-0

Report Date: February 21, 2006

Print Date: February 21, 2006

Client:	Environmental Group Services, Ltd.	Client Sample ID:	GP-18 (6-8)
Lab Order:	06020309	Tag Number:	
Project:	Marengo 2	Collection Date:	2/15/2006 8:45:00 AM
Lab ID:	06020309-006B	Matrix:	Soil

Analyses	Result	RL	Qualifier	Units	DF	Date Analyzed
Semivolatile Organic Compounds by GC/MS						
	SW8270C (SW3550B)				Prep Date: 2/17/2006	Analyst: PAB
Dibenzofuran	ND	0.18		mg/Kg-dry	1	2/18/2006
Diethyl phthalate	ND	0.18		mg/Kg-dry	1	2/18/2006
Dimethyl phthalate	ND	0.18		mg/Kg-dry	1	2/18/2006
Hexachlorobenzene	ND	0.18		mg/Kg-dry	1	2/18/2006
Hexachlorobuladiene	ND	0.18		mg/Kg-dry	1	2/18/2006
Hexachlorocyclopentadiene	ND	0.18		mg/Kg-dry	1	2/18/2006
Hexachloroethane	ND	0.18		mg/Kg-dry	1	2/18/2006
Isophorone	ND	0.18		mg/Kg-dry	1	2/18/2006
N-Nitrosodi-n-propylamine	ND	0.18		mg/Kg-dry	1	2/18/2006
N-Nitrosodimethylamine	ND	0.18		mg/Kg-dry	1	2/18/2006
N-Nitrosodiphenylamine	ND	0.18		mg/Kg-dry	1	2/18/2006
Nitrobenzene	ND	0.18		mg/Kg-dry	1	2/18/2006
Pentachlorophenol	ND	0.84		mg/Kg-dry	1	2/18/2006
Phenol	ND	0.18		mg/Kg-dry	1	2/18/2006
Pyridine	ND	0.18		mg/Kg-dry	1	2/18/2006
Cyanide, Total						
	SW9012A				Prep Date: 2/16/2006	Analyst: YZ
Cyanide	ND	0.27		mg/Kg-dry	1	2/17/2006
pH (25 °C)						
	SW9045C				Prep Date: 2/16/2006	Analyst: RW
pH	8.6			pH Units	1	2/16/2006
Percent Moisture						
	D2974				Prep Date: 2/16/2006	Analyst: RW
Percent Moisture	8.29	0.01		wl%	1	2/17/2006

Qualifiers:	ND - Not Detected at the Reporting Limit	RL - Reporting / Quantitation Limit for the analysis
	J - Analyte detected below quantitation limits	S - Spike Recovery outside accepted recovery limits
	B - Analyte detected in the associated Method Blank	R - RPD outside accepted recovery limits
	HT - Sample received past holding time	E - Value above quantitation range
	* - Non-accredited parameter	H - Holding time exceeded

STAT Analysis Corporation

2255 West Harrison St., Suite B, Chicago, IL 60612-3505

Tel: (312) 733-0551 Fax: (312) 733-2386 STATinfo@STATAnalysis.com

Accreditation Numbers: IEPA ELAP 100445; ORELAP IL300001; AIHA 101160; NVLAP LabCode 101202-0

Report Date: February 21, 2006

Print Date: February 21, 2006

Client:	Environmental Group Services, Ltd.	Client Sample ID:	GP-19 (S-7)
Lab Order:	06020309	Tag Number:	
Project:	Marengo 2	Collection Date:	2/15/2006 9:00:00 AM
Lab ID:	06020309-007A	Matrix:	Soil

Analyses	Result	RL	Qualifier	Units	DF	Date Analyzed
Volatile Organic Compounds by GC/MS		SW5035/8260B			Prep Date: 2/16/2006	Analyst: PS
Acetone	ND	0.043		mg/Kg-dry	1	2/18/2006
Benzene	ND	0.0043		mg/Kg-dry	1	2/18/2006
Bromodichloromethane	ND	0.0043		mg/Kg-dry	1	2/18/2006
Bromoform	ND	0.0043		mg/Kg-dry	1	2/18/2006
Bromomethane	ND	0.0087		mg/Kg-dry	1	2/18/2006
2-Butanone	ND	0.0087		mg/Kg-dry	1	2/18/2006
Carbon disulfide	ND	0.0043		mg/Kg-dry	1	2/18/2006
Carbon tetrachloride	ND	0.0043		mg/Kg-dry	1	2/18/2006
Chlorobenzene	ND	0.0043		mg/Kg-dry	1	2/18/2006
Dibromochloromethane	ND	0.0043		mg/Kg-dry	1	2/18/2006
Chloroethane	ND	0.0087		mg/Kg-dry	1	2/18/2006
Chloroform	ND	0.0043		mg/Kg-dry	1	2/18/2006
Chloromethane	ND	0.0087		mg/Kg-dry	1	2/18/2006
1,1-Dichloroethane	ND	0.0043		mg/Kg-dry	1	2/18/2006
1,2-Dichloroethane	ND	0.0043		mg/Kg-dry	1	2/18/2006
1,1-Dichloroethene	ND	0.0043		mg/Kg-dry	1	2/18/2006
cis-1,2-Dichloroethene	ND	0.0043		mg/Kg-dry	1	2/18/2006
trans-1,2-Dichloroethene	ND	0.0043		mg/Kg-dry	1	2/18/2006
1,2-Dichloropropane	ND	0.0043		mg/Kg-dry	1	2/18/2006
cis-1,3-Dichloropropene	ND	0.0043		mg/Kg-dry	1	2/18/2006
trans-1,3-Dichloropropene	ND	0.0043		mg/Kg-dry	1	2/18/2006
Ethylbenzene	ND	0.0043		mg/Kg-dry	1	2/18/2006
2-Hexanone	ND	0.0087		mg/Kg-dry	1	2/18/2006
4-Methyl-2-pentanone	ND	0.0087		mg/Kg-dry	1	2/18/2006
Methylene chloride	ND	0.0087		mg/Kg-dry	1	2/18/2006
Methyl tert-butyl ether	ND	0.0043		mg/Kg-dry	1	2/18/2006
Styrene	ND	0.0043		mg/Kg-dry	1	2/18/2006
1,1,2,2-Tetrachloroethane	ND	0.0043		mg/Kg-dry	1	2/18/2006
Tetrachloroethene	ND	0.0043		mg/Kg-dry	1	2/18/2006
Toluene	0.0076	0.0043		mg/Kg-dry	1	2/18/2006
1,1,1-Trichloroethane	ND	0.0043		mg/Kg-dry	1	2/18/2006
1,1,2-Trichloroethane	ND	0.0043		mg/Kg-dry	1	2/18/2006
Trichloroethene	ND	0.0043		mg/Kg-dry	1	2/18/2006
Vinyl chloride	ND	0.0043		mg/Kg-dry	1	2/18/2006
Xylenes, Total	ND	0.013		mg/Kg-dry	1	2/18/2006

Qualifiers:
 ND - Not Detected at the Reporting Limit
 J - Analyte detected below quantitation limits
 B - Analyte detected in the associated Method Blank
 HT - Sample received past holding time
 * - Non-accredited parameter

RL - Reporting / Quantitation Limit for the analysis
 S - Spike Recovery outside accepted recovery limits
 R - RPD outside accepted recovery limits
 E - Value above quantitation range
 H - Holding time exceeded

STAT Analysis Corporation

2255 West Harrison St., Suite B, Chicago, IL 60612-3505

Tel: (312) 733-0551 Fax: (312) 733-2386 STATinfo@STATAnalysis.com

Accreditation Numbers: IEPA ELAP 100445; ORELAP IL300001; AIHA 101160; NVLAP LabCode 101202-0

Report Date: February 21, 2006

Print Date: February 21, 2006

Client:	Environmental Group Services, Ltd.	Client Sample ID:	GP-19 (5-7)
Lab Order:	06020309	Tag Number:	
Project:	Marengo 2	Collection Date:	2/15/2006 9:00:00 AM
Lab ID:	06020309-007B	Matrix:	Soil

Analyses	Result	RL	Qualifier	Units	DF	Date Analyzed
PCBs						
	SW8082 (SW3550B)				Prep Date: 2/16/2006	Analyst: ERP
Aroclor 1016	ND	0.087		mg/Kg-dry	1	2/19/2006
Aroclor 1221	ND	0.087		mg/Kg-dry	1	2/19/2006
Aroclor 1232	ND	0.087		mg/Kg-dry	1	2/19/2006
Aroclor 1242	ND	0.087		mg/Kg-dry	1	2/19/2006
Aroclor 1248	ND	0.087		mg/Kg-dry	1	2/19/2006
Aroclor 1254	ND	0.087		mg/Kg-dry	1	2/19/2006
Aroclor 1260	ND	0.087		mg/Kg-dry	1	2/19/2006
Pesticides						
	SW8081 (SW3550B)				Prep Date: 2/16/2006	Analyst: ERP
4,4'-DDD	ND	0.0036		mg/Kg-dry	1	2/19/2006
4,4'-DDE	ND	0.0036		mg/Kg-dry	1	2/19/2006
4,4'-DDT	ND	0.0036		mg/Kg-dry	1	2/19/2006
Aldrin	ND	0.0017		mg/Kg-dry	1	2/19/2006
alpha-BHC	ND	0.0017		mg/Kg-dry	1	2/19/2006
alpha-Chlordane	ND	0.0017		mg/Kg-dry	1	2/19/2006
beta-BHC	ND	0.0017		mg/Kg-dry	1	2/19/2006
Chlordane	ND	0.087		mg/Kg-dry	1	2/19/2006
delta-BHC	ND	0.0017		mg/Kg-dry	1	2/19/2006
Dieldrin	ND	0.0036		mg/Kg-dry	1	2/19/2006
Endosulfan I	ND	0.0017		mg/Kg-dry	1	2/19/2006
Endosulfan II	ND	0.0036		mg/Kg-dry	1	2/19/2006
Endosulfan sulfate	ND	0.0036		mg/Kg-dry	1	2/19/2006
Endrin	ND	0.0036		mg/Kg-dry	1	2/19/2006
Endrin aldehyde	ND	0.0036		mg/Kg-dry	1	2/19/2006
Endrin ketone	ND	0.0036		mg/Kg-dry	1	2/19/2006
gamma-BHC	ND	0.0017		mg/Kg-dry	1	2/19/2006
gamma-Chlordane	ND	0.0017		mg/Kg-dry	1	2/19/2006
Heptachlor	ND	0.0017		mg/Kg-dry	1	2/19/2006
Heptachlor epoxide	ND	0.0017		mg/Kg-dry	1	2/19/2006
Methoxychlor	ND	0.0017		mg/Kg-dry	1	2/19/2006
Toxaphene	ND	0.11		mg/Kg-dry	1	2/19/2006
Mercury						
	SW7471A				Prep Date: 2/16/2006	Analyst: JG
Mercury	ND	0.027		mg/Kg-dry	1	2/16/2006
Metals by ICP/MS						
	SW6020 (SW3050B)				Prep Date: 2/16/2006	Analyst: JG
Aluminum	5600	110		mg/Kg-dry	50	2/17/2006
Antimony	ND	2.2		mg/Kg-dry	10	2/16/2006
Arsenic	2	1.1		mg/Kg-dry	10	2/16/2006
Barium	21	1.1		mg/Kg-dry	10	2/16/2006

Qualifiers: ND - Not Detected at the Reporting Limit
 J - Analyte detected below quantitation limits
 B - Analyte detected in the associated Method Blank
 HT - Sample received past holding time
 * - Non-accredited parameter

RL - Reporting / Quantitation Limit for the analysis
 S - Spike Recovery outside accepted recovery limits
 R - RPD outside accepted recovery limits
 E - Value above quantitation range
 H - Holding time exceeded

STAT Analysis Corporation

2255 West Harrison St., Suite B, Chicago, IL 60612-3505

Tel: (312) 733-0551 Fax: (312) 733-2386 STATinfo@STATAnalysis.com

Accreditation Numbers: IEPA ELAP 100445; ORELAP IL300001; AIHA 101160; NVLAP LabCode 101202-0

Report Date: February 21, 2006

Print Date: February 21, 2006

Client:	Environmental Group Services, Ltd.	Client Sample ID:	GP-19 (5-7)
Lab Order:	06020309	Tag Number:	
Project:	Marengo 2	Collection Date:	2/15/2006 9:00:00 AM
Lab ID:	06020309-007B	Matrix:	Soil

Analyses	Result	RL	Qualifier	Units	DF	Date Analyzed
Metals by ICP/MS						
	SW6020 (SW3050B)				Prep Date: 2/16/2006	Analyst: JG
Beryllium	ND	0.54		mg/Kg-dry	10	2/16/2006
Cadmium	ND	0.54		mg/Kg-dry	10	2/16/2006
Calcium	120000	320		mg/Kg-dry	50	2/17/2006
Chromium	9.1	1.1		mg/Kg-dry	10	2/16/2006
Cobalt	3.2	1.1		mg/Kg-dry	10	2/16/2006
Copper	20	2.7		mg/Kg-dry	10	2/16/2006
Iron	10000	160		mg/Kg-dry	50	2/17/2006
Lead	4.3	0.54		mg/Kg-dry	10	2/16/2006
Magnesium	49000	32		mg/Kg-dry	10	2/16/2006
Manganese	280	1.1		mg/Kg-dry	10	2/16/2006
Nickel	9.5	1.1		mg/Kg-dry	10	2/16/2006
Potassium	1100	32		mg/Kg-dry	10	2/16/2006
Selenium	ND	1.1		mg/Kg-dry	10	2/16/2006
Silver	ND	1.1		mg/Kg-dry	10	2/16/2006
Sodium	130	65		mg/Kg-dry	10	2/16/2006
Thallium	ND	1.1		mg/Kg-dry	10	2/16/2006
Vanadium	14	1.1		mg/Kg-dry	10	2/16/2006
Zinc	17	5.4		mg/Kg-dry	10	2/16/2006
Polynuclear Aromatic Hydrocarbons						
	SW8270C-SIM (SW3550B)				Prep Date: 2/18/2006	Analyst: VS
Acenaphthene	ND	0.027		mg/Kg-dry	1	2/18/2006
Acenaphthylene	ND	0.027		mg/Kg-dry	1	2/18/2006
Anthracene	ND	0.027		mg/Kg-dry	1	2/18/2006
Benz(a)anthracene	ND	0.027		mg/Kg-dry	1	2/18/2006
Benzo(a)pyrene	ND	0.027		mg/Kg-dry	1	2/18/2006
Benzo(b)fluoranthene	ND	0.027		mg/Kg-dry	1	2/18/2006
Benzo(g,h,i)perylene	ND	0.027		mg/Kg-dry	1	2/18/2006
Benzo(k)fluoranthene	ND	0.027		mg/Kg-dry	1	2/18/2006
Chrysene	ND	0.027		mg/Kg-dry	1	2/18/2006
Dibenz(a,h)anthracene	ND	0.027		mg/Kg-dry	1	2/18/2006
Fluoranthene	ND	0.027		mg/Kg-dry	1	2/18/2006
Fluorene	ND	0.027		mg/Kg-dry	1	2/18/2006
Indeno(1,2,3-cd)pyrene	ND	0.027		mg/Kg-dry	1	2/18/2006
Naphthalene	ND	0.027		mg/Kg-dry	1	2/18/2006
Phenanthrene	ND	0.027		mg/Kg-dry	1	2/18/2006
Pyrene	ND	0.027		mg/Kg-dry	1	2/18/2006
Semivolatile Organic Compounds by GC/MS						
	SW8270C (SW3550B)				Prep Date: 2/17/2006	Analyst: PAB
1,2,4-Trichlorobenzene	ND	0.18		mg/Kg-dry	1	2/18/2006

Qualifiers:	ND - Not Detected at the Reporting Limit	RL - Reporting / Quantitation Limit for the analysis
	J - Analyte detected below quantitation limits	S - Spike Recovery outside accepted recovery limits
	B - Analyte detected in the associated Method Blank	R - RPD outside accepted recovery limits
	HT - Sample received past holding time	E - Value above quantitation range
	* - Non-accredited parameter	H - Holding time exceeded

STAT Analysis Corporation

2255 West Harrison St., Suite B, Chicago, IL 60612-3505

Tel: (312) 733-0551 Fax: (312) 733-2386 STATinfo@STATAnalysis.com

Accreditation Numbers: IEPA ELAP 100445; ORELAP IL300001; AIHA 101160; NVLAP LabCode 101202-0

Report Date: February 21, 2006

Print Date: February 21, 2006

Client: Environmental Group Services, Ltd.	Client Sample ID: GP-19 (5-7)
Lab Order: 06020309	Tag Number:
Project: Marengo 2	Collection Date: 2/15/2006 9:00:00 AM
Lab ID: 06020309-007B	Matrix: Soil

Analyses	Result	RL	Qualifier	Units	DF	Date Analyzed
Semivolatile Organic Compounds by GC/MS		SW8270C (SW3550B)		Prep Date: 2/17/2006		Analyst: PAB
1,2-Dichlorobenzene	ND	0.18		mg/Kg-dry	1	2/18/2006
1,3-Dichlorobenzene	ND	0.18		mg/Kg-dry	1	2/18/2006
1,4-Dichlorobenzene	ND	0.18		mg/Kg-dry	1	2/18/2006
2, 2'-oxybis(1-Chloropropane	ND	0.18		mg/Kg-dry	1	2/18/2006
2,4,5-Trichlorophenol	ND	0.36		mg/Kg-dry	1	2/18/2006
2,4,6-Trichlorophenol	ND	0.18		mg/Kg-dry	1	2/18/2006
2,4-Dichlorophenol	ND	0.18		mg/Kg-dry	1	2/18/2006
2,4-Dimethylphenol	ND	0.18		mg/Kg-dry	1	2/18/2006
2,4-Dinitrophenol	ND	0.87		mg/Kg-dry	1	2/18/2006
2,4-Dinitrotoluene	ND	0.18		mg/Kg-dry	1	2/18/2006
2,6-Dinitrotoluene	ND	0.18		mg/Kg-dry	1	2/18/2006
2-Chloronaphthalene	ND	0.18		mg/Kg-dry	1	2/18/2006
2-Chlorophenol	ND	0.18		mg/Kg-dry	1	2/18/2006
2-Methylnaphthalene	ND	0.18		mg/Kg-dry	1	2/18/2006
2-Methylphenol	ND	0.18		mg/Kg-dry	1	2/18/2006
2-Nitroaniline	ND	0.87		mg/Kg-dry	1	2/18/2006
2-Nitrophenol	ND	0.18		mg/Kg-dry	1	2/18/2006
3,3'-Dichlorobenzidine	ND	0.36		mg/Kg-dry	1	2/18/2006
3-Nitroaniline	ND	0.87		mg/Kg-dry	1	2/18/2006
4,6-Dinitro-2-methylphenol	ND	0.87		mg/Kg-dry	1	2/18/2006
4-Bromophenyl phenyl ether	ND	0.18		mg/Kg-dry	1	2/18/2006
4-Chloro-3-methylphenol	ND	0.18		mg/Kg-dry	1	2/18/2006
4-Chloroaniline	ND	0.18		mg/Kg-dry	1	2/18/2006
4-Chlorophenyl phenyl ether	ND	0.18		mg/Kg-dry	1	2/18/2006
4-Methylphenol	ND	0.18		mg/Kg-dry	1	2/18/2006
4-Nitroaniline	ND	0.87		mg/Kg-dry	1	2/18/2006
4-Nitrophenol	ND	0.87		mg/Kg-dry	1	2/18/2006
Aniline	ND	0.18		mg/Kg-dry	1	2/18/2006
Benzidine	ND	0.18		mg/Kg-dry	1	2/18/2006
Benzoic acid	ND	0.87		mg/Kg-dry	1	2/18/2006
Benzyl alcohol	ND	0.18		mg/Kg-dry	1	2/18/2006
Bis(2-chloroethoxy)methane	ND	0.18		mg/Kg-dry	1	2/18/2006
Bis(2-chloroethyl)ether	ND	0.18		mg/Kg-dry	1	2/18/2006
Bis(2-ethylhexyl)phthalate	ND	0.18		mg/Kg-dry	1	2/18/2006
Butyl benzyl phthalate	ND	0.18		mg/Kg-dry	1	2/18/2006
Carbazole	ND	0.18		mg/Kg-dry	1	2/18/2006
Di-n-butyl phthalate	ND	0.18		mg/Kg-dry	1	2/18/2006
Di-n-octyl phthalate	ND	0.18		mg/Kg-dry	1	2/18/2006

Qualifiers: ND - Not Detected at the Reporting Limit
 J - Analyte detected below quantitation limits
 B - Analyte detected in the associated Method Blank
 HT - Sample received past holding time
 * - Non-accredited parameter

RL - Reporting / Quantitation Limit for the analysis
 S - Spike Recovery outside accepted recovery limits
 R - RPD outside accepted recovery limits
 E - Value above quantitation range
 H - Holding time exceeded

STAT Analysis Corporation

2255 West Harrison St., Suite B, Chicago, IL 60612-3505

Tel: (312) 733-0551 Fax: (312) 733-2386 STATinfo@STATAnalysis.com

Accreditation Numbers: IEPA ELAP 100445; ORELAP IL300001; AIHA 101160; NVLAP LabCode 101202-0

Report Date: February 21, 2006

Print Date: February 21, 2006

Client:	Environmental Group Services, Ltd.	Client Sample ID:	GP-19 (5-7)
Lab Order:	06020309	Tag Number:	
Project:	Marengo 2	Collection Date:	2/15/2006 9:00:00 AM
Lab ID:	06020309-007B	Matrix:	Soil

Analyses	Result	RL	Qualifier	Units	DF	Date Analyzed
Semivolatile Organic Compounds by GC/MS						
	SW8270C (SW3550B)				Prep Date: 2/17/2006	Analyst: PAB
Dibenzofuran	ND	0.18		mg/Kg-dry	1	2/18/2006
Diethyl phthalate	ND	0.18		mg/Kg-dry	1	2/18/2006
Dimethyl phthalate	ND	0.18		mg/Kg-dry	1	2/18/2006
Hexachlorobenzene	ND	0.18		mg/Kg-dry	1	2/18/2006
Hexachlorobutadiene	ND	0.18		mg/Kg-dry	1	2/18/2006
Hexachlorocyclopentadiene	ND	0.18		mg/Kg-dry	1	2/18/2006
Hexachloroethane	ND	0.18		mg/Kg-dry	1	2/18/2006
Isophorone	ND	0.18		mg/Kg-dry	1	2/18/2006
N-Nitrosodi-n-propylamine	ND	0.18		mg/Kg-dry	1	2/18/2006
N-Nitrosodimethylamine	ND	0.18		mg/Kg-dry	1	2/18/2006
N-Nitrosodiphenylamine	ND	0.18		mg/Kg-dry	1	2/18/2006
Nitrobenzene	ND	0.18		mg/Kg-dry	1	2/18/2006
Pentachlorophenol	ND	0.87		mg/Kg-dry	1	2/18/2006
Phenol	ND	0.18		mg/Kg-dry	1	2/18/2006
Pyridine	ND	0.18		mg/Kg-dry	1	2/18/2006
Cyanide, Total						
	SW9012A				Prep Date: 2/16/2006	Analyst: YZ
Cyanide	ND	0.28		mg/Kg-dry	1	2/17/2006
pH (25 °C)						
	SW9045C				Prep Date: 2/16/2006	Analyst: RW
pH	8.4			pH Units	1	2/16/2006
Percent Moisture						
	D2974				Prep Date: 2/16/2006	Analyst: RW
Percent Moisture	9.69	0.01		wt%	1	2/17/2006

Qualifiers:	ND - Not Detected at the Reporting Limit	RL - Reporting / Quantitation Limit for the analysis
	J - Analyte detected below quantitation limits	S - Spike Recovery outside accepted recovery limits
	B - Analyte detected in the associated Method Blank	R - RPD outside accepted recovery limits
	HT - Sample received past holding time	E - Value above quantitation range
	* - Non-accredited parameter	H - Holding time exceeded

STAT Analysis Corporation

2255 West Harrison St., Suite B, Chicago, IL 60612-3505

Tel: (312) 733-0551 Fax: (312) 733-2386 STATinfo@STATAnalysis.com

Accreditation Numbers: IEPA ELAP 100445; ORELAP IL300001; AIHA 101160; NVLAP LabCode 101202-0

Report Date: February 21, 2006

Print Date: February 21, 2006

Client:	Environmental Group Services, Ltd.	Client Sample ID:	GP-20 (4-5)
Lab Order:	06020309	Tag Number:	
Project:	Marengo 2	Collection Date:	2/15/2006 9:30:00 AM
Lab ID:	06020309-00SA	Matrix:	Soil

Analyses	Result	RL	Qualifier	Units	DF	Date Analyzed
Volatile Organic Compounds by GC/MS		SW5035/8260B			Prep Date: 2/16/2006	Analyst: PS
Acetone	ND	0.05		mg/Kg-dry	1	2/18/2006
Benzene	ND	0.005		mg/Kg-dry	1	2/18/2006
Bromodichloromethane	ND	0.005		mg/Kg-dry	1	2/18/2006
Bromoform	ND	0.005		mg/Kg-dry	1	2/18/2006
Bromomethane	ND	0.0099		mg/Kg-dry	1	2/18/2006
2-Butanone	ND	0.0099		mg/Kg-dry	1	2/18/2006
Carbon disulfide	ND	0.005		mg/Kg-dry	1	2/18/2006
Carbon tetrachloride	ND	0.005		mg/Kg-dry	1	2/18/2006
Chlorobenzene	ND	0.005		mg/Kg-dry	1	2/18/2006
Dibromochloromethane	ND	0.005		mg/Kg-dry	1	2/18/2006
Chloroethane	ND	0.0099		mg/Kg-dry	1	2/18/2006
Chloroform	0.0055	0.005		mg/Kg-dry	1	2/18/2006
Chloromethane	ND	0.0099		mg/Kg-dry	1	2/18/2006
1,1-Dichloroethane	0.035	0.005		mg/Kg-dry	1	2/18/2006
1,2-Dichloroethane	ND	0.005		mg/Kg-dry	1	2/18/2006
1,1-Dichloroethene	ND	0.005		mg/Kg-dry	1	2/18/2006
cis-1,2-Dichloroethene	ND	0.005		mg/Kg-dry	1	2/18/2006
trans-1,2-Dichloroethene	ND	0.005		mg/Kg-dry	1	2/18/2006
1,2-Dichloropropane	ND	0.005		mg/Kg-dry	1	2/18/2006
cis-1,3-Dichloropropene	ND	0.005		mg/Kg-dry	1	2/18/2006
trans-1,3-Dichloropropene	ND	0.005		mg/Kg-dry	1	2/18/2006
Ethylbenzene	ND	0.005		mg/Kg-dry	1	2/18/2006
2-Hexanone	ND	0.0099		mg/Kg-dry	1	2/18/2006
4-Methyl-2-pentanone	ND	0.0099		mg/Kg-dry	1	2/18/2006
Methylene chloride	ND	0.0099		mg/Kg-dry	1	2/18/2006
Methyl tert-butyl ether	ND	0.005		mg/Kg-dry	1	2/18/2006
Styrene	ND	0.005		mg/Kg-dry	1	2/18/2006
1,1,2,2-Tetrachloroethane	ND	0.005		mg/Kg-dry	1	2/18/2006
Tetrachloroethene	0.13	0.005		mg/Kg-dry	1	2/18/2006
Toluene	ND	0.005		mg/Kg-dry	1	2/18/2006
1,1,1-Trichloroethane	0.25	0.005		mg/Kg-dry	1	2/18/2006
1,1,2-Trichloroethane	ND	0.005		mg/Kg-dry	1	2/18/2006
Trichloroethene	0.0069	0.005		mg/Kg-dry	1	2/18/2006
Vinyl chloride	ND	0.005		mg/Kg-dry	1	2/18/2006
Xylenes, Total	ND	0.015		mg/Kg-dry	1	2/18/2006

Qualifiers:	ND - Not Detected at the Reporting Limit	RL - Reporting / Quantitation Limit for the analysis
	J - Analyte detected below quantitation limits	S - Spike Recovery outside accepted recovery limits
	B - Analyte detected in the associated Method Blank	R - RPD outside accepted recovery limits
	HT - Sample received past holding time	E - Value above quantitation range
	* - Non-accredited parameter	H - Holding time exceeded

STAT Analysis Corporation

2255 West Harrison St., Suite B, Chicago, IL 60612-3505

Tel: (312) 733-0551 Fax: (312) 733-2386 STATinfo@STATAnalysis.com

Accreditation Numbers: IEPA ELAP 100445; ORELAP IL300001; AIHA 101160; NVLAP LabCode 101202-0

Report Date: February 21, 2006

Print Date: February 21, 2006

Client:	Environmental Group Services, Ltd.	Client Sample ID:	GP-20 (4-5)
Lab Order:	06020309	Tag Number:	
Project:	Marengo 2	Collection Date:	2/15/2006 9:30:00 AM
Lab ID:	06020309-008B	Matrix:	Soil

Analyses	Result	RL	Qualifier	Units	DF	Date Analyzed
PCBs						
	SW8082 (SW3550B)			Prep Date: 2/16/2006		Analyst: ERP
Aroclor 1016	ND	0.08		mg/Kg-dry	1	2/19/2006
Aroclor 1221	ND	0.08		mg/Kg-dry	1	2/19/2006
Aroclor 1232	ND	0.08		mg/Kg-dry	1	2/19/2006
Aroclor 1242	ND	0.08		mg/Kg-dry	1	2/19/2006
Aroclor 1248	ND	0.08		mg/Kg-dry	1	2/19/2006
Aroclor 1254	ND	0.08		mg/Kg-dry	1	2/19/2006
Aroclor 1260	ND	0.08		mg/Kg-dry	1	2/19/2006
Pesticides						
	SW8081 (SW3550B)			Prep Date: 2/16/2006		Analyst: ERP
4,4'-DDD	ND	0.0033		mg/Kg-dry	1	2/19/2006
4,4'-DDE	ND	0.0033		mg/Kg-dry	1	2/19/2006
4,4'-DDT	ND	0.0033		mg/Kg-dry	1	2/19/2006
Aldrin	ND	0.0016		mg/Kg-dry	1	2/19/2006
alpha-BHC	ND	0.0016		mg/Kg-dry	1	2/19/2006
alpha-Chlordane	ND	0.0016		mg/Kg-dry	1	2/19/2006
beta-BHC	ND	0.0016		mg/Kg-dry	1	2/19/2006
Chlordane	ND	0.08		mg/Kg-dry	1	2/19/2006
delta-BHC	ND	0.0016		mg/Kg-dry	1	2/19/2006
Dieldrin	ND	0.0033		mg/Kg-dry	1	2/19/2006
Endosulfan I	ND	0.0016		mg/Kg-dry	1	2/19/2006
Endosulfan II	ND	0.0033		mg/Kg-dry	1	2/19/2006
Endosulfan sulfate	ND	0.0033		mg/Kg-dry	1	2/19/2006
Endrin	ND	0.0033		mg/Kg-dry	1	2/19/2006
Endrin aldehyde	ND	0.0033		mg/Kg-dry	1	2/19/2006
Endrin ketone	ND	0.0033		mg/Kg-dry	1	2/19/2006
gamma-BHC	ND	0.0016		mg/Kg-dry	1	2/19/2006
gamma-Chlordane	ND	0.0016		mg/Kg-dry	1	2/19/2006
Heptachlor	ND	0.0016		mg/Kg-dry	1	2/19/2006
Heptachlor epoxide	ND	0.0016		mg/Kg-dry	1	2/19/2006
Methoxychlor	ND	0.0016		mg/Kg-dry	1	2/19/2006
Toxaphene	ND	0.1		mg/Kg-dry	1	2/19/2006
Mercury						
	SW7471A			Prep Date: 2/16/2006		Analyst: JG
Mercury	ND	0.025		mg/Kg-dry	1	2/16/2006
Metals by ICP/MS						
	SW6020 (SW3050B)			Prep Date: 2/16/2006		Analyst: JG
Aluminum	130	97		mg/Kg-dry	50	2/17/2006
Antimony	ND	1.9		mg/Kg-dry	10	2/16/2006
Arsenic	ND	0.97		mg/Kg-dry	10	2/16/2006
Barium	6.4	0.97		mg/Kg-dry	10	2/16/2006

Qualifiers:
 ND - Not Detected at the Reporting Limit
 J - Analyte detected below quantitation limits
 B - Analyte detected in the associated Method Blank
 HT - Sample received past holding time
 * - Non-accredited parameter

RL - Reporting / Quantitation Limit for the analysis
 S - Spike Recovery outside accepted recovery limits
 R - RPD outside accepted recovery limits
 E - Value above quantitation range
 H - Holding time exceeded

STAT Analysis Corporation

2255 West Harrison St., Suite B, Chicago, IL 60612-3505

Tel: (312) 733-0551 Fax: (312) 733-2386 STATinfo@STATAnalysis.com

Accreditation Numbers: IEPA ELAP 100445; ORELAP IL300001; AIHA 101160; NVLAP LabCode 101202-0

Report Date: February 21, 2006

Print Date: February 21, 2006

Client:	Environmental Group Services, Ltd.	Client Sample ID:	GP-20 (4-5)
Lab Order:	06020309	Tag Number:	
Project:	Marengo 2	Collection Date:	2/15/2006 9:30:00 AM
Lab ID:	06020309-008B	Matrix:	Soil

Analyses	Result	RL	Qualifier	Units	DF	Date Analyzed
Metals by ICP/MS						
	SW6020 (SW3050B)		Prep Date: 2/16/2006		Analyst: JG	
Beryllium	ND	0.48		mg/Kg-dry	10	2/16/2006
Cadmium	ND	0.48		mg/Kg-dry	10	2/16/2006
Calcium	260	58		mg/Kg-dry	10	2/16/2006
Chromium	ND	0.97		mg/Kg-dry	10	2/16/2006
Cobalt	40	0.97		mg/Kg-dry	10	2/16/2006
Copper	ND	2.4		mg/Kg-dry	10	2/16/2006
Iron	310	150		mg/Kg-dry	50	2/17/2006
Lead	1.1	0.48		mg/Kg-dry	10	2/16/2006
Magnesium	31	29		mg/Kg-dry	10	2/16/2006
Manganese	ND	0.97		mg/Kg-dry	10	2/16/2006
Nickel	120	0.97		mg/Kg-dry	10	2/16/2006
Potassium	ND	29		mg/Kg-dry	10	2/16/2006
Selenium	ND	0.97		mg/Kg-dry	10	2/16/2006
Silver	ND	0.97		mg/Kg-dry	10	2/16/2006
Sodium	ND	58		mg/Kg-dry	10	2/16/2006
Thallium	ND	0.97		mg/Kg-dry	10	2/16/2006
Vanadium	ND	0.97		mg/Kg-dry	10	2/16/2006
Zinc	ND	4.8		mg/Kg-dry	10	2/16/2006
Polynuclear Aromatic Hydrocarbons						
	SW8270C-SIM (SW3550B)		Prep Date: 2/18/2006		Analyst: VS	
Acenaphthene	ND	0.026		mg/Kg-dry	1	2/18/2006
Acenaphthylene	ND	0.026		mg/Kg-dry	1	2/18/2006
Anthracene	ND	0.026		mg/Kg-dry	1	2/18/2006
Benz(a)anthracene	ND	0.026		mg/Kg-dry	1	2/18/2006
Benzo(a)pyrene	ND	0.026		mg/Kg-dry	1	2/18/2006
Benzo(b)fluoranthene	ND	0.026		mg/Kg-dry	1	2/18/2006
Benzo(g,h,i)perylene	ND	0.026		mg/Kg-dry	1	2/18/2006
Benzo(k)fluoranthene	ND	0.026		mg/Kg-dry	1	2/18/2006
Chrysene	ND	0.026		mg/Kg-dry	1	2/18/2006
Dibenz(a,h)anthracene	ND	0.026		mg/Kg-dry	1	2/18/2006
Fluoranthene	ND	0.026		mg/Kg-dry	1	2/18/2006
Fluorene	ND	0.026		mg/Kg-dry	1	2/18/2006
Indeno(1,2,3-cd)pyrene	ND	0.026		mg/Kg-dry	1	2/18/2006
Naphthalene	ND	0.026		mg/Kg-dry	1	2/18/2006
Phenanthrene	ND	0.026		mg/Kg-dry	1	2/18/2006
Pyrene	ND	0.026		mg/Kg-dry	1	2/18/2006
Semivolatile Organic Compounds by GC/MS						
	SW8270C (SW3550B)		Prep Date: 2/17/2006		Analyst: PAB	
1,2,4-Trichlorobenzene	ND	0.18		mg/Kg-dry	1	2/19/2006

Qualifiers: ND - Not Detected at the Reporting Limit
 J - Analyte detected below quantitation limits
 B - Analyte detected in the associated Method Blank
 HT - Sample received past holding time
 * - Non-accredited parameter

RL - Reporting / Quantitation Limit for the analysis
 S - Spike Recovery outside accepted recovery limits
 R - RPD outside accepted recovery limits
 E - Value above quantitation range
 H - Holding time exceeded

STAT Analysis Corporation

2255 West Harrison St., Suite B, Chicago, IL 60612-3505

Tel: (312) 733-0551 Fax: (312) 733-2386 STATinfo@STATAnalysis.com

Accreditation Numbers: IEPA ELAP 100445; ORELAP IL300001; AIHA 101160; NVLAP LabCode 101202-0

Report Date: February 21, 2006

Print Date: February 21, 2006

Client:	Environmental Group Services, Ltd.	Client Sample ID:	GP-20 (4-5)
Lab Order:	06020309	Tag Number:	
Project:	Marengo 2	Collection Date:	2/15/2006 9:30:00 AM
Lab ID:	06020309-008B	Matrix:	Soil

Analyses	Result	RL	Qualifier	Units	DF	Date Analyzed
Semivolatile Organic Compounds by GC/MS						
		SW8270C (SW3550B)			Prep Date: 2/17/2006	Analyst: PAB
1,2-Dichlorobenzene	ND	0.18		mg/Kg-dry	1	2/19/2006
1,3-Dichlorobenzene	ND	0.18		mg/Kg-dry	1	2/19/2006
1,4-Dichlorobenzene	ND	0.18		mg/Kg-dry	1	2/19/2006
2, 2'-oxybis(1-Chloropropane)	ND	0.18		mg/Kg-dry	1	2/19/2006
2,4,5-Trichlorophenol	ND	0.34		mg/Kg-dry	1	2/19/2006
2,4,6-Trichlorophenol	ND	0.18		mg/Kg-dry	1	2/19/2006
2,4-Dichlorophenol	ND	0.18		mg/Kg-dry	1	2/19/2006
2,4-Dimethylphenol	ND	0.18		mg/Kg-dry	1	2/19/2006
2,4-Dinitrophenol	ND	0.82		mg/Kg-dry	1	2/19/2006
2,4-Dinitrotoluene	ND	0.18		mg/Kg-dry	1	2/19/2006
2,6-Dinitrotoluene	ND	0.18		mg/Kg-dry	1	2/19/2006
2-Chloronaphthalene	ND	0.18		mg/Kg-dry	1	2/19/2006
2-Chlorophenol	ND	0.18		mg/Kg-dry	1	2/19/2006
2-Methylnaphthalene	ND	0.18		mg/Kg-dry	1	2/19/2006
2-Methylphenol	ND	0.18		mg/Kg-dry	1	2/19/2006
2-Nitroaniline	ND	0.82		mg/Kg-dry	1	2/19/2006
2-Nitrophenol	ND	0.18		mg/Kg-dry	1	2/19/2006
3,3'-Dichlorobenzidine	ND	0.34		mg/Kg-dry	1	2/19/2006
3-Nitroaniline	ND	0.82		mg/Kg-dry	1	2/19/2006
4,6-Dinitro-2-methylphenol	ND	0.82		mg/Kg-dry	1	2/19/2006
4-Bromophenyl phenyl ether	ND	0.18		mg/Kg-dry	1	2/19/2006
4-Chloro-3-methylphenol	ND	0.18		mg/Kg-dry	1	2/19/2006
4-Chloroaniline	ND	0.18		mg/Kg-dry	1	2/19/2006
4-Chlorophenyl phenyl ether	ND	0.18		mg/Kg-dry	1	2/19/2006
4-Methylphenol	ND	0.18		mg/Kg-dry	1	2/19/2006
4-Nitroaniline	ND	0.82		mg/Kg-dry	1	2/19/2006
4-Nitrophenol	ND	0.82		mg/Kg-dry	1	2/19/2006
Aniline	ND	0.18		mg/Kg-dry	1	2/19/2006
Benzidine	ND	0.18		mg/Kg-dry	1	2/19/2006
Benzoic acid	ND	0.82		mg/Kg-dry	1	2/19/2006
Benzyl alcohol	ND	0.18		mg/Kg-dry	1	2/19/2006
Bis(2-chloroethoxy)methane	ND	0.18		mg/Kg-dry	1	2/19/2006
Bis(2-chloroethyl)ether	ND	0.18		mg/Kg-dry	1	2/19/2006
Bis(2-ethylhexyl)phthalate	ND	0.18		mg/Kg-dry	1	2/19/2006
Butyl benzyl phthalate	ND	0.18		mg/Kg-dry	1	2/19/2006
Carbazole	ND	0.18		mg/Kg-dry	1	2/19/2006
Di-n-butyl phthalate	ND	0.18		mg/Kg-dry	1	2/19/2006
Di-n-octyl phthalate	ND	0.18		mg/Kg-dry	1	2/19/2006

Qualifiers:

ND - Not Detected at the Reporting Limit

J - Analyte detected below quantitation limits

B - Analyte detected in the associated Method Blank

HT - Sample received past holding time

* - Non-accredited parameter

RL - Reporting / Quantitation Limit for the analysis

S - Spike Recovery outside accepted recovery limits

R - RPD outside accepted recovery limits

E - Value above quantitation range

H - Holding time exceeded

STAT Analysis Corporation

2255 West Harrison St., Suite B, Chicago, IL 60612-3505

Tel: (312) 733-0551 Fax: (312) 733-2386 STATinfo@STATAnalysis.com

Accreditation Numbers: IEPA ELAP 100445; ORELAP IL300001; AIHA 101160; NVLAP LabCode 101202-0

Report Date: February 21, 2006

Print Date: February 21, 2006

Client:	Environmental Group Services, Ltd.	Client Sample ID:	GP-20 (4-5)
Lab Order:	06020309	Tag Number:	
Project:	Marengo 2	Collection Date:	2/15/2006 9:30:00 AM
Lab ID:	06020309-008B	Matrix:	Soil

Analyses	Result	RL	Qualifier	Units	DF	Date Analyzed
Semivolatile Organic Compounds by GC/MS						
	SW8270C (SW3550B)				Prep Date: 2/17/2006	Analyst: PAB
Dibenzofuran	ND	0.18		mg/Kg-dry	1	2/19/2006
Diethyl phthalate	ND	0.18		mg/Kg-dry	1	2/19/2006
Dimethyl phthalate	ND	0.18		mg/Kg-dry	1	2/19/2006
Hexachlorobenzene	ND	0.18		mg/Kg-dry	1	2/19/2006
Hexachlorobutadiene	ND	0.18		mg/Kg-dry	1	2/19/2006
Hexachlorocyclopentadiene	ND	0.18		mg/Kg-dry	1	2/19/2006
Hexachloroethane	ND	0.18		mg/Kg-dry	1	2/19/2006
Isophorone	ND	0.18		mg/Kg-dry	1	2/19/2006
N-Nitrosodi-n-propylamine	ND	0.18		mg/Kg-dry	1	2/19/2006
N-Nitrosodimethylamine	ND	0.18		mg/Kg-dry	1	2/19/2006
N-Nitrosodiphenylamine	ND	0.18		mg/Kg-dry	1	2/19/2006
Nitrobenzene	ND	0.18		mg/Kg-dry	1	2/19/2006
Pentachlorophenol	ND	0.82		mg/Kg-dry	1	2/19/2006
Phenol	ND	0.18		mg/Kg-dry	1	2/19/2006
Pyridine	ND	0.18		mg/Kg-dry	1	2/19/2006
Cyanide, Total						
	SW9012A				Prep Date: 2/16/2006	Analyst: YZ
Cyanide	ND	0.26		mg/Kg-dry	1	2/17/2006
pH (25 °C)						
	SW9045C				Prep Date: 2/16/2006	Analyst: RW
pH	7.8			pH Units	1	2/16/2006
Percent Moisture						
	D2974				Prep Date: 2/16/2006	Analyst: RW
Percent Moisture	3.38	0.01		wt%	1	2/17/2006

Qualifiers:

ND - Not Detected at the Reporting Limit
 J - Analyte detected below quantitation limits
 B - Analyte detected in the associated Method Blank
 HT - Sample received past holding time
 * - Non-accredited parameter

RL - Reporting / Quantitation Limit for the analysis
 S - Spike Recovery outside accepted recovery limits
 R - RPD outside accepted recovery limits
 E - Value above quantitation range
 H - Holding time exceeded

STAT Analysis Corporation

2255 West Harrison St., Suite B, Chicago, IL 60612-3505

Tel: (312) 733-0551 Fax: (312) 733-2386 STATinfo@STATAnalysis.com

Accreditation Numbers: IEPA ELAP 100445; ORELAP IL300001; AIHA 101160; NYLAP LabCode 101202-0

Report Date: February 21, 2006

Print Date: February 21, 2006

Client:	Environmental Group Services, Ltd.	Client Sample ID:	GP-21 (5-6)
Lab Order:	06020309	Tag Number:	
Project:	Marengo 2	Collection Date:	2/15/2006 9:45:00 AM
Lab ID:	06020309-009A	Matrix:	Soil

Analyses	Result	RL	Qualifier	Units	DF	Date Analyzed
Volatile Organic Compounds by GC/MS		SW5035/8260B		Prep Date: 2/16/2006		Analyst: PS
Acelone	ND	0.044		mg/Kg-dry	1	2/18/2006
Benzene	0.0057	0.0044		mg/Kg-dry	1	2/18/2006
Bromodichloromethane	ND	0.0044		mg/Kg-dry	1	2/18/2006
Bromoform	ND	0.0044		mg/Kg-dry	1	2/18/2006
Bromomethane	ND	0.0088		mg/Kg-dry	1	2/18/2006
2-Butanone	ND	0.0088		mg/Kg-dry	1	2/18/2006
Carbon disulfide	ND	0.0044		mg/Kg-dry	1	2/18/2006
Carbon tetrachloride	ND	0.0044		mg/Kg-dry	1	2/18/2006
Chlorobenzene	ND	0.0044		mg/Kg-dry	1	2/18/2006
Dibromochloromethane	ND	0.0044		mg/Kg-dry	1	2/18/2006
Chloroethane	ND	0.0088		mg/Kg-dry	1	2/18/2006
Chloroform	ND	0.0044		mg/Kg-dry	1	2/18/2006
Chloromethane	ND	0.0088		mg/Kg-dry	1	2/18/2006
1,1-Dichloroethane	ND	0.0044		mg/Kg-dry	1	2/18/2006
1,2-Dichloroethane	ND	0.0044		mg/Kg-dry	1	2/18/2006
1,1-Dichloroethene	ND	0.0044		mg/Kg-dry	1	2/18/2006
cis-1,2-Dichloroethene	ND	0.0044		mg/Kg-dry	1	2/18/2006
trans-1,2-Dichloroethene	ND	0.0044		mg/Kg-dry	1	2/18/2006
1,2-Dichloropropane	ND	0.0044		mg/Kg-dry	1	2/18/2006
cis-1,3-Dichloropropene	ND	0.0044		mg/Kg-dry	1	2/18/2006
trans-1,3-Dichloropropene	ND	0.0044		mg/Kg-dry	1	2/18/2006
Ethylbenzene	0.0047	0.0044		mg/Kg-dry	1	2/18/2006
2-Hexanone	ND	0.0088		mg/Kg-dry	1	2/18/2006
4-Methyl-2-pentanone	ND	0.0088		mg/Kg-dry	1	2/18/2006
Methylene chloride	ND	0.0088		mg/Kg-dry	1	2/18/2006
Methyl tert-butyl ether	ND	0.0044		mg/Kg-dry	1	2/18/2006
Styrene	ND	0.0044		mg/Kg-dry	1	2/18/2006
1,1,2,2-Tetrachloroethane	ND	0.0044		mg/Kg-dry	1	2/18/2006
Tetrachloroethene	1.5	0.23		mg/Kg-dry	50	2/18/2006
Toluene	0.011	0.0044		mg/Kg-dry	1	2/18/2006
1,1,1-Trichloroethane	ND	0.0044		mg/Kg-dry	1	2/18/2006
1,1,2-Trichloroethane	ND	0.0044		mg/Kg-dry	1	2/18/2006
Trichloroethene	ND	0.0044		mg/Kg-dry	1	2/18/2006
Vinyl chloride	ND	0.0044		mg/Kg-dry	1	2/18/2006
Xylenes, Total	ND	0.013		mg/Kg-dry	1	2/18/2006

Qualifiers:
 ND - Not Detected at the Reporting Limit
 J - Analyte detected below quantitation limits
 B - Analyte detected in the associated Method Blank
 HT - Sample received past holding time
 * - Non-accredited parameter

RL - Reporting / Quantitation Limit for the analysis
 S - Spike Recovery outside accepted recovery limits
 R - RPD outside accepted recovery limits
 E - Value above quantitation range
 H - Holding time exceeded

STAT Analysis Corporation

2255 West Harrison St., Suite B, Chicago, IL 60612-3505

Tel: (312) 733-0551 Fax: (312) 733-2386 STATinfo@STATAnalysis.com

Accreditation Numbers: IEPA ELAP 100445; ORELAP IL300001; AIHA 101160; NVLAP LabCode I01202-0

Report Date: February 21, 2006

Print Date: February 21, 2006

Client:	Environmental Group Services, Ltd.	Client Sample ID:	GP-21 (5-6)
Lab Order:	06020309	Tag Number:	
Project:	Marengo 2	Collection Date:	2/15/2006 9:45:00 AM
Lab ID:	06020309-009B	Matrix:	Soil

Analyses	Result	RL	Qualifier	Units	DF	Date Analyzed
PCBs						
	SW8082 (SW3550B)				Prep Date: 2/16/2006	Analyst: ERP
Aroclor 1016	ND	0.09		mg/Kg-dry	1	2/19/2006
Aroclor 1221	ND	0.09		mg/Kg-dry	1	2/19/2006
Aroclor 1232	ND	0.09		mg/Kg-dry	1	2/19/2006
Aroclor 1242	ND	0.09		mg/Kg-dry	1	2/19/2006
Aroclor 1248	ND	0.09		mg/Kg-dry	1	2/19/2006
Aroclor 1254	0.17	0.09		mg/Kg-dry	1	2/19/2006
Aroclor 1260	ND	0.09		mg/Kg-dry	1	2/19/2006
Pesticides						
	SW8081 (SW3550B)				Prep Date: 2/16/2006	Analyst: ERP
4,4'-DDD	ND	0.0037		mg/Kg-dry	1	2/19/2006
4,4'-DDE	ND	0.0037		mg/Kg-dry	1	2/19/2006
4,4'-DDT	ND	0.0037		mg/Kg-dry	1	2/19/2006
Aldrin	ND	0.0018		mg/Kg-dry	1	2/19/2006
alpha-BHC	ND	0.0018		mg/Kg-dry	1	2/19/2006
alpha-Chlordane	ND	0.0018		mg/Kg-dry	1	2/19/2006
beta-BHC	ND	0.0018		mg/Kg-dry	1	2/19/2006
Chlordane	ND	0.09		mg/Kg-dry	1	2/19/2006
delta-BHC	ND	0.0018		mg/Kg-dry	1	2/19/2006
Dieldrin	ND	0.0037		mg/Kg-dry	1	2/19/2006
Endosulfan I	ND	0.0018		mg/Kg-dry	1	2/19/2006
Endosulfan II	ND	0.0037		mg/Kg-dry	1	2/19/2006
Endosulfan sulfate	ND	0.0037		mg/Kg-dry	1	2/19/2006
Endrin	ND	0.0037		mg/Kg-dry	1	2/19/2006
Endrin aldehyde	ND	0.0037		mg/Kg-dry	1	2/19/2006
Endrin ketone	ND	0.0037		mg/Kg-dry	1	2/19/2006
gamma-BHC	ND	0.0018		mg/Kg-dry	1	2/19/2006
gamma-Chlordane	ND	0.0018		mg/Kg-dry	1	2/19/2006
Heptachlor	ND	0.0018		mg/Kg-dry	1	2/19/2006
Heptachlor epoxide	ND	0.0018		mg/Kg-dry	1	2/19/2006
Methoxychlor	ND	0.0018		mg/Kg-dry	1	2/19/2006
Toxaphene	ND	0.11		mg/Kg-dry	1	2/19/2006
Mercury						
	SW7471A				Prep Date: 2/16/2006	Analyst: JG
Mercury	ND	0.027		mg/Kg-dry	1	2/16/2006
Metals by ICP/MS						
	SW6020 (SW3050B)				Prep Date: 2/16/2006	Analyst: JG
Aluminum	13000	110		mg/Kg-dry	50	2/17/2006
Antimony	ND	2.2		mg/Kg-dry	10	2/16/2006
Arsenic	6.1	1.1		mg/Kg-dry	10	2/16/2006
Barium	110	1.1		mg/Kg-dry	10	2/16/2006

Qualifiers: ND - Not Detected at the Reporting Limit
 J - Analyte detected below quantitation limits
 B - Analyte detected in the associated Method Blank
 HT - Sample received past holding time
 * - Non-accredited parameter

RL - Reporting / Quantitation Limit for the analysis
 S - Spike Recovery outside accepted recovery limits
 R - RPD outside accepted recovery limits
 E - Value above quantitation range
 H - Holding time exceeded

STAT Analysis Corporation

2255 West Harrison St., Suite B, Chicago, IL 60612-3505

Tel: (312) 733-0551 Fax: (312) 733-2386 STATinfo@STATAnalysis.com

Accreditation Numbers: IEPA ELAP 100445; ORELAP IL300001; AIHA 101160; NVLAP LabCode 101202-0

Report Date: February 21, 2006

Print Date: February 21, 2006

Client:	Environmental Group Services, Ltd.	Client Sample ID:	GP-21 (5-6)
Lab Order:	06020309	Tag Number:	
Project:	Marengo 2	Collection Date:	2/15/2006 9:45:00 AM
Lab ID:	06020309-009B	Matrix:	Soil

Analyses	Result	RL	Qualifier	Units	DF	Date Analyzed
Metals by ICP/MS						
	SW6020 (SW3050B)				Prep Date: 2/16/2006	Analyst: JG
Beryllium	ND	0.55		mg/Kg-dry	10	2/16/2006
Cadmium	ND	0.55		mg/Kg-dry	10	2/16/2006
Calcium	5800	330		mg/Kg-dry	50	2/17/2006
Chromium	22	1.1		mg/Kg-dry	10	2/16/2006
Cobalt	8.6	1.1		mg/Kg-dry	10	2/16/2006
Copper	17	2.8		mg/Kg-dry	10	2/16/2006
Iron	20000	170		mg/Kg-dry	50	2/17/2006
Lead	16	0.55		mg/Kg-dry	10	2/16/2006
Magnesium	5500	33		mg/Kg-dry	10	2/16/2006
Manganese	550	1.1		mg/Kg-dry	10	2/16/2006
Nickel	20	1.1		mg/Kg-dry	10	2/16/2006
Potassium	1200	33		mg/Kg-dry	10	2/16/2006
Selenium	ND	1.1		mg/Kg-dry	10	2/16/2006
Silver	ND	1.1		mg/Kg-dry	10	2/16/2006
Sodium	ND	66		mg/Kg-dry	10	2/16/2006
Thallium	ND	1.1		mg/Kg-dry	10	2/16/2006
Vanadium	34	1.1		mg/Kg-dry	10	2/16/2006
Zinc	70	5.5		mg/Kg-dry	10	2/16/2006
Polynuclear Aromatic Hydrocarbons						
	SW8270C-SIM (SW3550B)				Prep Date: 2/18/2006	Analyst: VS
Acenaphthene	ND	0.028		mg/Kg-dry	1	2/18/2006
Acenaphthylene	ND	0.028		mg/Kg-dry	1	2/18/2006
Anthracene	ND	0.028		mg/Kg-dry	1	2/18/2006
Benz(a)anthracene	ND	0.028		mg/Kg-dry	1	2/18/2006
Benzo(a)pyrene	ND	0.028		mg/Kg-dry	1	2/18/2006
Benzo(b)fluoranthene	ND	0.028		mg/Kg-dry	1	2/18/2006
Benzo(g,h,i)perylene	ND	0.028		mg/Kg-dry	1	2/18/2006
Benzo(k)fluoranthene	ND	0.028		mg/Kg-dry	1	2/18/2006
Chrysene	ND	0.028		mg/Kg-dry	1	2/18/2006
Dibenz(a,h)anthracene	ND	0.028		mg/Kg-dry	1	2/18/2006
Fluoranthene	ND	0.028		mg/Kg-dry	1	2/18/2006
Fluorene	ND	0.028		mg/Kg-dry	1	2/18/2006
Indeno(1,2,3-cd)pyrene	ND	0.028		mg/Kg-dry	1	2/18/2006
Naphthalene	ND	0.028		mg/Kg-dry	1	2/18/2006
Phenanthrene	ND	0.028		mg/Kg-dry	1	2/18/2006
Pyrene	ND	0.028		mg/Kg-dry	1	2/18/2006
Semivolatile Organic Compounds by GC/MS						
	SW8270C (SW3550B)				Prep Date: 2/17/2006	Analyst: PAB
1,2,4-Trichlorobenzene	ND	0.19		mg/Kg-dry	1	2/19/2006

Qualifiers:	ND - Not Detected at the Reporting Limit	RL - Reporting / Quantitation Limit for the analysis
	J - Analyte detected below quantitation limits	S - Spike Recovery outside accepted recovery limits
	B - Analyte detected in the associated Method Blank	R - RPD outside accepted recovery limits
	HT - Sample received past holding time	E - Value above quantitation range
	* - Non-accredited parameter	H - Holding time exceeded

STAT Analysis Corporation

2255 West Harrison St., Suite B, Chicago, IL 60612-3505

Tel: (312) 733-0551 Fax: (312) 733-2386 STATInfo@STATAnalysis.com

Accreditation Numbers: IEPA ELAP 100445; ORELAP IL300001; AIHA 101160; NVLAP LabCode 101202-0

Report Date: February 21, 2006

Print Date: February 21, 2006

Client:	Environmental Group Services, Ltd.	Client Sample ID:	GP-21 (5-6)
Lab Order:	06020309	Tag Number:	
Project:	Marengo 2	Collection Date:	2/15/2006 9:45:00 AM
Lab ID:	06020309-009B	Matrix:	Soil

Analyses	Result	RL	Qualifier	Units	DF	Date Analyzed
Semivolatile Organic Compounds by GC/MS		SW8270C (SW3550B)		Prep Date: 2/17/2006		Analyst: PAB
1,2-Dichlorobenzene	ND	0.19		mg/Kg-dry	1	2/19/2006
1,3-Dichlorobenzene	ND	0.19		mg/Kg-dry	1	2/19/2006
1,4-Dichlorobenzene	ND	0.19		mg/Kg-dry	1	2/19/2006
2, 2'-oxybis(1-Chloropropane)	ND	0.19		mg/Kg-dry	1	2/19/2006
2,4,5-Trichlorophenol	ND	0.37		mg/Kg-dry	1	2/19/2006
2,4,6-Trichlorophenol	ND	0.19		mg/Kg-dry	1	2/19/2006
2,4-Dichlorophenol	ND	0.19		mg/Kg-dry	1	2/19/2006
2,4-Dimethylphenol	ND	0.19		mg/Kg-dry	1	2/19/2006
2,4-Dinitrophenol	ND	0.9		mg/Kg-dry	1	2/19/2006
2,4-Dinitrotoluene	ND	0.19		mg/Kg-dry	1	2/19/2006
2,6-Dinitrotoluene	ND	0.19		mg/Kg-dry	1	2/19/2006
2-Chloronaphthalene	ND	0.19		mg/Kg-dry	1	2/19/2006
2-Chlorophenol	ND	0.19		mg/Kg-dry	1	2/19/2006
2-Methylnaphthalene	ND	0.19		mg/Kg-dry	1	2/19/2006
2-Methylphenol	ND	0.19		mg/Kg-dry	1	2/19/2006
2-Nitroaniline	ND	0.9		mg/Kg-dry	1	2/19/2006
2-Nitrophenol	ND	0.19		mg/Kg-dry	1	2/19/2006
3,3'-Dichlorobenzidine	ND	0.37		mg/Kg-dry	1	2/19/2006
3-Nitroaniline	ND	0.9		mg/Kg-dry	1	2/19/2006
4,6-Dinitro-2-methylphenol	ND	0.9		mg/Kg-dry	1	2/19/2006
4-Bromophenyl phenyl ether	ND	0.19		mg/Kg-dry	1	2/19/2006
4-Chloro-3-methylphenol	ND	0.19		mg/Kg-dry	1	2/19/2006
4-Chloroaniline	ND	0.19		mg/Kg-dry	1	2/19/2006
4-Chlorophenyl phenyl ether	ND	0.19		mg/Kg-dry	1	2/19/2006
4-Methylphenol	ND	0.19		mg/Kg-dry	1	2/19/2006
4-Nitroaniline	ND	0.9		mg/Kg-dry	1	2/19/2006
4-Nitrophenol	ND	0.9		mg/Kg-dry	1	2/19/2006
Aniline	ND	0.19		mg/Kg-dry	1	2/19/2006
Benzidine	ND	0.19		mg/Kg-dry	1	2/19/2006
Benzoic acid	ND	0.9		mg/Kg-dry	1	2/19/2006
Benzyl alcohol	ND	0.19		mg/Kg-dry	1	2/19/2006
Bis(2-chloroethoxy)methane	ND	0.19		mg/Kg-dry	1	2/19/2006
Bis(2-chloroethyl)ether	ND	0.19		mg/Kg-dry	1	2/19/2006
Bis(2-ethylhexyl)phthalate	ND	0.19		mg/Kg-dry	1	2/19/2006
Butyl benzyl phthalate	ND	0.19		mg/Kg-dry	1	2/19/2006
Carbazole	ND	0.19		mg/Kg-dry	1	2/19/2006
Di-n-butyl phthalate	ND	0.19		mg/Kg-dry	1	2/19/2006
Di-n-octyl phthalate	ND	0.19		mg/Kg-dry	1	2/19/2006

Qualifiers:	ND - Not Detected at the Reporting Limit	RL - Reporting / Quantitation Limit for the analysis
	J - Analyte detected below quantitation limits	S - Spike Recovery outside accepted recovery limits
	B - Analyte detected in the associated Method Blank	R - RPD outside accepted recovery limits
	HT - Sample received past holding time	E - Value above quantitation range
	* - Non-accredited parameter	H - Holding time exceeded

STAT Analysis Corporation

2255 West Harrison St., Suite B, Chicago, IL 60612-3505

Tel: (312) 733-0551 Fax: (312) 733-2386 STATinfo@STATAnalysis.com

Accreditation Numbers: IEPA ELAP 100445; ORELAP IL300001; AIHA 101160; NVLAP LabCode 101202-0

Report Date: February 21, 2006

Print Date: February 21, 2006

Client:	Environmental Group Services, Ltd.	Client Sample ID:	GP-21 (5-6)
Lab Order:	06020309	Tag Number:	
Project:	Marengo 2	Collection Date:	2/15/2006 9:45:00 AM
Lab ID:	06020309-009B	Matrix:	Soil

Analyses	Result	RL	Qualifier	Units	DF	Date Analyzed
Semivolatile Organic Compounds by GC/MS						
	SW8270C (SW3550B)				Prep Date: 2/17/2006	Analyst: PAB
Dibenzofuran	ND	0.19		mg/Kg-dry	1	2/19/2006
Diethyl phthalate	ND	0.19		mg/Kg-dry	1	2/19/2006
Dimethyl phthalate	ND	0.19		mg/Kg-dry	1	2/19/2006
Hexachlorobenzene	ND	0.19		mg/Kg-dry	1	2/19/2006
Hexachlorobutadiene	ND	0.19		mg/Kg-dry	1	2/19/2006
Hexachlorocyclopentadiene	ND	0.19		mg/Kg-dry	1	2/19/2006
Hexachloroethane	ND	0.19		mg/Kg-dry	1	2/19/2006
Isophorone	ND	0.19		mg/Kg-dry	1	2/19/2006
N-Nitrosodi-n-propylamine	ND	0.19		mg/Kg-dry	1	2/19/2006
N-Nitrosodimethylamine	ND	0.19		mg/Kg-dry	1	2/19/2006
N-Nitrosodiphenylamine	ND	0.19		mg/Kg-dry	1	2/19/2006
Nitrobenzene	ND	0.19		mg/Kg-dry	1	2/19/2006
Pentachlorophanol	ND	0.9		mg/Kg-dry	1	2/19/2006
Phenol	ND	0.19		mg/Kg-dry	1	2/19/2006
Pyridine	ND	0.19		mg/Kg-dry	1	2/19/2006
Cyanide, Total						
	SW9012A				Prep Date: 2/16/2006	Analyst: YZ
Cyanide	ND	0.29		mg/Kg-dry	1	2/17/2006
pH (25 °C)						
	SW9045C				Prep Date: 2/16/2006	Analyst: RW
pH	7.9			pH Units	1	2/16/2006
Percent Moisture						
	D2974				Prep Date: 2/16/2006	Analyst: RW
Percent Moisture	12.4	0.01		wt%	1	2/17/2006

Qualifiers:
 ND - Not Detected at the Reporting Limit
 J - Analyte detected below quantitation limits
 B - Analyte detected in the associated Method Blank
 HT - Sample received past holding time
 * - Non-accredited parameter

RL - Reporting / Quantitation Limit for the analysis
 S - Spike Recovery outside accepted recovery limits
 R - RPD outside accepted recovery limits
 E - Value above quantitation range
 H - Holding time exceeded

STAT Analysis Corporation

2255 West Harrison St., Suite B, Chicago, IL 60612-3505

Tel: (312) 733-0551 Fax: (312) 733-2386 STATinfo@STATAnalysis.com

Accreditation Numbers: IEPA ELAP 100445; ORELAP IL300001; AIHA 101160; NVLAP LabCode 101202-0

Report Date: February 21, 2006

Print Date: February 21, 2006

Client:	Environmental Group Services, Ltd.	Client Sample ID:	GP-22 (4-6)
Lab Order:	06020309	Tag Number:	
Project:	Marengo 2	Collection Date:	2/15/2006 10:00:00 AM
Lab ID:	06020309-010A	Matrix:	Soil

Analyses	Result	RL	Qualifier	Units	DF	Date Analyzed
Volatile Organic Compounds by GC/MS		SW5035/8260B			Prep Date: 2/16/2006	Analyst: PS
Acetone	0.05	0.045		mg/Kg-dry	1	2/18/2006
Benzene	ND	0.0045		mg/Kg-dry	1	2/18/2006
Bromodichloromethane	ND	0.0045		mg/Kg-dry	1	2/18/2006
Bromoform	ND	0.0045		mg/Kg-dry	1	2/18/2006
Bromomethane	ND	0.009		mg/Kg-dry	1	2/18/2006
2-Butanone	ND	0.009		mg/Kg-dry	1	2/18/2006
Carbon disulfide	ND	0.0045		mg/Kg-dry	1	2/18/2006
Carbon tetrachloride	ND	0.0045		mg/Kg-dry	1	2/18/2006
Chlorobenzene	ND	0.0045		mg/Kg-dry	1	2/18/2006
Dibromochloromethane	ND	0.0045		mg/Kg-dry	1	2/18/2006
Chloroethane	ND	0.009		mg/Kg-dry	1	2/18/2006
Chloroform	ND	0.0045		mg/Kg-dry	1	2/18/2006
Chloromethane	ND	0.009		mg/Kg-dry	1	2/18/2006
1,1-Dichloroethane	0.011	0.0045		mg/Kg-dry	1	2/18/2006
1,2-Dichloroethane	ND	0.0045		mg/Kg-dry	1	2/18/2006
1,1-Dichloroethene	ND	0.0045		mg/Kg-dry	1	2/18/2006
cis-1,2-Dichloroethene	ND	0.0045		mg/Kg-dry	1	2/18/2006
trans-1,2-Dichloroethene	ND	0.0045		mg/Kg-dry	1	2/18/2006
1,2-Dichloropropane	ND	0.0045		mg/Kg-dry	1	2/18/2006
cis-1,3-Dichloropropene	ND	0.0045		mg/Kg-dry	1	2/18/2006
trans-1,3-Dichloropropene	ND	0.0045		mg/Kg-dry	1	2/18/2006
Ethylbenzene	ND	0.0045		mg/Kg-dry	1	2/18/2006
2-Hexanone	ND	0.009		mg/Kg-dry	1	2/18/2006
4-Methyl-2-pentanone	ND	0.009		mg/Kg-dry	1	2/18/2006
Methylene chloride	ND	0.009		mg/Kg-dry	1	2/18/2006
Methyl tert-butyl ether	ND	0.0045		mg/Kg-dry	1	2/18/2006
Styrene	ND	0.0045		mg/Kg-dry	1	2/18/2006
1,1,2,2-Tetrachloroethane	ND	0.0045		mg/Kg-dry	1	2/18/2006
Tetrachloroethene	9.7	2.2		mg/Kg-dry	500	2/18/2006
Toluene	0.0072	0.0045		mg/Kg-dry	1	2/18/2006
1,1,1-Trichloroethane	0.031	0.0045		mg/Kg-dry	1	2/18/2006
1,1,2-Trichloroethane	ND	0.0045		mg/Kg-dry	1	2/18/2006
Trichloroethene	0.0055	0.0045		mg/Kg-dry	1	2/18/2006
Vinyl chloride	ND	0.0045		mg/Kg-dry	1	2/18/2006
Xylenes, Total	ND	0.014		mg/Kg-dry	1	2/18/2006

Qualifiers: ND - Not Detected at the Reporting Limit
 J - Analyte detected below quantitation limits
 B - Analyte detected in the associated Method Blank
 HT - Sample received past holding time
 * - Non-accredited parameter

RL - Reporting / Quantitation Limit for the analysis
 S - Spike Recovery outside accepted recovery limits
 R - RPD outside accepted recovery limits
 E - Value above quantitation range
 H - Holding time exceeded

STAT Analysis Corporation

2255 West Harrison St., Suite B, Chicago, IL 60612-3505

Tel: (312) 733-0551 Fax: (312) 733-2386 STATInfo@STATAnalysis.com

Accreditation Numbers: IEPA ELAP 100445; ORELAP IL300001; AIHA 101160; NVLAP LabCode 101202-0

Report Date: February 21, 2006

Print Date: February 21, 2006

Client:	Environmental Group Services, Ltd.	Client Sample ID:	GP-22 (4-6)
Lab Order:	06020309	Tag Number:	
Project:	Marengo 2	Collection Date:	2/15/2006 10:00:00 AM
Lab ID:	06020309-010B	Matrix:	Soil

Analyses	Result	RL	Qualifier	Units	DF	Date Analyzed
PCBs						
	SW8082 (SW3550B)			Prep Date: 2/16/2006		Analyst: ERP
Aroclor 1016	ND	0.086		mg/Kg-dry	1	2/19/2006
Aroclor 1221	ND	0.086		mg/Kg-dry	1	2/19/2006
Aroclor 1232	ND	0.086		mg/Kg-dry	1	2/19/2006
Aroclor 1242	ND	0.086		mg/Kg-dry	1	2/19/2006
Aroclor 1248	ND	0.086		mg/Kg-dry	1	2/19/2006
Aroclor 1254	ND	0.086		mg/Kg-dry	1	2/19/2006
Aroclor 1260	ND	0.086		mg/Kg-dry	1	2/19/2006
Pesticides						
	SW8081 (SW3550B)			Prep Date: 2/16/2006		Analyst: ERP
4,4'-DDD	ND	0.0036		mg/Kg-dry	1	2/19/2006
4,4'-DDE	ND	0.0036		mg/Kg-dry	1	2/19/2006
4,4'-DDT	ND	0.0036		mg/Kg-dry	1	2/19/2006
Aldrin	ND	0.0017		mg/Kg-dry	1	2/19/2006
alpha-BHC	ND	0.0017		mg/Kg-dry	1	2/19/2006
alpha-Chlordane	ND	0.0017		mg/Kg-dry	1	2/19/2006
beta-BHC	ND	0.0017		mg/Kg-dry	1	2/19/2006
Chlordane	ND	0.086		mg/Kg-dry	1	2/19/2006
delta-BHC	ND	0.0017		mg/Kg-dry	1	2/19/2006
Dieldrin	ND	0.0036		mg/Kg-dry	1	2/19/2006
Endosulfan I	ND	0.0017		mg/Kg-dry	1	2/19/2006
Endosulfan II	ND	0.0036		mg/Kg-dry	1	2/19/2006
Endosulfan sulfate	ND	0.0036		mg/Kg-dry	1	2/19/2006
Endrin	ND	0.0036		mg/Kg-dry	1	2/19/2006
Endrin aldehyde	ND	0.0036		mg/Kg-dry	1	2/19/2006
Endrin ketone	ND	0.0036		mg/Kg-dry	1	2/19/2006
gamma-BHC	ND	0.0017		mg/Kg-dry	1	2/19/2006
gamma-Chlordane	ND	0.0017		mg/Kg-dry	1	2/19/2006
Heptachlor	ND	0.0017		mg/Kg-dry	1	2/19/2006
Heptachlor epoxide	ND	0.0017		mg/Kg-dry	1	2/19/2006
Melhoxychlor	ND	0.0017		mg/Kg-dry	1	2/19/2006
Toxaphene	ND	0.11		mg/Kg-dry	1	2/19/2006
Mercury						
	SW7471A			Prep Date: 2/16/2006		Analyst: JG
Mercury	ND	0.026		mg/Kg-dry	1	2/16/2006
Metals by ICP/MS						
	SW6020 (SW3050B)			Prep Date: 2/16/2006		Analyst: JG
Aluminum	6500	100		mg/Kg-dry	50	2/17/2006
Antimony	ND	2.1		mg/Kg-dry	10	2/16/2006
Arsenic	2.8	1		mg/Kg-dry	10	2/16/2006
Barium	31	1		mg/Kg-dry	10	2/16/2006

Qualifiers:
 ND - Not Detected at the Reporting Limit
 J - Analyte detected below quantitation limits
 B - Analyte detected in the associated Method Blank
 HT - Sample received past holding time
 * - Non-accredited parameter

RL - Reporting / Quantitation Limit for the analysis
 S - Spike Recovery outside accepted recovery limits
 R - RPD outside accepted recovery limits
 E - Value above quantitation range
 H - Holding time exceeded

STAT Analysis Corporation

2255 West Harrison St., Suite B, Chicago, IL 60612-3505

Tel: (312) 733-0551 Fax: (312) 733-2386 STATinfo@STATAnalysis.com

Accreditation Numbers: IEPA ELAP 100445; ORELAP IL300001; AIHA 101160; NVLAP LabCode 101202-0

Report Date: February 21, 2006

Print Date: February 21, 2006

Client:	Environmental Group Services, Ltd.	Client Sample ID:	GP-22 (4-6)
Lab Order:	06020309	Tag Number:	
Project:	Marengo 2	Collection Date:	2/15/2006 10:00:00 AM
Lab ID:	06020309-010B	Matrix:	Soil

Analyses	Result	RL	Qualifier	Units	DF	Date Analyzed
Metals by ICP/MS						
	SW6020 (SW3050B)				Prep Date: 2/16/2006	Analyst: JG
Beryllium	ND	0.51		mg/Kg-dry	10	2/18/2006
Cadmium	ND	0.51		mg/Kg-dry	10	2/16/2006
Calcium	74000	310		mg/Kg-dry	50	2/17/2006
Chromium	11	1		mg/Kg-dry	10	2/16/2006
Cobalt	3.9	1		mg/Kg-dry	10	2/16/2006
Copper	19	2.6		mg/Kg-dry	10	2/16/2006
Iron	9800	150		mg/Kg-dry	50	2/17/2006
Lead	6.1	0.51		mg/Kg-dry	10	2/16/2006
Magnesium	40000	31		mg/Kg-dry	10	2/16/2006
Manganese	260	1		mg/Kg-dry	10	2/16/2006
Nickel	11	1		mg/Kg-dry	10	2/16/2006
Potassium	1200	31		mg/Kg-dry	10	2/16/2006
Selenium	ND	1		mg/Kg-dry	10	2/16/2006
Silver	ND	1		mg/Kg-dry	10	2/16/2006
Sodium	99	62		mg/Kg-dry	10	2/16/2006
Thallium	ND	1		mg/Kg-dry	10	2/16/2006
Vanadium	17	1		mg/Kg-dry	10	2/16/2006
Zinc	18	5.1		mg/Kg-dry	10	2/16/2006
Polynuclear Aromatic Hydrocarbons						
	SW8270C-SIM (SW3550B)				Prep Date: 2/18/2006	Analyst: VS
Acenaphthene	ND	0.027		mg/Kg-dry	1	2/18/2006
Acenaphthylene	ND	0.027		mg/Kg-dry	1	2/18/2006
Anthracene	ND	0.027		mg/Kg-dry	1	2/18/2006
Benz(a)anthracene	ND	0.027		mg/Kg-dry	1	2/18/2006
Benzo(a)pyrene	ND	0.027		mg/Kg-dry	1	2/18/2006
Benzo(b)fluoranthene	ND	0.027		mg/Kg-dry	1	2/18/2006
Benzo(g,h,i)perylene	ND	0.027		mg/Kg-dry	1	2/18/2006
Benzo(k)fluoranthene	ND	0.027		mg/Kg-dry	1	2/18/2006
Chrysene	ND	0.027		mg/Kg-dry	1	2/18/2006
Dibenz(a,h)anthracene	ND	0.027		mg/Kg-dry	1	2/18/2006
Fluoranthene	ND	0.027		mg/Kg-dry	1	2/18/2006
Fluorene	ND	0.027		mg/Kg-dry	1	2/18/2006
Indeno(1,2,3-cd)pyrene	ND	0.027		mg/Kg-dry	1	2/18/2006
Naphthalene	ND	0.027		mg/Kg-dry	1	2/18/2006
Phenanthrene	ND	0.027		mg/Kg-dry	1	2/18/2006
Pyrene	ND	0.027		mg/Kg-dry	1	2/18/2006
Semivolatile Organic Compounds by GC/MS						
	SW8270C (SW3550B)				Prep Date: 2/17/2006	Analyst: PAB
1,2,4-Trichlorobenzene	ND	0.19		mg/Kg-dry	1	2/20/2006

Qualifiers:
 ND - Not Detected at the Reporting Limit
 J - Analyte detected below quantitation limits
 B - Analyte detected in the associated Method Blank
 IIT - Sample received past holding time
 * - Non-accredited parameter

RL - Reporting / Quantitation Limit for the analysis
 S - Spike Recovery outside accepted recovery limits
 R - RPD outside accepted recovery limits
 E - Value above quantitation range
 H - Holding time exceeded

STAT Analysis Corporation

2255 West Harrison St., Suite B, Chicago, IL 60612-3505

Tel: (312) 733-0551 Fax: (312) 733-2386 STATinfo@STATAnalysis.com

Accreditation Numbers: IEPA ELAP 100445; ORELAP IL300001; AIHA 101160; NVLAP LabCode 101202-0

Report Date: February 21, 2006

Print Date: February 21, 2006

Client:	Environmental Group Services, Ltd.	Client Sample ID:	GP-22 (4-6)
Lab Order:	06020309	Tag Number:	
Project:	Marengo 2	Collection Date:	2/15/2006 10:00:00 AM
Lab ID:	06020309-010B	Matrix:	Soil

Analyses	Result	RL	Qualifier	Units	DF	Date Analyzed
Semivolatile Organic Compounds by GC/MS						
	SW8270C (SW3550B)		Prep Date: 2/17/2006		Analyst: PAB	
1,2-Dichlorobenzene	ND	0.19		mg/Kg-dry	1	2/20/2006
1,3-Dichlorobenzene	ND	0.19		mg/Kg-dry	1	2/20/2006
1,4-Dichlorobenzene	ND	0.19		mg/Kg-dry	1	2/20/2006
2, 2'-oxybis(1-Chloropropane	ND	0.19		mg/Kg-dry	1	2/20/2006
2,4,5-Trichlorophenol	ND	0.36		mg/Kg-dry	1	2/20/2006
2,4,6-Trichlorophenol	ND	0.19		mg/Kg-dry	1	2/20/2006
2,4-Dichlorophenol	ND	0.19		mg/Kg-dry	1	2/20/2006
2,4-Dimethylphenol	ND	0.19		mg/Kg-dry	1	2/20/2006
2,4-Dinitrophenol	ND	0.88		mg/Kg-dry	1	2/20/2006
2,4-Dinitrotoluene	ND	0.19		mg/Kg-dry	1	2/20/2006
2,5-Dinitrotoluene	ND	0.19		mg/Kg-dry	1	2/20/2006
2-Chloronaphthalene	ND	0.19		mg/Kg-dry	1	2/20/2006
2-Chlorophenol	ND	0.19		mg/Kg-dry	1	2/20/2006
2-Methylnaphthalene	ND	0.19		mg/Kg-dry	1	2/20/2006
2-Methylphenol	ND	0.19		mg/Kg-dry	1	2/20/2006
2-Nitroaniline	ND	0.88		mg/Kg-dry	1	2/20/2006
2-Nitrophenol	ND	0.19		mg/Kg-dry	1	2/20/2006
3,3'-Dichlorobenzidine	ND	0.36		mg/Kg-dry	1	2/20/2006
3-Nitroaniline	ND	0.88		mg/Kg-dry	1	2/20/2006
4,6-Dinitro-2-methylphenol	ND	0.88		mg/Kg-dry	1	2/20/2006
4-Bromophenyl phenyl ether	ND	0.19		mg/Kg-dry	1	2/20/2006
4-Chloro-3-methylphenol	ND	0.19		mg/Kg-dry	1	2/20/2006
4-Chloroaniline	ND	0.19		mg/Kg-dry	1	2/20/2006
4-Chlorophenyl phenyl ether	ND	0.19		mg/Kg-dry	1	2/20/2006
4-Methylphenol	ND	0.19		mg/Kg-dry	1	2/20/2006
4-Nitroaniline	ND	0.88		mg/Kg-dry	1	2/20/2006
4-Nitrophenol	ND	0.88		mg/Kg-dry	1	2/20/2006
Aniline	ND	0.19		mg/Kg-dry	1	2/20/2006
Benzidine	ND	0.19		mg/Kg-dry	1	2/20/2006
Benzoic acid	ND	0.88		mg/Kg-dry	1	2/20/2006
Benzyl alcohol	ND	0.19		mg/Kg-dry	1	2/20/2006
Bis(2-chloroethoxy)methane	ND	0.19		mg/Kg-dry	1	2/20/2006
Bis(2-chloroethyl)ether	ND	0.19		mg/Kg-dry	1	2/20/2006
Bis(2-ethylhexyl)phthalate	ND	0.19		mg/Kg-dry	1	2/20/2006
Butyl benzyl phthalate	ND	0.19		mg/Kg-dry	1	2/20/2006
Carbazole	ND	0.19		mg/Kg-dry	1	2/20/2006
Di-n-butyl phthalate	ND	0.19		mg/Kg-dry	1	2/20/2006
Di-n-octyl phthalate	ND	0.19		mg/Kg-dry	1	2/20/2006

Qualifiers:
 ND - Not Detected at the Reporting Limit
 J - Analyte detected below quantitation limits
 B - Analyte detected in the associated Method Blank
 HT - Sample received past holding time
 * - Non-accredited parameter

RL - Reporting / Quantitation Limit for the analysis
 S - Spike Recovery outside accepted recovery limits
 R - RPD outside accepted recovery limits
 E - Value above quantitation range
 H - Holding time exceeded

STAT Analysis Corporation

2255 West Harrison St., Suite B, Chicago, IL 60612-3505

Tel: (312) 733-0551 Fax: (312) 733-2386 STATinfo@STATAnalysis.com

Accreditation Numbers: IEPA ELAP 100445; ORELAP IL300001; AIHA 101160; NVLAP LabCode 101202-0

Report Date: February 21, 2006

Print Date: February 21, 2006

Client:	Environmental Group Services, Ltd.	Client Sample ID:	GP-22 (4-6)
Lab Order:	06020309	Tag Number:	
Project:	Marengo 2	Collection Date:	2/15/2006 10:00:00 AM
Lab ID:	06020309-010B	Matrix:	Soil

Analyses	Result	RL	Qualifier	Units	DF	Date Analyzed
Semivolatile Organic Compounds by GC/MS						
	SW8270C (SW3550B)				Prep Date: 2/17/2006	Analyst: PAB
Dibenzofuran	ND	0.19		mg/Kg-dry	1	2/20/2006
Diethyl phthalate	ND	0.19		mg/Kg-dry	1	2/20/2006
Dimethyl phthalate	ND	0.19		mg/Kg-dry	1	2/20/2006
Hexachlorobenzene	ND	0.19		mg/Kg-dry	1	2/20/2006
Hexachlorobutadiene	ND	0.19		mg/Kg-dry	1	2/20/2006
Hexachlorocyclopentadiene	ND	0.19		mg/Kg-dry	1	2/20/2006
Hexachloroethane	ND	0.19		mg/Kg-dry	1	2/20/2006
Isophorone	ND	0.19		mg/Kg-dry	1	2/20/2006
N-Nitrosodi-n-propylamine	ND	0.19		mg/Kg-dry	1	2/20/2006
N-Nitrosodimethylamine	ND	0.19		mg/Kg-dry	1	2/20/2006
N-Nitrosodiphenylamine	ND	0.19		mg/Kg-dry	1	2/20/2006
Nitrobenzene	ND	0.19		mg/Kg-dry	1	2/20/2006
Pentachlorophenol	ND	0.88		mg/Kg-dry	1	2/20/2006
Phenol	ND	0.19		mg/Kg-dry	1	2/20/2006
Pyridine	ND	0.19		mg/Kg-dry	1	2/20/2006
Cyanide, Total						
	SW9012A				Prep Date: 2/16/2006	Analyst: YZ
Cyanide	ND	0.28		mg/Kg-dry	1	2/17/2006
pH (25 °C)						
	SW9045C				Prep Date: 2/16/2006	Analyst: RW
pH	8.1			pH Units	1	2/16/2006
Percent Moisture						
	D2974				Prep Date: 2/16/2006	Analyst: RW
Percent Moisture	9.93	0.01		wt%	1	2/17/2006

Qualifiers:
 ND - Not Detected at the Reporting Limit
 J - Analyte detected below quantitation limits
 B - Analyte detected in the associated Method Blank
 HT - Sample received past holding time
 * - Non-accredited parameter

RL - Reporting / Quantitation Limit for the analysis
 S - Spike Recovery outside accepted recovery limits
 R - RPD outside accepted recovery limits
 E - Value above quantitation range
 H - Holding time exceeded

STAT Analysis Corporation

2255 West Harrison St., Suite B, Chicago, IL 60612-3505

Tel: (312) 733-0551 Fax: (312) 733-2386 STATinfo@STATAnalysis.com

Accreditation Numbers: IEPA ELAP 100445; ORELAP IL300001; AIHA 101160; NVLAP LabCode 101202-0

Report Date: February 21, 2006.

Print Date: February 21, 2006

Client:	Environmental Group Services, Ltd.	Client Sample ID:	GP-23 (4-5)
Lab Order:	06020309	Tag Number:	
Project:	Marengo 2	Collection Date:	2/15/2006 10:15:00 AM
Lab ID:	06020309-011A	Matrix:	Soil

Analyses	Result	RL	Qualifier	Units	DF	Date Analyzed
Volatile Organic Compounds by GC/MS		SW5035/8260B		Prep Date: 2/16/2006		Analyst: PS
Acetone	ND	0.044		mg/Kg-dry	1	2/18/2006
Benzene	ND	0.0044		mg/Kg-dry	1	2/18/2006
Bromodichloromethane	ND	0.0044		mg/Kg-dry	1	2/18/2006
Bromoform	ND	0.0044		mg/Kg-dry	1	2/18/2006
Bromomethane	ND	0.0088		mg/Kg-dry	1	2/18/2006
2-Butanone	ND	0.0088		mg/Kg-dry	1	2/18/2006
Carbon disulfide	ND	0.0044		mg/Kg-dry	1	2/18/2006
Carbon tetrachloride	ND	0.0044		mg/Kg-dry	1	2/18/2006
Chlorobenzene	ND	0.0044		mg/Kg-dry	1	2/18/2006
Dibromochloromethane	ND	0.0044		mg/Kg-dry	1	2/18/2006
Chloroethane	ND	0.0088		mg/Kg-dry	1	2/18/2006
Chloroform	ND	0.0044		mg/Kg-dry	1	2/18/2006
Chloromethane	ND	0.0088		mg/Kg-dry	1	2/18/2006
1,1-Dichloroethane	ND	0.0044		mg/Kg-dry	1	2/18/2006
1,2-Dichloroethane	ND	0.0044		mg/Kg-dry	1	2/18/2006
1,1-Dichloroethene	0.006	0.0044		mg/Kg-dry	1	2/18/2006
cis-1,2-Dichloroethene	ND	0.0044		mg/Kg-dry	1	2/18/2006
trans-1,2-Dichloroethene	ND	0.0044		mg/Kg-dry	1	2/18/2006
1,2-Dichloropropane	ND	0.0044		mg/Kg-dry	1	2/18/2006
cis-1,3-Dichloropropene	ND	0.0044		mg/Kg-dry	1	2/18/2006
trans-1,3-Dichloropropene	ND	0.0044		mg/Kg-dry	1	2/18/2006
Ethylbenzene	ND	0.0044		mg/Kg-dry	1	2/18/2006
2-Hexanone	ND	0.0088		mg/Kg-dry	1	2/18/2006
4-Methyl-2-pentanone	ND	0.0088		mg/Kg-dry	1	2/18/2006
Methylene chloride	ND	0.0088		mg/Kg-dry	1	2/18/2006
Methyl tert-butyl ether	ND	0.0044		mg/Kg-dry	1	2/18/2006
Styrene	ND	0.0044		mg/Kg-dry	1	2/18/2006
1,1,2,2-Tetrachloroethane	ND	0.0044		mg/Kg-dry	1	2/18/2006
Tetrachloroethene	ND	0.0042		mg/Kg-dry	1	2/18/2006
Toluene	0.0071	0.0044		mg/Kg-dry	1	2/18/2006
1,1,1-Trichloroethane	0.046	0.0044		mg/Kg-dry	1	2/18/2006
1,1,2-Trichloroethane	ND	0.0044		mg/Kg-dry	1	2/18/2006
Trichloroethene	ND	0.0044		mg/Kg-dry	1	2/18/2006
Vinyl chloride	ND	0.0044		mg/Kg-dry	1	2/18/2006
Xylenes, Total	ND	0.013		mg/Kg-dry	1	2/18/2006

Qualifiers:
 ND - Not Detected at the Reporting Limit
 J - Analyte detected below quantitation limits.
 B - Analyte detected in the associated Method Blank
 HT - Sample received past holding time
 * - Non-accredited parameter

RL - Reporting / Quantitation Limit for the analysis
 S - Spike Recovery outside accepted recovery limits
 R - RPD outside accepted recovery limits
 E - Value above quantitation range
 H - Holding time exceeded

STAT Analysis Corporation

2255 West Harrison St., Suite B, Chicago, IL 60612-3505

Tel: (312) 733-0551 Fax: (312) 733-2386 STATinfo@STATAnalysis.com

Accreditation Numbers: IEPA ELAP 100445; ORELAP IL300001; AIHA 101160; NVLAP LabCode 101202-0

Report Date: February 21, 2006

Print Date: February 21, 2006

Client:	Environmental Group Services, Ltd.	Client Sample ID:	GP-23 (4-5)
Lab Order:	06020309	Tag Number:	
Project:	Marengo 2	Collection Date:	2/15/2006 10:15:00 AM
Lab ID:	06020309-011B	Matrix:	Soil

Analyses	Result	RL	Qualifier	Units	DF	Date Analyzed
PCBs						
	SW8082 (SW3550B)				Prep Date: 2/16/2006	Analyst: ERP
Aroclor 1016	ND	0.086		mg/Kg-dry	1	2/19/2006
Aroclor 1221	ND	0.086		mg/Kg-dry	1	2/19/2006
Aroclor 1232	ND	0.086		mg/Kg-dry	1	2/19/2006
Aroclor 1242	ND	0.086		mg/Kg-dry	1	2/19/2006
Aroclor 1248	ND	0.086		mg/Kg-dry	1	2/19/2006
Aroclor 1254	ND	0.086		mg/Kg-dry	1	2/19/2006
Aroclor 1260	ND	0.086		mg/Kg-dry	1	2/19/2006
Pesticides						
	SW8081 (SW3550B)				Prep Date: 2/16/2006	Analyst: ERP
4,4'-DDD	ND	0.0035		mg/Kg-dry	1	2/19/2006
4,4'-DDE	ND	0.0035		mg/Kg-dry	1	2/19/2006
4,4'-DDT	ND	0.0035		mg/Kg-dry	1	2/19/2006
Aldrin	ND	0.0017		mg/Kg-dry	1	2/19/2006
alpha-BHC	ND	0.0017		mg/Kg-dry	1	2/19/2006
alpha-Chlordane	ND	0.0017		mg/Kg-dry	1	2/19/2006
beta-BHC	ND	0.0017		mg/Kg-dry	1	2/19/2006
Chlordane	ND	0.086		mg/Kg-dry	1	2/19/2006
delta-BHC	ND	0.0017		mg/Kg-dry	1	2/19/2006
Dieldrin	ND	0.0035		mg/Kg-dry	1	2/19/2006
Endosulfan I	ND	0.0017		mg/Kg-dry	1	2/19/2006
Endosulfan II	ND	0.0035		mg/Kg-dry	1	2/19/2006
Endosulfan sulfate	ND	0.0035		mg/Kg-dry	1	2/19/2006
Endrin	ND	0.0035		mg/Kg-dry	1	2/19/2006
Endrin aldehyde	ND	0.0035		mg/Kg-dry	1	2/19/2006
Endrin ketone	ND	0.0035		mg/Kg-dry	1	2/19/2006
gamma-BHC	ND	0.0017		mg/Kg-dry	1	2/19/2006
gamma-Chlordane	ND	0.0017		mg/Kg-dry	1	2/19/2006
Heptachlor	ND	0.0017		mg/Kg-dry	1	2/19/2006
Heptachlor epoxide	ND	0.0017		mg/Kg-dry	1	2/19/2006
Methoxychlor	ND	0.0017		mg/Kg-dry	1	2/19/2006
Toxaphene	ND	0.11		mg/Kg-dry	1	2/19/2006
Mercury						
	SW7471A				Prep Date: 2/16/2006	Analyst: JG
Mercury	ND	0.026		mg/Kg-dry	1	2/16/2006
Metals by ICP/MS						
	SW6020 (SW3050B)				Prep Date: 2/16/2006	Analyst: JG
Aluminum	5600	100		mg/Kg-dry	50	2/17/2006
Antimony	ND	2.1		mg/Kg-dry	10	2/16/2006
Arsenic	2.5	1		mg/Kg-dry	10	2/16/2006
Barium	26	1		mg/Kg-dry	10	2/16/2006

Qualifiers:
 ND - Not Detected at the Reporting Limit
 J - Analyte detected below quantitation limits
 B - Analyte detected in the associated Method Blank
 HT - Sample received past holding time
 * - Non-accredited parameter

RL - Reporting / Quantitation Limit for the analysis
 S - Spike Recovery outside accepted recovery limits
 R - RPD outside accepted recovery limits
 E - Value above quantitation range
 H - Holding time exceeded

STAT Analysis Corporation

2255 West Harrison St., Suite B, Chicago, IL 60612-3505

Tel: (312) 733-0551 Fax: (312) 733-2386 STATinfo@STATAnalysis.com

Accreditation Numbers: IEPA ELAP 100445; ORELAP IL300001; AIHA 101160; NVLAP LabCode 101202-0

Report Date: February 21, 2006

Print Date: February 21, 2006

Client:	Environmental Group Services, Ltd.	Client Sample ID:	GP-23 (4-5)
Lab Order:	06020309	Tag Number:	
Project:	Marengo 2	Collection Date:	2/15/2006 10:15:00 AM
Lab ID:	06020309-011B	Matrix:	Soil

Analyses	Result	RL	Qualifier	Units	DF	Date Analyzed
Metals by ICP/MS						
	SW6020 (SW3050B)				Prep Date: 2/16/2006	Analyst: JG
Beryllium	ND	0.52		mg/Kg-dry	10	2/16/2006
Cadmium	ND	0.52		mg/Kg-dry	10	2/16/2006
Calcium	96000	310		mg/Kg-dry	50	2/17/2006
Chromium	12	1		mg/Kg-dry	10	2/16/2006
Cobalt	4.4	1		mg/Kg-dry	10	2/16/2006
Copper	9.2	2.6		mg/Kg-dry	10	2/16/2006
Iron	9800	31		mg/Kg-dry	10	2/16/2006
Lead	4.9	0.52		mg/Kg-dry	10	2/16/2006
Magnesium	42000	31		mg/Kg-dry	10	2/16/2006
Manganese	250	1		mg/Kg-dry	10	2/16/2006
Nickel	11	1		mg/Kg-dry	10	2/16/2006
Potassium	1200	31		mg/Kg-dry	10	2/16/2006
Selenium	ND	1		mg/Kg-dry	10	2/16/2006
Silver	ND	1		mg/Kg-dry	10	2/16/2006
Sodium	950	63		mg/Kg-dry	10	2/16/2006
Thallium	ND	1		mg/Kg-dry	10	2/16/2006
Vanadium	16	1		mg/Kg-dry	10	2/16/2006
Zinc	18	5.2		mg/Kg-dry	10	2/16/2006
Polynuclear Aromatic Hydrocarbons						
	SW8270C-SIM (SW3550B)				Prep Date: 2/18/2006	Analyst: VS
Acenaphthene	ND	0.027		mg/Kg-dry	1	2/18/2006
Acenaphthylene	ND	0.027		mg/Kg-dry	1	2/18/2006
Anthracene	ND	0.027		mg/Kg-dry	1	2/18/2006
Benz(a)anthracene	ND	0.027		mg/Kg-dry	1	2/18/2006
Benzo(a)pyrene	ND	0.027		mg/Kg-dry	1	2/18/2006
Benzo(b)fluoranthene	ND	0.027		mg/Kg-dry	1	2/18/2006
Benzo(g,h,i)perylene	ND	0.027		mg/Kg-dry	1	2/18/2006
Benzo(k)fluoranthene	ND	0.027		mg/Kg-dry	1	2/18/2006
Chrysene	ND	0.027		mg/Kg-dry	1	2/18/2006
Dibenz(a,h)anthracene	ND	0.027		mg/Kg-dry	1	2/18/2006
Fluoranthene	ND	0.027		mg/Kg-dry	1	2/18/2006
Fluorene	ND	0.027		mg/Kg-dry	1	2/18/2006
Indeno(1,2,3-cd)pyrene	ND	0.027		mg/Kg-dry	1	2/18/2006
Naphthalene	ND	0.027		mg/Kg-dry	1	2/18/2006
Phenanthrene	ND	0.027		mg/Kg-dry	1	2/18/2006
Pyrene	ND	0.027		mg/Kg-dry	1	2/18/2006
Semivolatile Organic Compounds by GC/MS						
	SW8270C (SW3550B)				Prep Date: 2/17/2006	Analyst: PAB
1,2,4-Trichlorobenzene	ND	0.19		mg/Kg-dry	1	2/20/2006

Qualifiers:	ND - Not Detected at the Reporting Limit	RL - Reporting / Quantitation Limit for the analysis
	J - Analyte detected below quantitation limits	S - Spike Recovery outside accepted recovery limits
	B - Analyte detected in the associated Method Blank	R - RPD outside accepted recovery limits
	HT - Sample received past holding time	E - Value above quantitation range
	* - Non-accredited parameter	H - Holding time exceeded

STAT Analysis Corporation

2255 West Harrison St., Suite B, Chicago, IL 60612-3505

Tel: (312) 733-0551 Fax: (312) 733-2386 STATinfo@STATAnalysis.com

Accreditation Numbers: IEPA ELAP 100445; ORELAP IL300001; AIHA 101160; NVLAP LabCode 101202-0

Report Date: February 21, 2006

Print Date: February 21, 2006

Client:	Environmental Group Services, Ltd.	Client Sample ID:	GP-23 (4-5)
Lab Order:	06020309	Tag Number:	
Project:	Marengo 2	Collection Date:	2/15/2006 10:15:00 AM
Lab ID:	06020309-011B	Matrix:	Soil

Analyses	Result	RL	Qualifier	Units	DF	Date Analyzed
Semivolatile Organic Compounds by GC/MS		SW8270C (SW3550B)		Prep Date: 2/17/2006		Analyst: PAB
1,2-Dichlorobenzene	ND	0.19		mg/Kg-dry	1	2/20/2006
1,3-Dichlorobenzene	ND	0.19		mg/Kg-dry	1	2/20/2006
1,4-Dichlorobenzene	ND	0.19		mg/Kg-dry	1	2/20/2006
2, 2'-oxybis(1-Chloropropane)	ND	0.19		mg/Kg-dry	1	2/20/2006
2,4,5-Trichlorophenol	ND	0.36		mg/Kg-dry	1	2/20/2006
2,4,6-Trichlorophenol	ND	0.19		mg/Kg-dry	1	2/20/2006
2,4-Dichlorophenol	ND	0.19		mg/Kg-dry	1	2/20/2006
2,4-Dimethylphenol	ND	0.19		mg/Kg-dry	1	2/20/2006
2,4-Dinitrophenol	ND	0.88		mg/Kg-dry	1	2/20/2006
2,4-Dinitrotoluene	ND	0.19		mg/Kg-dry	1	2/20/2006
2,6-Dinitrotoluene	ND	0.19		mg/Kg-dry	1	2/20/2006
2-Chloronaphthalene	ND	0.19		mg/Kg-dry	1	2/20/2006
2-Chlorophenol	ND	0.19		mg/Kg-dry	1	2/20/2006
2-Methylnaphthalene	ND	0.19		mg/Kg-dry	1	2/20/2006
2-Methylphenol	ND	0.19		mg/Kg-dry	1	2/20/2006
2-Nitroaniline	ND	0.88		mg/Kg-dry	1	2/20/2006
2-Nitrophenol	ND	0.19		mg/Kg-dry	1	2/20/2006
3,3'-Dichlorobenzidine	ND	0.36		mg/Kg-dry	1	2/20/2006
3-Nitroaniline	ND	0.88		mg/Kg-dry	1	2/20/2006
4,6-Dinitro-2-methylphenol	ND	0.88		mg/Kg-dry	1	2/20/2006
4-Bromophenyl phenyl ether	ND	0.19		mg/Kg-dry	1	2/20/2006
4-Chloro-3-methylphenol	ND	0.19		mg/Kg-dry	1	2/20/2006
4-Chloroaniline	ND	0.19		mg/Kg-dry	1	2/20/2006
4-Chlorophenyl phenyl ether	ND	0.19		mg/Kg-dry	1	2/20/2006
4-Methylphenol	ND	0.19		mg/Kg-dry	1	2/20/2006
4-Nitroaniline	ND	0.88		mg/Kg-dry	1	2/20/2006
4-Nitrophenol	ND	0.88		mg/Kg-dry	1	2/20/2006
Aniline	ND	0.19		mg/Kg-dry	1	2/20/2006
Benzidine	ND	0.19		mg/Kg-dry	1	2/20/2006
Benzoic acid	ND	0.88		mg/Kg-dry	1	2/20/2006
Benzyl alcohol	ND	0.19		mg/Kg-dry	1	2/20/2006
Bis(2-chloroethoxy)methane	ND	0.19		mg/Kg-dry	1	2/20/2006
Bis(2-chloroethyl)ether	ND	0.19		mg/Kg-dry	1	2/20/2006
Bis(2-ethylhexyl)phthalate	ND	0.19		mg/Kg-dry	1	2/20/2006
Butyl benzyl phthalate	ND	0.19		mg/Kg-dry	1	2/20/2006
Carbazole	ND	0.19		mg/Kg-dry	1	2/20/2006
Di-n-butyl phthalate	ND	0.19		mg/Kg-dry	1	2/20/2006
Di-n-octyl phthalate	ND	0.19		mg/Kg-dry	1	2/20/2006

Qualifiers:
 ND - Not Detected at the Reporting Limit
 J - Analyte detected below quantitation limits
 B - Analyte detected in the associated Method Blank
 HT - Sample received past holding time
 * - Non-accredited parameter

RL - Reporting / Quantitation Limit for the analysis
 S - Spike Recovery outside accepted recovery limits
 R - RPD outside accepted recovery limits
 E - Value above quantitation range
 H - Holding time exceeded

STAT Analysis Corporation

2255 West Harrison St., Suite B, Chicago, IL 60612-3505

Tel: (312) 733-0551 Fax: (312) 733-2386 STATinfo@STATAnalysis.com

Accreditation Numbers: IEPA ELAP 100445; ORELAP IL300001; AIHA 101160; NVLAP LabCode 101202-0

Report Date: February 21, 2006

Print Date: February 21, 2006

Client:	Environmental Group Services, Ltd.	Client Sample ID:	GP-23 (4-5)
Lab Order:	06020309	Tag Number:	
Project:	Marengo 2	Collection Date:	2/15/2006 10:15:00 AM
Lab ID:	06020309-011B	Matrix:	Soil

Analyses	Result	RL	Qualifier	Units	DF	Date Analyzed
Semivolatile Organic Compounds by GC/MS	SW8270C (SW3550B)		Prep Date: 2/17/2006		Analyst: PAB	
Dibenzofuran	ND	0.19		mg/Kg-dry	1	2/20/2006
Diethyl phthalate	ND	0.19		mg/Kg-dry	1	2/20/2006
Dimethyl phthalate	ND	0.19		mg/Kg-dry	1	2/20/2006
Hexachlorobenzene	ND	0.19		mg/Kg-dry	1	2/20/2006
Hexachlorobutadiene	ND	0.19		mg/Kg-dry	1	2/20/2006
Hexachlorocyclopentadiene	ND	0.19		mg/Kg-dry	1	2/20/2006
Hexachloroethane	ND	0.19		mg/Kg-dry	1	2/20/2006
Isophorone	ND	0.19		mg/Kg-dry	1	2/20/2006
N-Nitrosodi-n-propylamine	ND	0.19		mg/Kg-dry	1	2/20/2006
N-Nitrosodimethylamine	ND	0.19		mg/Kg-dry	1	2/20/2006
N-Nitrosodiphenylamine	ND	0.19		mg/Kg-dry	1	2/20/2006
Nitrobenzene	ND	0.19		mg/Kg-dry	1	2/20/2006
Pentachlorophenol	ND	0.88		mg/Kg-dry	1	2/20/2006
Phenol	ND	0.19		mg/Kg-dry	1	2/20/2006
Pyridine	ND	0.19		mg/Kg-dry	1	2/20/2006
Cyanide, Total	SW9012A		Prep Date: 2/16/2006		Analyst: YZ	
Cyanide	ND	0.28		mg/Kg-dry	1	2/17/2006
pH (25 °C)	SW9045C		Prep Date: 2/16/2006		Analyst: RW	
pH	9.7			pH Units	1	2/16/2006
Percent Moisture	D2974		Prep Date: 2/16/2006		Analyst: RW	
Percent Moisture	9.36	0.01		wt%	1	2/17/2006

Qualifiers:
 ND - Not Detected at the Reporting Limit
 J - Analyte detected below quantitation limits
 B - Analyte detected in the associated Method Blank
 HT - Sample received past holding time
 * - Non-accredited parameter

RL - Reporting / Quantitation Limit for the analysis
 S - Spike Recovery outside accepted recovery limits
 R - RPD outside accepted recovery limits
 E - Value above quantitation range
 H - Holding time exceeded

STAT Analysis Corporation

2255 West Harrison St., Suite B, Chicago, IL 60612-3505

Tel: (312) 733-0551 Fax: (312) 733-2386 STATinfo@STATAnalysis.com

Accreditation Numbers: IEPA ELAP 100445; ORELAP IL300001; AIHA 101160; NVLAP LabCode 101202-0

Report Date: February 21, 2006

Print Date: February 21, 2006

Client:	Environmental Group Services, Ltd.	Client Sample ID:	GP-24 (5-6)
Lab Order:	06020309	Tag Number:	
Project:	Marengo 2	Collection Date:	2/15/2006 10:30:00 AM
Lab ID:	06020309-012A	Matrix:	Soil

Analyses	Result	RL	Qualifier	Units	DF	Date Analyzed
Volatile Organic Compounds by GC/MS		SW5035/8260B			Prep Date: 2/16/2006	Analyst: PS
Acetone	ND	0.045		mg/Kg-dry	1	2/18/2006
Benzene	ND	0.0045		mg/Kg-dry	1	2/18/2006
Bromodichloromethane	ND	0.0045		mg/Kg-dry	1	2/18/2006
Bromoform	ND	0.0045		mg/Kg-dry	1	2/18/2006
Bromomethane	ND	0.0091		mg/Kg-dry	1	2/18/2006
2-Butanone	ND	0.0091		mg/Kg-dry	1	2/18/2006
Carbon disulfide	ND	0.0045		mg/Kg-dry	1	2/18/2006
Carbon tetrachloride	ND	0.0045		mg/Kg-dry	1	2/18/2006
Chlorobenzene	ND	0.0045		mg/Kg-dry	1	2/18/2006
Dibromochloromethane	ND	0.0045		mg/Kg-dry	1	2/18/2006
Chloroethane	ND	0.0091		mg/Kg-dry	1	2/18/2006
Chloroform	ND	0.0045		mg/Kg-dry	1	2/18/2006
Chloromethane	ND	0.0091		mg/Kg-dry	1	2/18/2006
1,1-Dichloroethane	ND	0.0045		mg/Kg-dry	1	2/18/2006
1,2-Dichloroethane	ND	0.0045		mg/Kg-dry	1	2/18/2006
1,1-Dichloroethene	ND	0.0045		mg/Kg-dry	1	2/18/2006
cis-1,2-Dichloroethene	ND	0.0045		mg/Kg-dry	1	2/18/2006
trans-1,2-Dichloroethene	ND	0.0045		mg/Kg-dry	1	2/18/2006
1,2-Dichloropropane	ND	0.0045		mg/Kg-dry	1	2/18/2006
cis-1,3-Dichloropropene	ND	0.0045		mg/Kg-dry	1	2/18/2006
trans-1,3-Dichloropropene	ND	0.0045		mg/Kg-dry	1	2/18/2006
Ethylbenzene	ND	0.0045		mg/Kg-dry	1	2/18/2006
2-Hexanone	ND	0.0091		mg/Kg-dry	1	2/18/2006
4-Methyl-2-pentanone	ND	0.0091		mg/Kg-dry	1	2/18/2006
Methylene chloride	ND	0.0091		mg/Kg-dry	1	2/18/2006
Methyl tert-butyl ether	ND	0.0045		mg/Kg-dry	1	2/18/2006
Styrene	ND	0.0045		mg/Kg-dry	1	2/18/2006
1,1,2,2-Tetrachloroethane	ND	0.0045		mg/Kg-dry	1	2/18/2006
Tetrachloroethene	ND	0.0045		mg/Kg-dry	1	2/18/2006
Toluene	0.0054	0.0045		mg/Kg-dry	1	2/18/2006
1,1,1-Trichloroethane	ND	0.0045		mg/Kg-dry	1	2/18/2006
1,1,2-Trichloroethane	ND	0.0045		mg/Kg-dry	1	2/18/2006
Trichloroethene	ND	0.0045		mg/Kg-dry	1	2/18/2006
Vinyl chloride	ND	0.0045		mg/Kg-dry	1	2/18/2006
Xylenes, Total	ND	0.014		mg/Kg-dry	1	2/18/2006

Qualifiers:

ND - Not Detected at the Reporting Limit

J - Analyte detected below quantitation limits

B - Analyte detected in the associated Method Blank

HT - Sample received past holding time

* - Non-accredited parameter

RL - Reporting / Quantitation Limit for the analysis

S - Spike Recovery outside accepted recovery limits

R - RPD outside accepted recovery limits

E - Value above quantitation range

H - Holding time exceeded

STAT Analysis Corporation

2255 West Harrison St., Suite B, Chicago, IL 60612-3505

Tel: (312) 733-0551 Fax: (312) 733-2386 STATinfo@STATAnalysis.com

Accreditation Numbers: IEPA ELAP 100445; ORELAP IL300001; AIHA 101160; NVLAP LabCode 101202-0

Report Date: February 21, 2006

Print Date: February 21, 2006

Client:	Environmental Group Services, Ltd.	Client Sample ID:	GP-24 (5-6)
Lab Order:	06020309	Tag Number:	
Project:	Marengo 2	Collection Date:	2/15/2006 10:30:00 AM
Lab ID:	06020309-012B	Matrix:	Soil

Analyses	Result	RL	Qualifier	Units	DF	Date Analyzed
PCBs						
	SW8082 (SW3550B)			Prep Date: 2/16/2006		Analyst: ERP
Aroclor 1016	ND	0.09		mg/Kg-dry	1	2/19/2006
Aroclor 1221	ND	0.09		mg/Kg-dry	1	2/19/2006
Aroclor 1232	ND	0.09		mg/Kg-dry	1	2/19/2006
Aroclor 1242	ND	0.09		mg/Kg-dry	1	2/19/2006
Aroclor 1248	ND	0.09		mg/Kg-dry	1	2/19/2006
Aroclor 1254	ND	0.09		mg/Kg-dry	1	2/19/2006
Aroclor 1260	ND	0.09		mg/Kg-dry	1	2/19/2006
Pesticides						
	SW8081 (SW3550B)			Prep Date: 2/16/2006		Analyst: ERP
4,4'-DDO	ND	0.0037		mg/Kg-dry	1	2/19/2006
4,4'-DDE	ND	0.0037		mg/Kg-dry	1	2/19/2006
4,4'-DDT	ND	0.0037		mg/Kg-dry	1	2/19/2006
Aldrin	ND	0.0018		mg/Kg-dry	1	2/19/2006
alpha-BHC	ND	0.0018		mg/Kg-dry	1	2/19/2006
alpha-Chlordane	ND	0.0018		mg/Kg-dry	1	2/19/2006
beta-BHC	ND	0.0018		mg/Kg-dry	1	2/19/2006
Chlordane	ND	0.09		mg/Kg-dry	1	2/19/2006
delta-BHC	ND	0.0018		mg/Kg-dry	1	2/19/2006
Dieldrin	ND	0.0037		mg/Kg-dry	1	2/19/2006
Endosulfan I	ND	0.0018		mg/Kg-dry	1	2/19/2006
Endosulfan II	ND	0.0037		mg/Kg-dry	1	2/19/2006
Endosulfan sulfate	ND	0.0037		mg/Kg-dry	1	2/19/2006
Endrin	ND	0.0037		mg/Kg-dry	1	2/19/2006
Endrin aldehyde	ND	0.0037		mg/Kg-dry	1	2/19/2006
Endrin ketone	ND	0.0037		mg/Kg-dry	1	2/19/2006
gamma-BHC	ND	0.0018		mg/Kg-dry	1	2/19/2006
gamma-Chlordane	ND	0.0018		mg/Kg-dry	1	2/19/2006
Heptachlor	ND	0.0018		mg/Kg-dry	1	2/19/2006
Heptachlor epoxide	ND	0.0018		mg/Kg-dry	1	2/19/2006
Melthoxychlor	ND	0.0018		mg/Kg-dry	1	2/19/2006
Toxaphene	ND	0.11		mg/Kg-dry	1	2/19/2006
Mercury						
	SW7471A			Prep Date: 2/16/2006		Analyst: JG
Mercury	ND	0.027		mg/Kg-dry	1	2/16/2006
Metals by ICP/MS						
	SW6020 (SW3050B)			Prep Date: 2/16/2006		Analyst: JG
Aluminum	9300	110		mg/Kg-dry	50	2/17/2006
Antimony	ND	2.2		mg/Kg-dry	10	2/16/2006
Arsenic	2.7	1.1		mg/Kg-dry	10	2/16/2006
Barium	48	1.1		mg/Kg-dry	10	2/16/2006

Qualifiers:
 ND - Not Detected at the Reporting Limit
 J - Analyte detected below quantitation limits
 B - Analyte detected in the associated Method Blank
 HT - Sample received past holding time
 * - Non-accredited parameter

RL - Reporting / Quantitation Limit for the analysis
 S - Spike Recovery outside accepted recovery limits
 R - RPD outside accepted recovery limits
 E - Value above quantitation range
 H - Holding time exceeded

STAT Analysis Corporation

2255 West Harrison St., Suite B, Chicago, IL 60612-3505

Tel: (312) 733-0551 Fax: (312) 733-2386 STATinfo@STATAnalysis.com

Accreditation Numbers: IEPA ELAP 100445; ORELAP IL300001; AIHA 101160; NVLAP LabCode 101202-0

Report Date: February 21, 2006

Print Date: February 21, 2006

Client:	Environmental Group Services, Ltd.	Client Sample ID:	GP-24 (5-6)
Lab Order:	06020309	Tag Number:	
Project:	Marengo 2	Collection Date:	2/15/2006 10:30:00 AM
Lab ID:	06020309-012B	Matrix:	Soil

Analyses	Result	RL	Qualifier	Units	DF	Date Analyzed
Metals by ICP/MS						
	SW6020 (SW3050B)			Prep Date: 2/16/2006		Analyst: JG
Beryllium	ND	0.54		mg/Kg-dry	10	2/16/2006
Cadmium	ND	0.54		mg/Kg-dry	10	2/16/2006
Calcium	54000	65		mg/Kg-dry	10	2/16/2006
Chromium	15	1.1		mg/Kg-dry	10	2/16/2006
Cobalt	6.6	1.1		mg/Kg-dry	10	2/16/2006
Copper	9.8	2.7		mg/Kg-dry	10	2/16/2006
Iron	11000	32		mg/Kg-dry	10	2/16/2006
Lead	8.2	0.54		mg/Kg-dry	10	2/16/2006
Magnesium	25000	32		mg/Kg-dry	10	2/16/2006
Manganese	240	1.1		mg/Kg-dry	10	2/16/2006
Nickel	16	1.1		mg/Kg-dry	10	2/16/2006
Polassium	1300	32		mg/Kg-dry	10	2/16/2006
Selenium	ND	1.1		mg/Kg-dry	10	2/16/2006
Silver	ND	1.1		mg/Kg-dry	10	2/16/2006
Sodium	72	65		mg/Kg-dry	10	2/16/2006
Thallium	ND	1.1		mg/Kg-dry	10	2/16/2006
Vanadium	20	1.1		mg/Kg-dry	10	2/16/2006
Zinc	26	5.4		mg/Kg-dry	10	2/16/2006
Polynuclear Aromatic Hydrocarbons						
	SW8270C-SIM (SW3550B)			Prep Date: 2/18/2006		Analyst: VS
Acenaphthene	ND	0.028		mg/Kg-dry	1	2/18/2006
Acenaphthylene	ND	0.028		mg/Kg-dry	1	2/18/2006
Anthracene	ND	0.028		mg/Kg-dry	1	2/18/2006
Benz(a)anthracene	ND	0.028		mg/Kg-dry	1	2/18/2006
Benzo(a)pyrene	ND	0.028		mg/Kg-dry	1	2/18/2006
Benzo(b)fluoranthene	ND	0.028		mg/Kg-dry	1	2/18/2006
Benzo(g,h,i)perylene	ND	0.028		mg/Kg-dry	1	2/18/2006
Benzo(k)fluoranthene	ND	0.028		mg/Kg-dry	1	2/18/2006
Chrysene	ND	0.028		mg/Kg-dry	1	2/18/2006
Dibenz(a,h)anthracene	ND	0.028		mg/Kg-dry	1	2/18/2006
Fluoranthene	ND	0.028		mg/Kg-dry	1	2/18/2006
Fluorene	ND	0.028		mg/Kg-dry	1	2/18/2006
Indeno(1,2,3-cd)pyrene	ND	0.028		mg/Kg-dry	1	2/18/2006
Naphthalene	ND	0.028		mg/Kg-dry	1	2/18/2006
Phenanthrene	ND	0.028		mg/Kg-dry	1	2/18/2006
Pyrene	ND	0.028		mg/Kg-dry	1	2/18/2006
Semivolatile Organic Compounds by GC/MS						
	SW8270C (SW3550B)			Prep Date: 2/17/2006		Analyst: PAB
1,2,4-Trichlorobenzene	ND	0.19		mg/Kg-dry	1	2/20/2006

Qualifiers:
 ND - Not Detected at the Reporting Limit
 J - Analyte detected below quantitation limits
 B - Analyte detected in the associated Method Blank
 HT - Sample received past holding time
 * - Non-accredited parameter

RL - Reporting / Quantitation Limit for the analysis
 S - Spike Recovery outside accepted recovery limits
 R - RPD outside accepted recovery limits
 E - Value above quantitation range
 H - Holding time exceeded

STAT Analysis Corporation

2255 West Harrison St., Suite B, Chicago, IL 60612-3505

Tel: (312) 733-0551 Fax: (312) 733-2386 STATinfo@STATAnalysis.com

Accreditation Numbers: IEPA ELAP 100445; ORELAP IL300001; AIHA 101160; NVLAP LabCode 101202-0

Report Date: February 21, 2006

Print Date: February 21, 2006

Client:	Environmental Group Services, Ltd.	Client Sample ID:	GP-24 (5-6)
Lab Order:	06020309	Tag Number:	
Project:	Marengo 2	Collection Date:	2/15/2006 10:30:00 AM
Lab ID:	06020309-012B	Matrix:	Soil

Analyses	Result	RL	Qualifier	Units	DF	Date Analyzed
Semivolatile Organic Compounds by GC/MS		SW8270C (SW3550B)		Prep Date: 2/17/2006		Analyst: PAB
1,2-Dichlorobenzene	ND	0.19		mg/Kg-dry	1	2/20/2006
1,3-Dichlorobenzene	ND	0.19		mg/Kg-dry	1	2/20/2006
1,4-Dichlorobenzene	ND	0.19		mg/Kg-dry	1	2/20/2006
2, 2'-oxybis(1-Chloropropane)	ND	0.19		mg/Kg-dry	1	2/20/2006
2,4,5-Trichlorophenol	ND	0.37		mg/Kg-dry	1	2/20/2006
2,4,6-Trichlorophenol	ND	0.19		mg/Kg-dry	1	2/20/2006
2,4-Dichlorophenol	ND	0.19		mg/Kg-dry	1	2/20/2006
2,4-Dimethylphenol	ND	0.19		mg/Kg-dry	1	2/20/2006
2,4-Dinitrophenol	ND	0.89		mg/Kg-dry	1	2/20/2006
2,4-Dinitrotoluene	ND	0.19		mg/Kg-dry	1	2/20/2006
2,6-Dinitrotoluene	ND	0.19		mg/Kg-dry	1	2/20/2006
2-Chloronaphthalene	ND	0.19		mg/Kg-dry	1	2/20/2006
2-Chlorophenol	ND	0.19		mg/Kg-dry	1	2/20/2006
2-Methylnaphthalene	ND	0.19		mg/Kg-dry	1	2/20/2006
2-Methylphenol	ND	0.19		mg/Kg-dry	1	2/20/2006
2-Nitroaniline	ND	0.89		mg/Kg-dry	1	2/20/2006
2-Nitrophenol	ND	0.19		mg/Kg-dry	1	2/20/2006
3,3'-Dichlorobenzidine	ND	0.37		mg/Kg-dry	1	2/20/2006
3-Nitroaniline	ND	0.89		mg/Kg-dry	1	2/20/2006
4,6-Dinitro-2-methylphenol	ND	0.89		mg/Kg-dry	1	2/20/2006
4-Bromophenyl phenyl ether	ND	0.19		mg/Kg-dry	1	2/20/2006
4-Chloro-3-methylphenol	ND	0.19		mg/Kg-dry	1	2/20/2006
4-Chloroaniline	ND	0.19		mg/Kg-dry	1	2/20/2006
4-Chlorophenyl phenyl ether	ND	0.19		mg/Kg-dry	1	2/20/2006
4-Methylphenol	ND	0.19		mg/Kg-dry	1	2/20/2006
4-Nitroaniline	ND	0.89		mg/Kg-dry	1	2/20/2006
4-Nitrophenol	ND	0.89		mg/Kg-dry	1	2/20/2006
Aniline	ND	0.19		mg/Kg-dry	1	2/20/2006
Benzidine	ND	0.19		mg/Kg-dry	1	2/20/2006
Benzoic acid	ND	0.89		mg/Kg-dry	1	2/20/2006
Benzyl alcohol	ND	0.19		mg/Kg-dry	1	2/20/2006
Bis(2-chloroethoxy)methane	ND	0.19		mg/Kg-dry	1	2/20/2006
Bis(2-chloroethyl)ether	ND	0.19		mg/Kg-dry	1	2/20/2006
Bis(2-ethylhexyl)phthalate	ND	0.19		mg/Kg-dry	1	2/20/2006
Butyl benzyl phthalate	ND	0.19		mg/Kg-dry	1	2/20/2006
Carbazole	ND	0.19		mg/Kg-dry	1	2/20/2006
Di-n-butyl phthalate	ND	0.19		mg/Kg-dry	1	2/20/2006
Di-n-octyl phthalate	ND	0.19		mg/Kg-dry	1	2/20/2006

Qualifiers:	ND - Not Detected at the Reporting Limit	RL - Reporting / Quantitation Limit for the analysis
	J - Analyte detected below quantitation limits	S - Spike Recovery outside accepted recovery limits
	B - Analyte detected in the associated Method Blank	R - RPD outside accepted recovery limits
	HT - Sample received past holding time	E - Value above quantitation range
	* - Non-accredited parameter	H - Holding time exceeded

STAT Analysis Corporation

2255 West Harrison St., Suite B, Chicago, IL 60612-3505

Tel: (312) 733-0551 Fax: (312) 733-2386 STATinfo@STATAnalysis.com

Accreditation Numbers: IEPA ELAP 100445; ORELAP IL300001; AIHA 101160; NVLAP LabCode 101202-0

Report Date: February 21, 2006

Print Date: February 21, 2006

Client: Environmental Group Services, Ltd.
 Lab Order: 06020309
 Project: Marengo 2
 Lab ID: 06020309-012B

Client Sample ID: GP-24 (5-6)
 Tag Number:
 Collection Date: 2/15/2006 10:30:00 AM
 Matrix: Soil

Analyses	Result	RL	Qualifier	Units	DF	Date Analyzed
Semivolatile Organic Compounds by GC/MS						
	SW8270C (SW3550B)				Prep Date: 2/17/2006	Analyst: PAB
Dibenzofuran	ND	0.19		mg/Kg-dry	1	2/20/2006
Diethyl phthalate	ND	0.19		mg/Kg-dry	1	2/20/2006
Dimethyl phthalate	ND	0.19		mg/Kg-dry	1	2/20/2006
Hexachlorobenzene	ND	0.19		mg/Kg-dry	1	2/20/2006
Hexachlorobutadiene	ND	0.19		mg/Kg-dry	1	2/20/2006
Hexachlorocyclopentadiene	ND	0.19		mg/Kg-dry	1	2/20/2006
Hexachloroethane	ND	0.19		mg/Kg-dry	1	2/20/2006
Isophorone	ND	0.19		mg/Kg-dry	1	2/20/2006
N-Nitrosodi-n-propylamine	ND	0.19		mg/Kg-dry	1	2/20/2006
N-Nitrosodimethylamine	ND	0.19		mg/Kg-dry	1	2/20/2006
N-Nitrosodiphenylamine	ND	0.19		mg/Kg-dry	1	2/20/2006
Nitrobenzene	ND	0.19		mg/Kg-dry	1	2/20/2006
Pentachlorophenol	ND	0.89		mg/Kg-dry	1	2/20/2006
Phenol	ND	0.19		mg/Kg-dry	1	2/20/2006
Pyridine	ND	0.19		mg/Kg-dry	1	2/20/2006
Cyanide, Total						
	SW9012A				Prep Date: 2/16/2006	Analyst: YZ
Cyanide	ND	0.29		mg/Kg-dry	1	2/17/2006
pH (25 °C)						
	SW9045C				Prep Date: 2/16/2006	Analyst: RW
pH	8.2			pH Units	1	2/16/2006
Percent Moisture						
	D2974				Prep Date: 2/16/2006	Analyst: RW
Percent Moisture	12.3	0.01		wt%	1	2/17/2006

Qualifiers: ND - Not Detected at the Reporting Limit
 J - Analyte detected below quantitation limits
 B - Analyte detected in the associated Method Blank
 HT - Sample received past holding time
 * - Non-accredited parameter

RL - Reporting / Quantitation Limit for the analysis
 S - Spike Recovery outside accepted recovery limits
 R - RPD outside accepted recovery limits
 E - Value above quantitation range
 H - Holding time exceeded

STAT Analysis Corporation

2255 West Harrison St., Suite B, Chicago, IL 60612-3505

Tel: (312) 733-0551 Fax: (312) 733-2386 STATinfo@STATAnalysis.com

Accreditation Numbers: IEPA ELAP 100445; ORELAP IL300001; AIHA 101160; NVLAP LabCode 101202-0

Report Date: February 21, 2006

Print Date: February 21, 2006

Client:	Environmental Group Services, Ltd.	Client Sample ID:	GP-25 (4-5)
Lab Order:	06020309	Tag Number:	
Project:	Marengo 2	Collection Date:	2/15/2006 11:00:00 AM
Lab ID:	06020309-013A	Matrix:	Soil

Analyses	Result	RL	Qualifier	Units	DF	Date Analyzed
Volatile Organic Compounds by GC/MS		SW5035/8260B		Prep Date: 2/16/2006		Analyst: PS
Acetone	ND	0.044		mg/Kg-dry	1	2/18/2006
Benzene	ND	0.0044		mg/Kg-dry	1	2/18/2006
Bromodichloromethane	ND	0.0044		mg/Kg-dry	1	2/18/2006
Bromoform	ND	0.0044		mg/Kg-dry	1	2/18/2006
Bromomethane	ND	0.0087		mg/Kg-dry	1	2/18/2006
2-Butanone	ND	0.0087		mg/Kg-dry	1	2/18/2006
Carbon disulfide	ND	0.0044		mg/Kg-dry	1	2/18/2006
Carbon tetrachloride	ND	0.0044		mg/Kg-dry	1	2/18/2006
Chlorobenzene	ND	0.0044		mg/Kg-dry	1	2/18/2006
Dibromochloromethane	ND	0.0044		mg/Kg-dry	1	2/18/2006
Chloroethane	ND	0.0087		mg/Kg-dry	1	2/18/2006
Chloroform	ND	0.0044		mg/Kg-dry	1	2/18/2006
Chloromethane	ND	0.0087		mg/Kg-dry	1	2/18/2006
1,1-Dichloroethane	ND	0.0044		mg/Kg-dry	1	2/18/2006
1,2-Dichloroethane	ND	0.0044		mg/Kg-dry	1	2/18/2006
1,1-Dichloroethene	ND	0.0044		mg/Kg-dry	1	2/18/2006
cis-1,2-Dichloroethene	ND	0.0044		mg/Kg-dry	1	2/18/2006
trans-1,2-Dichloroethene	ND	0.0044		mg/Kg-dry	1	2/18/2006
1,2-Dichloropropane	ND	0.0044		mg/Kg-dry	1	2/18/2006
cis-1,3-Dichloropropene	ND	0.0044		mg/Kg-dry	1	2/18/2006
trans-1,3-Dichloropropene	ND	0.0044		mg/Kg-dry	1	2/18/2006
Ethylbenzene	ND	0.0044		mg/Kg-dry	1	2/18/2006
2-Hexanone	ND	0.0087		mg/Kg-dry	1	2/18/2006
4-Methyl-2-pentanone	ND	0.0087		mg/Kg-dry	1	2/18/2006
Methylene chloride	ND	0.0087		mg/Kg-dry	1	2/18/2006
Methyl tert-butyl ether	ND	0.0044		mg/Kg-dry	1	2/18/2006
Styrene	ND	0.0044		mg/Kg-dry	1	2/18/2006
1,1,2,2-Tetrachloroethane	ND	0.0044		mg/Kg-dry	1	2/18/2006
Tetrachloroethene	ND	0.0044		mg/Kg-dry	1	2/18/2006
Toluene	0.006	0.0044		mg/Kg-dry	1	2/18/2006
1,1,1-Trichloroethane	ND	0.0044		mg/Kg-dry	1	2/18/2006
1,1,2-Trichloroethane	ND	0.0044		mg/Kg-dry	1	2/18/2006
Trichloroethene	ND	0.0044		mg/Kg-dry	1	2/18/2006
Vinyl chloride	ND	0.0044		mg/Kg-dry	1	2/18/2006
Xylenes, Total	ND	0.013		mg/Kg-dry	1	2/18/2006

Qualifiers:
 ND - Not Detected at the Reporting Limit
 J - Analyte detected below quantitation limits
 B - Analyte detected in the associated Method Blank
 HT - Sample received past holding time
 * - Non-accredited parameter

RL - Reporting / Quantitation Limit for the analysis
 S - Spike Recovery outside accepted recovery limits
 R - RPD outside accepted recovery limits
 E - Value above quantitation range
 H - Holding time exceeded

STAT Analysis Corporation

2255 West Harrison St., Suite B, Chicago, IL 60612-3505

Tel: (312) 733-0551 Fax: (312) 733-2386 STATinfo@STATAnalysis.com

Accreditation Numbers: IEPA ELAP 100445; ORELAP IL300001; AIHA 101160; NVLAP LabCode 101202-0

Report Date: February 21, 2006

Print Date: February 21, 2006

Client:	Environmental Group Services, Ltd.	Client Sample ID:	GP-25 (4-5)
Lab Order:	06020309	Tag Number:	
Project:	Marengo 2	Collection Date:	2/15/2006 11:00:00 AM
Lab ID:	06020309-013B	Matrix:	Soil

Analyses	Result	RL	Qualifier	Units	DF	Date Analyzed
PCBs						
	SW8082 (SW3550B)			Prep Date: 2/16/2006		Analyst: ERP
Aroclor 1016	ND	0.089		mg/Kg-dry	1	2/19/2006
Aroclor 1221	ND	0.089		mg/Kg-dry	1	2/19/2006
Aroclor 1232	ND	0.089		mg/Kg-dry	1	2/19/2006
Aroclor 1242	ND	0.089		mg/Kg-dry	1	2/19/2006
Aroclor 1248	ND	0.089		mg/Kg-dry	1	2/19/2006
Aroclor 1254	0.23	0.089		mg/Kg-dry	1	2/19/2006
Aroclor 1260	ND	0.089		mg/Kg-dry	1	2/19/2006
Pesticides						
	SW8081 (SW3550B)			Prep Date: 2/16/2006		Analyst: ERP
4,4'-DDD	ND	0.0037		mg/Kg-dry	1	2/19/2006
4,4'-DDE	ND	0.0037		mg/Kg-dry	1	2/19/2006
4,4'-DDT	ND	0.0037		mg/Kg-dry	1	2/19/2006
Aldrin	ND	0.0018		mg/Kg-dry	1	2/19/2006
alpha-BHC	ND	0.0018		mg/Kg-dry	1	2/19/2006
alpha-Chlordane	ND	0.0018		mg/Kg-dry	1	2/19/2006
beta-BHC	ND	0.0018		mg/Kg-dry	1	2/19/2006
Chlordane	ND	0.089		mg/Kg-dry	1	2/19/2006
delta-BHC	ND	0.0018		mg/Kg-dry	1	2/19/2006
Dieldrin	ND	0.0037		mg/Kg-dry	1	2/19/2006
Endosulfan I	ND	0.0018		mg/Kg-dry	1	2/19/2006
Endosulfan II	ND	0.0037		mg/Kg-dry	1	2/19/2006
Endosulfan sulfate	ND	0.0037		mg/Kg-dry	1	2/19/2006
Endrin	ND	0.0037		mg/Kg-dry	1	2/19/2006
Endrin aldehyde	ND	0.0037		mg/Kg-dry	1	2/19/2006
Endrin ketone	ND	0.0037		mg/Kg-dry	1	2/19/2006
gamma-BHC	ND	0.0018		mg/Kg-dry	1	2/19/2006
gamma-Chlordane	ND	0.0018		mg/Kg-dry	1	2/19/2006
Heptachlor	ND	0.0018		mg/Kg-dry	1	2/19/2006
Heptachlor epoxide	ND	0.0018		mg/Kg-dry	1	2/19/2006
Methoxychlor	ND	0.0018		mg/Kg-dry	1	2/19/2006
Toxaphene	ND	0.11		mg/Kg-dry	1	2/19/2006
Mercury						
	SW7471A			Prep Date: 2/16/2006		Analyst: JG
Mercury	ND	0.027		mg/Kg-dry	1	2/16/2006
Metals by ICP/MS						
	SW6020 (SW3050B)			Prep Date: 2/16/2006		Analyst: JG
Aluminum	6700	100		mg/Kg-dry	50	2/17/2006
Antimony	ND	2.1		mg/Kg-dry	10	2/16/2006
Arsenic	2.4	1		mg/Kg-dry	10	2/16/2006
Barium	130	1		mg/Kg-dry	10	2/16/2006

Qualifiers:
 ND - Not Detected at the Reporting Limit
 J - Analyte detected below quantitation limits
 B - Analyte detected in the associated Method Blank
 HT - Sample received past holding time
 * - Non-accredited parameter

RL - Reporting / Quantitation Limit for the analysis
 S - Spike Recovery outside accepted recovery limits
 R - RPD outside accepted recovery limits
 E - Value above quantitation range
 H - Holding time exceeded

STAT Analysis Corporation

2255 West Harrison St., Suite B, Chicago, IL 60612-3505

Tel: (312) 733-0551 Fax: (312) 733-2386 STATinfo@STATAnalysis.com

Accreditation Numbers: IEPA ELAP 100445; ORELAP IL300001; AIHA 101160; NVLAP LabCode 101202-0

Report Date: February 21, 2006

Print Date: February 21, 2006

Client:	Environmental Group Services, Ltd.	Client Sample ID:	GP-25 (4-5)
Lab Order:	06020309	Tag Number:	
Project:	Marengo 2	Collection Date:	2/15/2006 11:00:00 AM
Lab ID:	06020309-013B	Matrix:	Soil

Analyses	Result	RL	Qualifier	Units	DF	Date Analyzed
Metals by ICP/MS						
	SW6020 (SW3050B)				Prep Date: 2/16/2006	Analyst: JG
Beryllium	ND	0.52		mg/Kg-dry	10	2/16/2006
Cadmium	ND	0.52		mg/Kg-dry	10	2/16/2006
Calcium	49000	62		mg/Kg-dry	10	2/16/2006
Chromium	11	1		mg/Kg-dry	10	2/16/2006
Cobalt	22	1		mg/Kg-dry	10	2/16/2006
Copper	9.9	2.6		mg/Kg-dry	10	2/16/2006
Iron	8400	31		mg/Kg-dry	10	2/16/2006
Lead	19	0.52		mg/Kg-dry	10	2/16/2006
Magnesium	23000	31		mg/Kg-dry	10	2/16/2006
Manganese	290	1		mg/Kg-dry	10	2/16/2006
Nickel	50	1		mg/Kg-dry	10	2/16/2006
Potassium	830	31		mg/Kg-dry	10	2/16/2006
Selenium	ND	1		mg/Kg-dry	10	2/16/2006
Silver	ND	1		mg/Kg-dry	10	2/16/2006
Sodium	ND	62		mg/Kg-dry	10	2/16/2006
Thallium	ND	1		mg/Kg-dry	10	2/16/2006
Vanadium	17	1		mg/Kg-dry	10	2/16/2006
Zinc	28	5.2		mg/Kg-dry	10	2/16/2006
Polynuclear Aromatic Hydrocarbons						
	SW8270C-SIM (SW3550B)				Prep Date: 2/18/2006	Analyst: VS
Acenaphthene	ND	0.027		mg/Kg-dry	1	2/18/2006
Acenaphthylene	ND	0.027		mg/Kg-dry	1	2/18/2006
Anthracene	ND	0.027		mg/Kg-dry	1	2/18/2006
Benz(a)anthracene	ND	0.027		mg/Kg-dry	1	2/18/2006
Benzo(a)pyrene	ND	0.027		mg/Kg-dry	1	2/18/2006
Benzo(b)fluoranthene	ND	0.027		mg/Kg-dry	1	2/18/2006
Benzo(g,h,i)perylene	ND	0.027		mg/Kg-dry	1	2/18/2006
Benzo(k)fluoranthene	ND	0.027		mg/Kg-dry	1	2/18/2006
Chrysene	ND	0.027		mg/Kg-dry	1	2/18/2006
Dibenz(a,h)anthracene	ND	0.027		mg/Kg-dry	1	2/18/2006
Fluoranthene	0.045	0.027		mg/Kg-dry	1	2/18/2006
Fluorene	ND	0.027		mg/Kg-dry	1	2/18/2006
Indeno(1,2,3-cd)pyrene	ND	0.027		mg/Kg-dry	1	2/18/2006
Naphthalene	ND	0.027		mg/Kg-dry	1	2/18/2006
Phenanthrene	ND	0.027		mg/Kg-dry	1	2/18/2006
Pyrene	0.034	0.027		mg/Kg-dry	1	2/18/2006
Semivolatile Organic Compounds by GC/MS						
	SW8270C (SW3550B)				Prep Date: 2/17/2006	Analyst: PAB
1,2,4-Trichlorobenzene	ND	0.18		mg/Kg-dry	1	2/20/2006

Qualifiers:

ND - Not Detected at the Reporting Limit

J - Analyte detected below quantitation limits

B - Analyte detected in the associated Method Blank

HT - Sample received past holding time

* - Non-accredited parameter

RL - Reporting / Quantitation Limit for the analysis

S - Spike Recovery outside accepted recovery limits

R - RPD outside accepted recovery limits

E - Value above quantitation range

H - Holding time exceeded

STAT Analysis Corporation

2255 West Harrison St., Suite B, Chicago, IL 60612-3505

Tel: (312) 733-0551 Fax: (312) 733-2386 STATinfo@STATAnalysis.com

Accreditation Numbers: IEPA ELAP 100445; ORELAP IL300001; AIHA 101160; NVLAP LabCode 101202-0

Report Date: February 21, 2006

Print Date: February 21, 2006

Client:	Environmental Group Services, Ltd.	Client Sample ID:	GP-25 (4-5)
Lab Order:	06020309	Tag Number:	
Project:	Marengo 2	Collection Date:	2/15/2006 11:00:00 AM
Lab ID:	06020309-013B	Matrix:	Soil

Analyses	Result	RL	Qualifier	Units	DF	Date Analyzed
Semivolatile Organic Compounds by GC/MS		SW8270C (SW3550B)		Prep Date: 2/17/2006		Analyst: PAB
1,2-Dichlorobenzene	ND	0.18		mg/Kg-dry	1	2/20/2006
1,3-Dichlorobenzene	ND	0.18		mg/Kg-dry	1	2/20/2006
1,4-Dichlorobenzene	ND	0.18		mg/Kg-dry	1	2/20/2006
2, 2'-oxybis(1-Chloropropane	ND	0.18		mg/Kg-dry	1	2/20/2006
2,4,5-Trichlorophenol	ND	0.36		mg/Kg-dry	1	2/20/2006
2,4,6-Trichlorophenol	ND	0.18		mg/Kg-dry	1	2/20/2006
2,4-Dichlorophenol	ND	0.18		mg/Kg-dry	1	2/20/2006
2,4-Dimethylphenol	ND	0.18		mg/Kg-dry	1	2/20/2006
2,4-Dinitrophenol	ND	0.87		mg/Kg-dry	1	2/20/2006
2,4-Dinitrotoluene	ND	0.18		mg/Kg-dry	1	2/20/2006
2,6-Dinitrotoluene	ND	0.18		mg/Kg-dry	1	2/20/2006
2-Chloronaphthalene	ND	0.18		mg/Kg-dry	1	2/20/2006
2-Chlorophenol	ND	0.18		mg/Kg-dry	1	2/20/2006
2-Methylnaphthalene	ND	0.18		mg/Kg-dry	1	2/20/2006
2-Methylphenol	ND	0.18		mg/Kg-dry	1	2/20/2006
2-Nitroaniline	ND	0.87		mg/Kg-dry	1	2/20/2006
2-Nitrophenol	ND	0.18		mg/Kg-dry	1	2/20/2006
3,3'-Dichlorobenzidine	ND	0.36		mg/Kg-dry	1	2/20/2006
3-Nitroaniline	ND	0.87		mg/Kg-dry	1	2/20/2006
4,6-Dinitro-2-methylphenol	ND	0.87		mg/Kg-dry	1	2/20/2006
4-Bromophenyl phenyl ether	ND	0.18		mg/Kg-dry	1	2/20/2006
4-Chloro-3-methylphenol	ND	0.18		mg/Kg-dry	1	2/20/2006
4-Chloroaniline	ND	0.18		mg/Kg-dry	1	2/20/2006
4-Chlorophenyl phenyl ether	ND	0.18		mg/Kg-dry	1	2/20/2006
4-Methylphenol	ND	0.18		mg/Kg-dry	1	2/20/2006
4-Nitroaniline	ND	0.87		mg/Kg-dry	1	2/20/2006
4-Nitrophenol	ND	0.87		mg/Kg-dry	1	2/20/2006
Aniline	ND	0.18		mg/Kg-dry	1	2/20/2006
Benzidine	ND	0.18		mg/Kg-dry	1	2/20/2006
Benzoic acid	ND	0.87		mg/Kg-dry	1	2/20/2006
Benzyl alcohol	ND	0.18		mg/Kg-dry	1	2/20/2006
Bis(2-chloroethoxy)methane	ND	0.18		mg/Kg-dry	1	2/20/2006
Bis(2-chloroethyl)ether	ND	0.18		mg/Kg-dry	1	2/20/2006
Bis(2-ethylhexyl)phthalate	ND	0.18		mg/Kg-dry	1	2/20/2006
Butyl benzyl phthalate	ND	0.18		mg/Kg-dry	1	2/20/2006
Carbazole	ND	0.18		mg/Kg-dry	1	2/20/2006
Di-n-butyl phthalate	ND	0.18		mg/Kg-dry	1	2/20/2006
Di-n-octyl phthalate	ND	0.18		mg/Kg-dry	1	2/20/2006

Qualifiers:
 ND - Not Detected at the Reporting Limit
 J - Analyte detected below quantitation limits
 B - Analyte detected in the associated Method Blank
 HT - Sample received past holding time
 * - Non-accredited parameter

RL - Reporting / Quantitation Limit for the analysis
 S - Spike Recovery outside accepted recovery limits
 R - RPD outside accepted recovery limits
 E - Value above quantitation range
 H - Holding time exceeded

STAT Analysis Corporation

2255 West Harrison St., Suite B, Chicago, IL 60612-3505

Tel: (312) 733-0551 Fax: (312) 733-2386 STATinfo@STATAnalysis.com

Accreditation Numbers: IEPA ELAP 100445; ORELAP IL300001; AIHA 101160; NVLAP LabCode 101202-0

Report Date: February 21, 2006

Print Date: February 21, 2006

Client:	Environmental Group Services, Ltd.	Client Sample ID:	GP-25 (4-5)
Lab Order:	06020309	Tag Number:	
Project:	Marengo 2	Collection Date:	2/15/2006 11:00:00 AM
Lab ID:	06020309-013B	Matrix:	Soil

Analyses	Result	RL	Qualifier	Units	DF	Date Analyzed
Semivolatile Organic Compounds by GC/MS						
	SW8270C (SW3550B)				Prep Date: 2/17/2006	Analyst: PAB
Dibenzofuran	ND	0.18		mg/Kg-dry	1	2/20/2006
Diethyl phthalate	ND	0.18		mg/Kg-dry	1	2/20/2006
Dimethyl phthalate	ND	0.18		mg/Kg-dry	1	2/20/2006
Hexachlorobenzene	ND	0.18		mg/Kg-dry	1	2/20/2006
Hexachlorobutadiene	ND	0.18		mg/Kg-dry	1	2/20/2006
Hexachlorocyclopentadiene	ND	0.18		mg/Kg-dry	1	2/20/2006
Hexachloroethane	ND	0.18		mg/Kg-dry	1	2/20/2006
Isophorone	ND	0.18		mg/Kg-dry	1	2/20/2006
N-Nitrosodi-n-propylamine	ND	0.18		mg/Kg-dry	1	2/20/2006
N-Nitrosodimethylamine	ND	0.18		mg/Kg-dry	1	2/20/2006
N-Nitrosodiphenylamine	ND	0.18		mg/Kg-dry	1	2/20/2006
Nitrobenzene	ND	0.18		mg/Kg-dry	1	2/20/2006
Pentachlorophenol	ND	0.87		mg/Kg-dry	1	2/20/2006
Phenol	ND	0.18		mg/Kg-dry	1	2/20/2006
Pyridine	ND	0.18		mg/Kg-dry	1	2/20/2006
Cyanide, Total						
	SW9012A				Prep Date: 2/16/2006	Analyst: YZ
Cyanide	ND	0.28		mg/Kg-dry	1	2/17/2006
pH (25 °C)						
	SW9045C				Prep Date: 2/16/2006	Analyst: RW
pH	8.2			pH Units	1	2/16/2006
Percent Moisture						
	D2974				Prep Date: 2/16/2006	Analyst: ICD
Percent Moisture	10.5	0.01		wl%	1	2/17/2006

Qualifiers: ND - Not Detected at the Reporting Limit
 J - Analyte detected below quantitation limits
 B - Analyte detected in the associated Method Blank
 HT - Sample received past holding time
 * - Non-accredited parameter

RL - Reporting / Quantitation Limit for the analysis
 S - Spike Recovery outside accepted recovery limits
 R - RPD outside accepted recovery limits
 E - Value above quantitation range
 H - Holding time exceeded

STAT Analysis Corporation

2255 West Harrison St., Suite B, Chicago, IL 60612-3505

Tel: (312) 733-0551 Fax: (312) 733-2386 STATinfo@STATAnalysis.com

Accreditation Numbers: IEPA ELAP 100445; ORELAP IL300001; AIHA 101160; NVLAP LabCode 101202-0

Report Date: February 21, 2006

Print Date: February 21, 2006

Client:	Environmental Group Services, Ltd.	Client Sample ID:	GP-26 (5-6)
Lab Order:	06020309	Tag Number:	
Project:	Marengo 2	Collection Date:	2/15/2006 11:15:00 AM
Lab ID:	06020309-014A	Matrix:	Soil

Analyses	Result	RL	Qualifier	Units	DF	Date Analyzed
Volatile Organic Compounds by GC/MS		SW5035/8260B		Prep Date: 2/16/2006		Analyst: PS
Acetone	0.059	0.051		mg/Kg-dry	1	2/18/2006
Benzene	ND	0.0051		mg/Kg-dry	1	2/18/2006
Bromodichloromethane	ND	0.0051		mg/Kg-dry	1	2/18/2006
Bromoform	ND	0.0051		mg/Kg-dry	1	2/18/2006
Bromomethane	ND	0.01		mg/Kg-dry	1	2/18/2006
2-Butanone	ND	0.01		mg/Kg-dry	1	2/18/2006
Carbon disulfide	ND	0.0051		mg/Kg-dry	1	2/18/2006
Carbon tetrachloride	ND	0.0051		mg/Kg-dry	1	2/18/2006
Chlorobenzene	ND	0.0051		mg/Kg-dry	1	2/18/2006
Dibromochloromethane	ND	0.0051		mg/Kg-dry	1	2/18/2006
Chloroethane	ND	0.01		mg/Kg-dry	1	2/18/2006
Chloroform	ND	0.0051		mg/Kg-dry	1	2/18/2006
Chloromethane	ND	0.01		mg/Kg-dry	1	2/18/2006
1,1-Dichloroethane	ND	0.0051		mg/Kg-dry	1	2/18/2006
1,2-Dichloroethane	ND	0.0051		mg/Kg-dry	1	2/18/2006
1,1-Dichloroethene	ND	0.0051		mg/Kg-dry	1	2/18/2006
cis-1,2-Dichloroethene	ND	0.0051		mg/Kg-dry	1	2/18/2006
trans-1,2-Dichloroethene	ND	0.0051		mg/Kg-dry	1	2/18/2006
1,2-Dichloropropane	ND	0.0051		mg/Kg-dry	1	2/18/2006
cis-1,3-Dichloropropene	ND	0.0051		mg/Kg-dry	1	2/18/2006
trans-1,3-Dichloropropene	ND	0.0051		mg/Kg-dry	1	2/18/2006
Ethylbenzene	ND	0.0051		mg/Kg-dry	1	2/18/2006
2-Hexanone	ND	0.01		mg/Kg-dry	1	2/18/2006
4-Methyl-2-pentanone	ND	0.01		mg/Kg-dry	1	2/18/2006
Methylene chloride	ND	0.01		mg/Kg-dry	1	2/18/2006
Methyl tert-butyl ether	ND	0.0051		mg/Kg-dry	1	2/18/2006
Styrene	ND	0.0051		mg/Kg-dry	1	2/18/2006
1,1,2,2-Tetrachloroethane	ND	0.0051		mg/Kg-dry	1	2/18/2006
Tetrachloroethene	ND	0.0051		mg/Kg-dry	1	2/18/2006
Toluene	ND	0.0051		mg/Kg-dry	1	2/18/2006
1,1,1-Trichloroethane	ND	0.0051		mg/Kg-dry	1	2/18/2006
1,1,2-Trichloroethane	ND	0.0051		mg/Kg-dry	1	2/18/2006
Trichloroethene	ND	0.0051		mg/Kg-dry	1	2/18/2006
Vinyl chloride	ND	0.0051		mg/Kg-dry	1	2/18/2006
Xylenes, Total	ND	0.015		mg/Kg-dry	1	2/18/2006

Qualifiers: ND - Not Detected at the Reporting Limit
 J - Analyte detected below quantitation limits
 B - Analyte detected in the associated Method Blank
 HT - Sample received past holding time
 * - Non-accredited parameter

RL - Reporting / Quantitation Limit for the analysis
 S - Spike Recovery outside accepted recovery limits
 R - RPD outside accepted recovery limits
 E - Value above quantitation range
 H - Holding time exceeded

STAT Analysis Corporation

2255 West Harrison St., Suite B, Chicago, IL 60612-3505

Tel: (312) 733-0551 Fax: (312) 733-2386 STATinfo@STATAnalysis.com

Accreditation Numbers: IEPA ELAP 100445; ORELAP IL300001; AIHA 101160; NVLAP LabCode 101202-0

Report Date: February 21, 2006

Print Date: February 21, 2006

Client:	Environmental Group Services, Ltd.	Client Sample ID:	GP-26 (5-6)
Lab Order:	06020309	Tag Number:	
Project:	Marengo 2	Collection Date:	2/15/2006 11:15:00 AM
Lab ID:	06020309-014B	Matrix:	Soil

Analyses	Result	RL	Qualifier	Units	DF	Date Analyzed
PCBs						
	SW8082 (SW3550B)		Prep Date: 2/16/2006		Analyst: ERP	
Aroclor 1016	ND	0.094		mg/Kg-dry	1	2/19/2006
Aroclor 1221	ND	0.094		mg/Kg-dry	1	2/19/2006
Aroclor 1232	ND	0.094		mg/Kg-dry	1	2/19/2006
Aroclor 1242	ND	0.094		mg/Kg-dry	1	2/19/2006
Aroclor 1248	ND	0.094		mg/Kg-dry	1	2/19/2006
Aroclor 1254	ND	0.094		mg/Kg-dry	1	2/19/2006
Aroclor 1260	ND	0.094		mg/Kg-dry	1	2/19/2006
Pesticides						
	SW8081 (SW3550B)		Prep Date: 2/16/2006		Analyst: ERP	
4,4'-DDD	ND	0.0039		mg/Kg-dry	1	2/19/2006
4,4'-DDE	ND	0.0039		mg/Kg-dry	1	2/19/2006
4,4'-DDT	ND	0.0039		mg/Kg-dry	1	2/19/2006
Aldrin	ND	0.0019		mg/Kg-dry	1	2/19/2006
alpha-BHC	ND	0.0019		mg/Kg-dry	1	2/19/2006
alpha-Chlordane	ND	0.0019		mg/Kg-dry	1	2/19/2006
beta-BHC	ND	0.0019		mg/Kg-dry	1	2/19/2006
Chlordane	ND	0.094		mg/Kg-dry	1	2/19/2006
delta-BHC	ND	0.0019		mg/Kg-dry	1	2/19/2006
Dieldrin	ND	0.0039		mg/Kg-dry	1	2/19/2006
Endosulfan I	ND	0.0019		mg/Kg-dry	1	2/19/2006
Endosulfan II	ND	0.0039		mg/Kg-dry	1	2/19/2006
Endosulfan sulfate	ND	0.0039		mg/Kg-dry	1	2/19/2006
Endrin	ND	0.0039		mg/Kg-dry	1	2/19/2006
Endrin aldehyde	ND	0.0039		mg/Kg-dry	1	2/19/2006
Endrin ketone	ND	0.0039		mg/Kg-dry	1	2/19/2006
gamma-BHC	ND	0.0019		mg/Kg-dry	1	2/19/2006
gamma-Chlordane	ND	0.0019		mg/Kg-dry	1	2/19/2006
Heptachlor	ND	0.0019		mg/Kg-dry	1	2/19/2006
Heptachlor epoxide	ND	0.0019		mg/Kg-dry	1	2/19/2006
Methoxychlor	ND	0.0019		mg/Kg-dry	1	2/19/2006
Toxaphene	ND	0.12		mg/Kg-dry	1	2/19/2006
Mercury						
	SW7471A		Prep Date: 2/16/2006		Analyst: JG	
Mercury	0.035	0.029		mg/Kg-dry	1	2/16/2006
Metals by ICP/MS						
	SW6020 (SW3050B)		Prep Date: 2/16/2006		Analyst: JG	
Aluminum	16000	110		mg/Kg-dry	50	2/17/2006
Antimony	ND	2.3		mg/Kg-dry	10	2/16/2006
Arsenic	4.3	1.1		mg/Kg-dry	10	2/16/2006
Barium	53	1.1		mg/Kg-dry	10	2/16/2006

Qualifiers:
 ND - Not Detected at the Reporting Limit
 J - Analyte detected below quantitation limits
 B - Analyte detected in the associated Method Blank
 HT - Sample received past holding time
 * - Non-accredited parameter

RL - Reporting / Quantitation Limit for the analysis
 S - Spike Recovery outside accepted recovery limits
 R - RPD outside accepted recovery limits
 E - Value above quantitation range
 H - Holding time exceeded

STAT Analysis Corporation

2255 West Harrison St., Suite B, Chicago, IL 60612-3505

Tel: (312) 733-0551 Fax: (312) 733-2386 STATInfo@STATAnalysis.com

Accreditation Numbers: IEPA ELAP 100445; ORELAP IL300001; AIHA 101160; NVLAP LabCode 101202-0

Report Date: February 21, 2006

Print Date: February 21, 2006

Client: Environmental Group Services, Ltd.	Client Sample ID: GP-26 (5-6)
Lab Order: 06020309	Tag Number:
Project: Marengo 2	Collection Date: 2/15/2006 11:15:00 AM
Lab ID: 06020309-014B	Matrix: Soil

Analyses	Result	RL	Qualifier	Units	DF	Date Analyzed
Metals by ICP/MS						
	SW6020 (SW3050B)		Prep Date: 2/16/2006		Analyst: JG	
Beryllium	0.6	0.57		mg/Kg-dry	10	2/16/2006
Cadmium	ND	0.57		mg/Kg-dry	10	2/16/2006
Calcium	1200	68		mg/Kg-dry	10	2/16/2006
Chromium	24	1.1		mg/Kg-dry	10	2/16/2006
Cobalt	7	1.1		mg/Kg-dry	10	2/16/2006
Copper	21	2.8		mg/Kg-dry	10	2/16/2006
Iron	19000	34		mg/Kg-dry	10	2/16/2006
Lead	9	0.57		mg/Kg-dry	10	2/16/2006
Magnesium	3700	34		mg/Kg-dry	10	2/16/2006
Manganese	350	1.1		mg/Kg-dry	10	2/16/2006
Nickel	20	1.1		mg/Kg-dry	10	2/16/2006
Potassium	1700	34		mg/Kg-dry	10	2/16/2006
Selenium	ND	1.1		mg/Kg-dry	10	2/16/2006
Silver	ND	1.1		mg/Kg-dry	10	2/16/2006
Sodium	ND	68		mg/Kg-dry	10	2/16/2006
Thallium	ND	1.1		mg/Kg-dry	10	2/16/2006
Vanadium	32	1.1		mg/Kg-dry	10	2/16/2006
Zinc	27	5.7		mg/Kg-dry	10	2/16/2006
Polynuclear Aromatic Hydrocarbons						
	SW8270C-SIM (SW3550B)		Prep Date: 2/18/2006		Analyst: VS	
Acenaphthene	ND	0.03		mg/Kg-dry	1	2/18/2006
Acenaphthylene	ND	0.03		mg/Kg-dry	1	2/18/2006
Anthracene	ND	0.03		mg/Kg-dry	1	2/18/2006
Benz(a)anthracene	ND	0.03		mg/Kg-dry	1	2/18/2006
Benzo(a)pyrene	ND	0.03		mg/Kg-dry	1	2/18/2006
Benzo(b)fluoranthene	ND	0.03		mg/Kg-dry	1	2/18/2006
Benzo(g,h,i)perylene	ND	0.03		mg/Kg-dry	1	2/18/2006
Benzo(k)fluoranthene	ND	0.03		mg/Kg-dry	1	2/18/2006
Chrysene	ND	0.03		mg/Kg-dry	1	2/18/2006
Dibenz(a,h)anthracene	ND	0.03		mg/Kg-dry	1	2/18/2006
Fluoranthene	ND	0.03		mg/Kg-dry	1	2/18/2006
Fluorene	ND	0.03		mg/Kg-dry	1	2/18/2006
Indeno(1,2,3-cd)pyrene	ND	0.03		mg/Kg-dry	1	2/18/2006
Naphthalene	ND	0.03		mg/Kg-dry	1	2/18/2006
Phenanthrene	ND	0.03		mg/Kg-dry	1	2/18/2006
Pyrene	ND	0.03		mg/Kg-dry	1	2/18/2006
Semivolatile Organic Compounds by GC/MS						
	SW8270C (SW3550B)		Prep Date: 2/17/2006		Analyst: PAB	
1,2,4-Trichlorobenzene	ND	0.2		mg/Kg-dry	1	2/20/2006

Qualifiers:	ND - Not Detected at the Reporting Limit	RL - Reporting / Quantitation Limit for the analysis
	J - Analyte detected below quantitation limits	S - Spike Recovery outside accepted recovery limits
	B - Analyte detected in the associated Method Blank	R - RPD outside accepted recovery limits
	HT - Sample received past holding time	E - Value above quantitation range
	* - Non-accredited parameter	H - Holding time exceeded

STAT Analysis Corporation

2255 West Harrison St., Suite B, Chicago, IL 60612-3505

Tel: (312) 733-0551 Fax: (312) 733-2386 STATinfo@STATAnalysis.com

Accreditation Numbers: IEPA ELAP 100445; ORELAP IL300001; AIHA 101160; NVLAP LabCode 101202-0

Report Date: February 21, 2006

Print Date: February 21, 2006

Client:	Environmental Group Services, Ltd.	Client Sample ID:	GP-26 (5-6)
Lab Order:	06020309	Tag Number:	
Project:	Marengo 2	Collection Date:	2/15/2006 11:15:00 AM
Lab ID:	06020309-014B	Matrix:	Soil

Analyses	Result	RL	Qualifier	Units	DF	Date Analyzed
Semivolatile Organic Compounds by GC/MS		SW8270C (SW3550B)		Prep Date: 2/17/2006		Analyst: PAB
1,2-Dichlorobenzene	ND	0.2		mg/Kg-dry	1	2/20/2006
1,3-Dichlorobenzene	ND	0.2		mg/Kg-dry	1	2/20/2006
1,4-Dichlorobenzene	ND	0.2		mg/Kg-dry	1	2/20/2006
2, 2'-oxybis(1-Chloropropane)	ND	0.2		mg/Kg-dry	1	2/20/2006
2,4,5-Trichlorophenol	ND	0.39		mg/Kg-dry	1	2/20/2006
2,4,6-Trichlorophenol	ND	0.2		mg/Kg-dry	1	2/20/2006
2,4-Dichlorophenol	ND	0.2		mg/Kg-dry	1	2/20/2006
2,4-Dimethylphenol	ND	0.2		mg/Kg-dry	1	2/20/2006
2,4-Dinitrophenol	ND	0.96		mg/Kg-dry	1	2/20/2006
2,4-Dinitrotoluene	ND	0.2		mg/Kg-dry	1	2/20/2006
2,6-Dinitrotoluene	ND	0.2		mg/Kg-dry	1	2/20/2006
2-Chloronaphthalene	ND	0.2		mg/Kg-dry	1	2/20/2006
2-Chlorophenol	ND	0.2		mg/Kg-dry	1	2/20/2006
2-Methylnaphthalene	ND	0.2		mg/Kg-dry	1	2/20/2006
2-Methylphenol	ND	0.2		mg/Kg-dry	1	2/20/2006
2-Nitroaniline	ND	0.96		mg/Kg-dry	1	2/20/2006
2-Nitrophenol	ND	0.2		mg/Kg-dry	1	2/20/2006
3,3'-Dichlorobenzidine	ND	0.39		mg/Kg-dry	1	2/20/2006
3-Nitroaniline	ND	0.96		mg/Kg-dry	1	2/20/2006
4,6-Dinitro-2-methylphenol	ND	0.96		mg/Kg-dry	1	2/20/2006
4-Bromophenyl phenyl ether	ND	0.2		mg/Kg-dry	1	2/20/2006
4-Chloro-3-methylphenol	ND	0.2		mg/Kg-dry	1	2/20/2006
4-Chloroaniline	ND	0.2		mg/Kg-dry	1	2/20/2006
4-Chlorophenyl phenyl ether	ND	0.2		mg/Kg-dry	1	2/20/2006
4-Methylphenol	ND	0.2		mg/Kg-dry	1	2/20/2006
4-Nitroaniline	ND	0.96		mg/Kg-dry	1	2/20/2006
4-Nitrophenol	ND	0.96		mg/Kg-dry	1	2/20/2006
Aniline	ND	0.2		mg/Kg-dry	1	2/20/2006
Benzidine	ND	0.2		mg/Kg-dry	1	2/20/2006
Benzoic acid	ND	0.96		mg/Kg-dry	1	2/20/2006
Benzyl alcohol	ND	0.2		mg/Kg-dry	1	2/20/2006
Bis(2-chloroethoxy)methane	ND	0.2		mg/Kg-dry	1	2/20/2006
Bis(2-chloroethyl)ether	ND	0.2		mg/Kg-dry	1	2/20/2006
Bis(2-ethylhexyl)phthalate	ND	0.2		mg/Kg-dry	1	2/20/2006
Bulyl benzyl phthalate	ND	0.2		mg/Kg-dry	1	2/20/2006
Carbazole	ND	0.2		mg/Kg-dry	1	2/20/2006
Di-n-bulyl phthalate	ND	0.2		mg/Kg-dry	1	2/20/2006
Di-n-octyl phthalate	ND	0.2		mg/Kg-dry	1	2/20/2006

Qualifiers: ND - Not Detected at the Reporting Limit
 J - Analyte detected below quantitation limits
 B - Analyte detected in the associated Method Blank
 HT - Sample received past holding time
 * - Non-accredited parameter

RL - Reporting / Quantitation Limit for the analysis
 S - Spike Recovery outside accepted recovery limits
 R - RPD outside accepted recovery limits
 E - Value above quantitation range
 H - Holding time exceeded

STAT Analysis Corporation

2255 West Harrison St., Suite B, Chicago, IL 60612-3505

Tel: (312) 733-0551 Fax: (312) 733-2386 STATinfo@STATAnalysis.com

Accreditation Numbers: IEPA ELAP 100445; ORELAP IL300001; AIHA 101160; NVLAP LabCode 101202-0

Report Date: February 21, 2006

Print Date: February 21, 2006

Client:	Environmental Group Services, Ltd.	Client Sample ID:	GP-26 (5-6)
Lab Order:	06020309	Tag Number:	
Project:	Marengo 2	Collection Date:	2/15/2006 11:15:00 AM
Lab ID:	06020309-014B	Matrix:	Soil

Analyses	Result	RL	Qualifier	Units	DF	Date Analyzed
Semivolatile Organic Compounds by GC/MS	SW8270C (SW3550B)		Prep Date: 2/17/2006		Analyst: PAB	
Dibenzofuran	ND	0.2		mg/Kg-dry	1	2/20/2006
Diethyl phthalate	ND	0.2		mg/Kg-dry	1	2/20/2006
Dimethyl phthalate	ND	0.2		mg/Kg-dry	1	2/20/2006
Hexachlorobenzene	ND	0.2		mg/Kg-dry	1	2/20/2006
Hexachlorobutadiene	ND	0.2		mg/Kg-dry	1	2/20/2006
Hexachlorocyclopentadiene	ND	0.2		mg/Kg-dry	1	2/20/2006
Hexachloroethane	ND	0.2		mg/Kg-dry	1	2/20/2006
Isophorone	ND	0.2		mg/Kg-dry	1	2/20/2006
N-Nitrosodi-n-propylamine	ND	0.2		mg/Kg-dry	1	2/20/2006
N-Nitrosodimethylamine	ND	0.2		mg/Kg-dry	1	2/20/2006
N-Nitrosodiphenylamine	ND	0.2		mg/Kg-dry	1	2/20/2006
Nitrobenzene	ND	0.2		mg/Kg-dry	1	2/20/2006
Pentachlorophenol	ND	0.96		mg/Kg-dry	1	2/20/2006
Phenol	ND	0.2		mg/Kg-dry	1	2/20/2006
Pyridine	ND	0.2		mg/Kg-dry	1	2/20/2006
Cyanide, Total	SW9012A		Prep Date: 2/16/2006		Analyst: YZ	
Cyanide	ND	0.3		mg/Kg-dry	1	2/17/2006
pH (25 °C)	SW9045C		Prep Date: 2/16/2006		Analyst: RW	
pH	6.4			pH Units	1	2/16/2006
Percent Moisture	D2974		Prep Date: 2/16/2006		Analyst: ICD	
Percent Moisture	16.3	0.01		wt%	1	2/17/2006

Qualifiers: ND - Not Detected at the Reporting Limit
 J - Analyte detected below quantitation limits
 B - Analyte detected in the associated Method Blank
 HT - Sample received past holding time
 * - Non-accredited parameter

RL - Reporting / Quantitation Limit for the analysis
 S - Spike Recovery outside accepted recovery limits
 R - RPD outside accepted recovery limits
 E - Value above quantitation range
 H - Holding time exceeded

STAT Analysis Corporation

2255 West Harrison St., Suite B, Chicago, IL 60612-3505

Tel: (312) 733-0551 Fax: (312) 733-2386 STATinfo@STATAnalysis.com

Accreditation Numbers: IEPA ELAP 100445; ORELAP IL300001; AIHA 101160; NVLAP LabCode 101202-0

Report Date: February 21, 2006

Print Date: February 21, 2006

Client: Environmental Group Services, Ltd.	Client Sample ID: GP-27 (5-6)
Lab Order: 06020309	Tag Number:
Project: Marengo 2	Collection Date: 2/15/2006 11:30:00 AM
Lab ID: 06020309-015A	Matrix: Soil

Analyses	Result	RL	Qualifier	Units	DF	Date Analyzed
Volatile Organic Compounds by GC/MS		SW5035/8260B	Prep Date: 2/16/2006		Analyst: PS	
Acetone	ND	0.041		mg/Kg-dry	1	2/18/2006
Benzene	ND	0.0041		mg/Kg-dry	1	2/18/2006
Bromodichloromethane	ND	0.0041		mg/Kg-dry	1	2/18/2006
Bromoform	ND	0.0041		mg/Kg-dry	1	2/18/2006
Bromomethane	ND	0.0083		mg/Kg-dry	1	2/18/2006
2-Butanone	ND	0.0083		mg/Kg-dry	1	2/18/2006
Carbon disulfide	ND	0.0041		mg/Kg-dry	1	2/18/2006
Carbon tetrachloride	ND	0.0041		mg/Kg-dry	1	2/18/2006
Chlorobenzene	ND	0.0041		mg/Kg-dry	1	2/18/2006
Dibromochloromethane	ND	0.0041		mg/Kg-dry	1	2/18/2006
Chloroethane	ND	0.0083		mg/Kg-dry	1	2/18/2006
Chloroform	ND	0.0041		mg/Kg-dry	1	2/18/2006
Chloromethane	ND	0.0083		mg/Kg-dry	1	2/18/2006
1,1-Dichloroethane	ND	0.0041		mg/Kg-dry	1	2/18/2006
1,2-Dichloroethane	ND	0.0041		mg/Kg-dry	1	2/18/2006
1,1-Dichloroethene	ND	0.0041		mg/Kg-dry	1	2/18/2006
cis-1,2-Dichloroethene	ND	0.0041		mg/Kg-dry	1	2/18/2006
trans-1,2-Dichloroethene	ND	0.0041		mg/Kg-dry	1	2/18/2006
1,2-Dichloropropane	ND	0.0041		mg/Kg-dry	1	2/18/2006
cis-1,3-Dichloropropene	ND	0.0041		mg/Kg-dry	1	2/18/2006
trans-1,3-Dichloropropene	ND	0.0041		mg/Kg-dry	1	2/18/2006
Ethylbenzene	ND	0.0041		mg/Kg-dry	1	2/18/2006
2-Hexanone	ND	0.0083		mg/Kg-dry	1	2/18/2006
4-Methyl-2-pentanone	ND	0.0083		mg/Kg-dry	1	2/18/2006
Methylene chloride	ND	0.0083		mg/Kg-dry	1	2/18/2006
Methyl tert-butyl ether	ND	0.0041		mg/Kg-dry	1	2/18/2006
Styrene	ND	0.0041		mg/Kg-dry	1	2/18/2006
1,1,2,2-Tetrachloroethane	ND	0.0041		mg/Kg-dry	1	2/18/2006
Tetrachloroethane	ND	0.0041		mg/Kg-dry	1	2/18/2006
Toluene	ND	0.0041		mg/Kg-dry	1	2/18/2006
1,1,1-Trichloroethane	ND	0.0041		mg/Kg-dry	1	2/18/2006
1,1,2-Trichloroethane	ND	0.0041		mg/Kg-dry	1	2/18/2006
Trichloroethene	ND	0.0041		mg/Kg-dry	1	2/18/2006
Vinyl chloride	ND	0.0041		mg/Kg-dry	1	2/18/2006
Xylenes, Total	ND	0.012		mg/Kg-dry	1	2/18/2006

Qualifiers:	ND - Not Detected at the Reporting Limit	RL - Reporting / Quantitation Limit for the analysis
	J - Analyte detected below quantitation limits	S - Spike Recovery outside accepted recovery limits
	B - Analyte detected in the associated Method Blank	R - RPD outside accepted recovery limits
	HT - Sample received past holding time	E - Value above quantitation range
	* - Non-accredited parameter	H - Holding time exceeded

STAT Analysis Corporation

2255 West Harrison St., Suite B, Chicago, IL 60612-3505

Tel: (312) 733-0551 Fax: (312) 733-2386 STATinfo@STATAnalysis.com

Accreditation Numbers: IEPA ELAP 100445; ORELAP IL300001; AIHA 101160; NVLAP LabCode 101202-0

Report Date: February 21, 2006

Print Date: February 21, 2006

Client:	Environmental Group Services, Ltd.	Client Sample ID:	GP-27 (5-6)
Lab Order:	06020309	Tag Number:	
Project:	Marengo 2	Collection Date:	2/15/2006 11:30:00 AM
Lab ID:	06020309-015B	Matrix:	Soil

Analyses	Result	RL	Qualifier	Units	DF	Date Analyzed
PCBs						
	SW8082 (SW3550B)				Prep Date: 2/16/2006	Analyst: ERP
Aroclor 1016	ND	0.09		mg/Kg-dry	1	2/19/2006
Aroclor 1221	ND	0.09		mg/Kg-dry	1	2/19/2006
Aroclor 1232	ND	0.09		mg/Kg-dry	1	2/19/2006
Aroclor 1242	ND	0.09		mg/Kg-dry	1	2/19/2006
Aroclor 1248	ND	0.09		mg/Kg-dry	1	2/19/2006
Aroclor 1254	ND	0.09		mg/Kg-dry	1	2/19/2006
Aroclor 1260	ND	0.09		mg/Kg-dry	1	2/19/2006
Pesticides						
	SW8081 (SW3550B)				Prep Date: 2/16/2006	Analyst: ERP
4,4'-DDD	ND	0.0037		mg/Kg-dry	1	2/19/2006
4,4'-DDE	ND	0.0037		mg/Kg-dry	1	2/19/2006
4,4'-DDT	ND	0.0037		mg/Kg-dry	1	2/19/2006
Aldrin	ND	0.0018		mg/Kg-dry	1	2/19/2006
alpha-BHC	ND	0.0018		mg/Kg-dry	1	2/19/2006
alpha-Chlordane	ND	0.0018		mg/Kg-dry	1	2/19/2006
beta-BHC	ND	0.0018		mg/Kg-dry	1	2/19/2006
Chlordane	ND	0.09		mg/Kg-dry	1	2/19/2006
delta-BHC	ND	0.0018		mg/Kg-dry	1	2/19/2006
Dieldrin	ND	0.0037		mg/Kg-dry	1	2/19/2006
Endosulfan I	ND	0.0018		mg/Kg-dry	1	2/19/2006
Endosulfan II	ND	0.0037		mg/Kg-dry	1	2/19/2006
Endosulfan sulfate	ND	0.0037		mg/Kg-dry	1	2/19/2006
Endrin	ND	0.0037		mg/Kg-dry	1	2/19/2006
Endrin aldehyde	ND	0.0037		mg/Kg-dry	1	2/19/2006
Endrin ketone	ND	0.0037		mg/Kg-dry	1	2/19/2006
gamma-BHC	ND	0.0018		mg/Kg-dry	1	2/19/2006
gamma-Chlordane	ND	0.0018		mg/Kg-dry	1	2/19/2006
Heptachlor	ND	0.0018		mg/Kg-dry	1	2/19/2006
Heptachlor epoxide	ND	0.0018		mg/Kg-dry	1	2/19/2006
Methoxychlor	ND	0.0018		mg/Kg-dry	1	2/19/2006
Toxaphene	ND	0.11		mg/Kg-dry	1	2/19/2006
Mercury						
	SW7471A				Prep Date: 2/16/2006	Analyst: JG
Mercury	ND	0.027		mg/Kg-dry	1	2/16/2006
Metals by ICP/MS						
	SW6020 (SW3050B)				Prep Date: 2/16/2006	Analyst: JG
Aluminum	2600	110		mg/Kg-dry	50	2/17/2006
Antimony	ND	2.2		mg/Kg-dry	10	2/16/2006
Arsenic	1.4	1.1		mg/Kg-dry	10	2/16/2006
Barium	12	1.1		mg/Kg-dry	10	2/16/2006

Qualifiers: ND - Not Detected at the Reporting Limit
 J - Analyte detected below quantitation limits
 B - Analyte detected in the associated Method Blank
 HT - Sample received past holding time
 * - Non-accredited parameter

RL - Reporting / Quantitation Limit for the analysis
 S - Spike Recovery outside accepted recovery limits
 R - RPD outside accepted recovery limits
 E - Value above quantitation range
 H - Holding time exceeded

STAT Analysis Corporation

2255 West Harrison St., Suite B, Chicago, IL 60612-3505

Tel: (312) 733-0551 Fax: (312) 733-2386 STATinfo@STATAnalysis.com

Accreditation Numbers: IEPA ELAP 100445; ORELAP IL300001; AIHA 101160; NVLAP LabCode 101202-0

Report Date: February 21, 2006

Print Date: February 21, 2006

Client:	Environmental Group Services, Ltd.	Client Sample ID:	GP-27 (5-6)
Lab Order:	06020309	Tag Number:	
Project:	Marengo 2	Collection Date:	2/15/2006 11:30:00 AM
Lab ID:	06020309-015B	Matrix:	Soil

Analyses	Result	RL	Qualifier	Units	DF	Date Analyzed
Metals by ICP/MS						
	SW6020 (SW3050B)				Prep Date: 2/16/2006	Analyst: JG
Beryllium	ND	0.55		mg/Kg-dry	10	2/16/2006
Cadmium	ND	0.55		mg/Kg-dry	10	2/16/2006
Calcium	55000	67		mg/Kg-dry	10	2/16/2006
Chromium	5.6	1.1		mg/Kg-dry	10	2/16/2006
Cobalt	1.8	1.1		mg/Kg-dry	10	2/16/2006
Copper	3.4	2.8		mg/Kg-dry	10	2/16/2006
Iron	5900	33		mg/Kg-dry	10	2/16/2006
Lead	3.4	0.55		mg/Kg-dry	10	2/16/2006
Magnesium	30000	33		mg/Kg-dry	10	2/16/2006
Manganese	120	1.1		mg/Kg-dry	10	2/16/2006
Nickel	11	1.1		mg/Kg-dry	10	2/16/2006
Potassium	580	33		mg/Kg-dry	10	2/16/2006
Selenium	ND	1.1		mg/Kg-dry	10	2/16/2006
Silver	ND	1.1		mg/Kg-dry	10	2/16/2006
Sodium	120	67		mg/Kg-dry	10	2/16/2006
Thallium	ND	1.1		mg/Kg-dry	10	2/16/2006
Vanadium	11	1.1		mg/Kg-dry	10	2/16/2006
Zinc	13	5.5		mg/Kg-dry	10	2/16/2006
Polynuclear Aromatic Hydrocarbons						
	SW8270C-SIM (SW3550B)				Prep Date: 2/18/2006	Analyst: VS
Acenaphthene	ND	0.029		mg/Kg-dry	1	2/18/2006
Acenaphthylene	ND	0.029		mg/Kg-dry	1	2/18/2006
Anthracene	ND	0.029		mg/Kg-dry	1	2/18/2006
Benz(a)anthracene	ND	0.029		mg/Kg-dry	1	2/18/2006
Benzo(a)pyrene	ND	0.029		mg/Kg-dry	1	2/18/2006
Benzo(b)fluoranthene	ND	0.029		mg/Kg-dry	1	2/18/2006
Benzo(g,h,i)perylene	ND	0.029		mg/Kg-dry	1	2/18/2006
Benzo(k)fluoranthene	ND	0.029		mg/Kg-dry	1	2/18/2006
Chrysene	ND	0.029		mg/Kg-dry	1	2/18/2006
Dibenz(a,h)anthracene	ND	0.029		mg/Kg-dry	1	2/18/2006
Fluoranthene	ND	0.029		mg/Kg-dry	1	2/18/2006
Fluorene	ND	0.029		mg/Kg-dry	1	2/18/2006
Indeno(1,2,3-cd)pyrene	ND	0.029		mg/Kg-dry	1	2/18/2006
Naphthalene	ND	0.029		mg/Kg-dry	1	2/18/2006
Phenanthrene	ND	0.029		mg/Kg-dry	1	2/18/2006
Pyrene	ND	0.029		mg/Kg-dry	1	2/18/2006
Semivolatile Organic Compounds by GC/MS						
	SW8270C (SW3550B)				Prep Date: 2/17/2006	Analyst: PAB
1,2,4-Trichlorobenzene	ND	0.2		mg/Kg-dry	1	2/20/2006

Qualifiers:
 ND - Not Detected at the Reporting Limit
 J - Analyte detected below quantitation limits
 B - Analyte detected in the associated Method Blank
 HT - Sample received past holding time
 * - Non-accredited parameter

RL - Reporting / Quantitation Limit for the analysis
 S - Spike Recovery outside accepted recovery limits
 R - RPD outside accepted recovery limits
 E - Value above quantitation range
 H - Holding time exceeded

STAT Analysis Corporation

2255 West Harrison St., Suite B, Chicago, IL 60612-3505

Tel: (312) 733-0551 Fax: (312) 733-2386 STATinfo@STATAnalysis.com

Accreditation Numbers: IEPA ELAP 100445; ORELAP IL300001; AIHA 101160; NVLAP LabCode 101202-0

Report Date: February 21, 2006

Print Date: February 21, 2006

Client:	Environmental Group Services, Ltd.	Client Sample ID:	GP-27 (5-6)
Lab Order:	06020309	Tag Number:	
Project:	Marengo 2	Collection Date:	2/15/2006 11:30:00 AM
Lab ID:	06020309-015B	Matrix:	Soil

Analyses	Result	RL	Qualifier	Units	DF	Date Analyzed
Semivolatile Organic Compounds by GC/MS		SW8270C (SW3550B)		Prep Date: 2/17/2006		Analyst: PAB
1,2-Dichlorobenzene	ND	0.2		mg/Kg-dry	1	2/20/2006
1,3-Dichlorobenzene	ND	0.2		mg/Kg-dry	1	2/20/2006
1,4-Dichlorobenzene	ND	0.2		mg/Kg-dry	1	2/20/2006
2, 2'-oxybis(1-Chloropropane)	ND	0.2		mg/Kg-dry	1	2/20/2006
2,4,5-Trichlorophenol	ND	0.38		mg/Kg-dry	1	2/20/2006
2,4,6-Trichlorophenol	ND	0.2		mg/Kg-dry	1	2/20/2006
2,4-Dichlorophenol	ND	0.2		mg/Kg-dry	1	2/20/2006
2,4-Dimethylphenol	ND	0.2		mg/Kg-dry	1	2/20/2006
2,4-Dinitrophenol	ND	0.92		mg/Kg-dry	1	2/20/2006
2,4-Dinitrotoluene	ND	0.2		mg/Kg-dry	1	2/20/2006
2,6-Dinitrotoluene	ND	0.2		mg/Kg-dry	1	2/20/2006
2-Chloronaphthalene	ND	0.2		mg/Kg-dry	1	2/20/2006
2-Chlorophenol	ND	0.2		mg/Kg-dry	1	2/20/2006
2-Methylnaphthalene	ND	0.2		mg/Kg-dry	1	2/20/2006
2-Methylphenol	ND	0.2		mg/Kg-dry	1	2/20/2006
2-Nitroaniline	ND	0.92		mg/Kg-dry	1	2/20/2006
2-Nitrophenol	ND	0.2		mg/Kg-dry	1	2/20/2006
3,3'-Dichlorobenzidine	ND	0.38		mg/Kg-dry	1	2/20/2006
3-Nitroaniline	ND	0.92		mg/Kg-dry	1	2/20/2006
4,6-Dinitro-2-methylphenol	ND	0.92		mg/Kg-dry	1	2/20/2006
4-Bromophenyl phenyl ether	ND	0.2		mg/Kg-dry	1	2/20/2006
4-Chloro-3-methylphenol	ND	0.2		mg/Kg-dry	1	2/20/2006
4-Chloroaniline	ND	0.2		mg/Kg-dry	1	2/20/2006
4-Chlorophenyl phenyl ether	ND	0.2		mg/Kg-dry	1	2/20/2006
4-Methylphenol	ND	0.2		mg/Kg-dry	1	2/20/2006
4-Nitroaniline	ND	0.92		mg/Kg-dry	1	2/20/2006
4-Nitrophenol	ND	0.92		mg/Kg-dry	1	2/20/2006
Aniline	ND	0.2		mg/Kg-dry	1	2/20/2006
Benzidine	ND	0.2		mg/Kg-dry	1	2/20/2006
Benzoic acid	ND	0.92		mg/Kg-dry	1	2/20/2006
Benzyl alcohol	ND	0.2		mg/Kg-dry	1	2/20/2006
Bis(2-chloroethoxy)methane	ND	0.2		mg/Kg-dry	1	2/20/2006
Bis(2-chloroethyl)ether	ND	0.2		mg/Kg-dry	1	2/20/2006
Bis(2-ethylhexyl)phthalate	ND	0.2		mg/Kg-dry	1	2/20/2006
Butyl benzyl phthalate	ND	0.2		mg/Kg-dry	1	2/20/2006
Carbazole	ND	0.2		mg/Kg-dry	1	2/20/2006
Di-n-butyl phthalate	ND	0.2		mg/Kg-dry	1	2/20/2006
Di-n-octyl phthalate	ND	0.2		mg/Kg-dry	1	2/20/2006

Qualifiers:

ND - Not Detected at the Reporting Limit

J - Analyte detected below quantitation limits

B - Analyte detected in the associated Method Blank

HT - Sample received past holding time

* - Non-accredited parameter

RL - Reporting / Quantitation Limit for the analysis

S - Spike Recovery outside accepted recovery limits

R - RPD outside accepted recovery limits

E - Value above quantitation range

H - Holding time exceeded

STAT Analysis Corporation

2255 West Harrison St., Suite B, Chicago, IL 60612-3505

Tel: (312) 733-0551 Fax: (312) 733-2386 STATInfo@STATAnalysis.com

Accreditation Numbers: IEPA ELAP 100445; ORELAP IL300001; AIHA 101160; NVLAP LabCode 101202-0

Report Date: February 21, 2006

Print Date: February 21, 2006

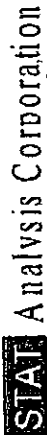
Client:	Environmental Group Services, Ltd.	Client Sample ID:	GP-27 (5-6)
Lab Order:	06020309	Tag Number:	
Project:	Marengo 2	Collection Date:	2/15/2006 11:30:00 AM
Lab ID:	06020309-015B	Matrix:	Soil

Analyses	Result	RL	Qualifier	Units	DF	Date Analyzed
Semivolatile Organic Compounds by GC/MS						
	SW8270C (SW3550B)				Prep Date: 2/17/2006	Analyst: PAB
Dibenzofuran	ND	0.2		mg/Kg-dry	1	2/20/2006
Diethyl phthalate	ND	0.2		mg/Kg-dry	1	2/20/2006
Dimethyl phthalate	ND	0.2		mg/Kg-dry	1	2/20/2006
Hexachlorobenzene	ND	0.2		mg/Kg-dry	1	2/20/2006
Hexachlorobutadiene	ND	0.2		mg/Kg-dry	1	2/20/2006
Hexachlorocyclopentadiene	ND	0.2		mg/Kg-dry	1	2/20/2006
Hexachloroethane	ND	0.2		mg/Kg-dry	1	2/20/2006
Isophorone	ND	0.2		mg/Kg-dry	1	2/20/2006
N-Nitrosodi-n-propylamine	ND	0.2		mg/Kg-dry	1	2/20/2006
N-Nitrosodimethylamine	ND	0.2		mg/Kg-dry	1	2/20/2006
N-Nitrosodiphenylamine	ND	0.2		mg/Kg-dry	1	2/20/2006
Nitrobenzene	ND	0.2		mg/Kg-dry	1	2/20/2006
Pentachlorophenol	ND	0.92		mg/Kg-dry	1	2/20/2006
Phenol	ND	0.2		mg/Kg-dry	1	2/20/2006
Pyridine	ND	0.2		mg/Kg-dry	1	2/20/2006
Cyanide, Total						
	SW9012A				Prep Date: 2/16/2006	Analyst: YZ
Cyanide	ND	0.29		mg/Kg-dry	1	2/17/2006
pH (25 °C)						
	SW9045C				Prep Date: 2/16/2006	Analyst: RW
pH	7.4			pH Units	1	2/16/2006
Percent Moisture						
	D2974				Prep Date: 2/16/2006	Analyst: ICD
Percent Moisture	13.3	0.01		wt%	1	2/17/2006

Qualifiers:

ND - Not Detected at the Reporting Limit
 J - Analyte detected below quantitation limits
 B - Analyte detected in the associated Method Blank
 HT - Sample received past holding time
 * - Non-accredited parameter

RL - Reporting / Quantitation Limit for the analysis
 S - Spike Recovery outside accepted recovery limits
 R - RPD outside accepted recovery limits
 E - Value above quantitation range
 H - Holding time exceeded



STAT Analysis Corporation
 2255 W. Harrison Suite B, Chicago, Illinois 60612 Phone: (312) 733-0551 Fax: (312) 733-2366
 e-mail address: STATInfo@STATAnalysis.com AIHA, NPLAP and NELAP accredited

CHAIN OF CUSTODY RECORD N^o: 812110 Page: of

Company: <u>EG&L</u>		Client Tracking No.:	
Project Number:		Quote No.:	
Project Name: <u>MARSENQ 2</u>		P.O. No.:	
Project Location:		Turn Around: <u>5-00A</u>	
Sampler(s):		Results Needed:	
Report To: <u>H. L. ...</u>		am/pm	
Phone:		Lab No.:	
Fax:		Remarks	
e-mail:		am/pm	
QC Level: 1	2	3	4
Client Sample Number/Description:	Date Taken	Time Taken	Matrix
GP-13 (4-5)	2-15	1:20	S
GP-14 (4-6)	3-45	3:45	S
GP-15 (5-7)	5-00	5:00	S
GP-16 (6-8)	8-15	8:15	S
GP-17 (5-6)	8-30	8:30	S
GP-18 (6-8)	8-45	8:45	S
GP-19 (5-7)	9:00	9:00	S
GP-20 (4-5)	7-30	7:30	S
GP-21 (5-6)	9:45	9:45	S
GP-22 (4-6)	10:00	10:00	S
GP-23 (4-5)	10:15	10:15	S
GP-24 (5-6)	10:30	10:30	S
GP-25 (4-5)	11:00	11:00	S
GP-26 (5-6)	11:15	11:15	S
GP-27 (5-6)	11:30	11:30	S
Preserv.	Comp	Grab	No. of Containers
			5
Laboratory Work Order No.: <u>06020309</u> Received on Ice: Yes <input checked="" type="checkbox"/> No <input type="checkbox"/> Temperature: <u>3</u> °C Comments:			
Relinquished by: (Signature) _____ Date/Time: <u>3/15/06 3:00</u> Received by: (Signature) _____ Date/Time: <u>2/15/06 15:10</u> Relinquished by: (Signature) _____ Date/Time: _____ Received by: (Signature) _____ Date/Time: _____ Relinquished by: (Signature) _____ Date/Time: _____ Received by: (Signature) _____ Date/Time: _____			
Preservation Code: A = None B = HNO ₃ C = NaOH D = H ₂ SO ₄ E = HCl F = 50%EtOH G = Other			

Sample Receipt Checklist

Client Name EGSL

Date and Time Received:

02/15/06

Work Order Number 06020309

Received by: JC

Checklist completed by:

Jessie Cant 2/15/06
Signature Date

Reviewed by:

JC 2/21/2006
Initials Date

Matrix Carrier name Client Delivered

- Shipping container/cooler in good condition? Yes No Not Present
- Custody seals intact on shipping container/cooler? Yes No Not Present
- Custody seals intact on sample bottles? Yes No Not Present
- Chain of custody present? Yes No
- Chain of custody signed when relinquished and received? Yes No
- Chain of custody agrees with sample labels/containers? Yes No
- Samples in proper container/bottle? Yes No
- Sample containers intact? Yes No
- Sufficient sample volume for indicated test? Yes No
- All samples received within holding time? Yes No
- Container or Temp Blank temperature in compliance? Yes No Temperature 3 °C
- Water - VOA vials have zero headspace? No VOA vials submitted Yes No
- Water - Samples pH checked? Yes No Checked by:
- Water - Samples properly preserved? Yes No pH Adjusted?

Any No response must be detailed in the comments section below.

Comments:

Client / Person contacted:

Date contacted:

Contacted by:

Response:

Appendix H

Groundwater Analytical Data

Client: Environmental Group Services, Ltd.
 Project: Marengo
 Laboratory: STAT ANALYSIS

Laboratory ID : 06010357-013 06010357-014 06010357-015
 Client Sample ID : MW3 MW A6 MW A7
 Date Collected : 1/19/2006 13:30 1/19/2006 13:45 1/19/2006 14:00

VOC	Analyte	Groundwater Remediation Objective					
		Class I	Class II	Class III	Class IV	Class V	Class VI
	Acetone	0.7	0.7	< 0.01	< 0.01	< 0.01	< 0.01
	Benzene	0.005	0.025	< 0.005	< 0.005	< 0.005	< 0.005
	Bromodichloromethane	0.0002	0.0002	< 0.005	< 0.005	< 0.005	< 0.005
	Bromoform	0.001	0.001	< 0.005	< 0.005	< 0.005	< 0.005
	Bromomethane	0.0098	0.049	< 0.01	< 0.01	< 0.01	< 0.01
	2-Butanone			< 0.01	< 0.01	< 0.01	< 0.01
	Carbon disulfide	0.7	3.5	< 0.005	< 0.005	< 0.005	< 0.005
	Carbon tetrachloride	0.005	0.025	< 0.005	< 0.005	< 0.005	< 0.005
	Chlorobenzene	0.1	0.5	< 0.005	< 0.005	< 0.005	< 0.005
	Dibromochloromethane	0.14	0.14	< 0.005	< 0.005	< 0.005	< 0.005
	Chloroethane			< 0.01	< 0.01	0.027	0.027
	Chloroform	0.0002	0.001	< 0.005	< 0.005	< 0.005	< 0.005
	Chloromethane			< 0.01	< 0.01	< 0.01	< 0.01
	1,1-Dichloroethane	0.7	3.5	< 0.005	0.0087	0.084	0.084
	1,2-Dichloroethane	0.005	0.025	< 0.005	< 0.005	< 0.005	< 0.005
	1,1-Dichloroethene	0.007	0.035	< 0.005	< 0.005	0.013	0.013
	cis-1,2-Dichloroethene	0.07	0.2	< 0.005	< 0.005	< 0.005	< 0.005
	trans-1,2-Dichloroethene	0.1	0.5	< 0.005	< 0.005	< 0.005	< 0.005
	1,2-Dichloropropane	0.005	0.025	< 0.005	< 0.005	< 0.005	< 0.005
	cis-1,3-Dichloropropene	0.001	0.005	< 0.001	< 0.001	< 0.001	< 0.001
	trans-1,3-Dichloropropene	0.001	0.005	< 0.001	< 0.001	< 0.001	< 0.001
	Ethylbenzene	0.7	1.0	< 0.005	< 0.005	< 0.005	< 0.005
	2-Hexanone			< 0.01	< 0.01	< 0.01	< 0.01
	4-Methyl-2-pentanone			< 0.01	< 0.01	< 0.01	< 0.01
	Methylene chloride	0.005	0.05	< 0.005	< 0.005	< 0.005	< 0.005
	Methyl tert-butyl ether	0.07	0.07	< 0.005	< 0.005	< 0.005	< 0.005
	Styrene	0.1	0.5	< 0.005	< 0.005	< 0.005	< 0.005
	1,1,2,2-Tetrachloroethane			< 0.005	< 0.005	< 0.005	< 0.005
	Tetrachloroethane	0.005	0.025	0.013	< 0.005	< 0.005	< 0.005
	Toluene	1.0	2.5	< 0.005	< 0.005	< 0.005	< 0.005
	1,1,1-Trichloroethane	0.2	1.0	0.0072	0.0082	0.046	0.046
	1,1,2-Trichloroethane	0.005	0.05	< 0.005	< 0.005	< 0.005	< 0.005
	Trichloroethene	0.005	0.025	< 0.005	< 0.005	< 0.005	< 0.005
	Vinyl chloride	0.002	0.01	< 0.002	< 0.002	< 0.002	< 0.002
	Xylenes, Total	10.0	10.0	< 0.015	< 0.015	< 0.015	< 0.015

R 002223

All units are mg/L unless otherwise noted.
 Based on 35 IAC Part 742, Appendix B Table E.
 Bolded/Shaded values exceed the lowest remediation objective.

Client: Environmental Group Services, Ltd.
 Project: Marengo
 Laboratory: STAT ANALYSIS

Laboratory ID : 06010357-013 06010357-014 06010357-015
 Client Sample ID : MW3 MW AG MW A7
 Date Collected : 1/19/2006 13:30 1/19/2006 13:45 1/19/2006 14:00

PNA	Analyte	Groundwater Remediation Objective				
		Class I	Class II	Class III	Class IV	Class V
	Acenaphthene	0.42	2.1	< 0.0002	< 0.0002	< 0.0002
	Acenaphthylene			< 0.0002	< 0.0002	< 0.0002
	Anthracene	2.1	10.5	< 0.0002	< 0.0002	< 0.0002
	Benz(a)anthracene	0.00013	0.00065	< 0.00013	< 0.00013	< 0.00013
	Benzo(a)pyrene	0.0002	0.002	< 0.0002	< 0.0002	< 0.0002
	Benzo(b)fluoranthene	0.00018	0.0009	< 0.00018	< 0.00018	< 0.00018
	Benzo(g,h,i)perylene			< 0.0001	< 0.0001	< 0.0001
	Benzo(k)fluoranthene	0.00017	0.00085	< 0.00017	< 0.00017	< 0.00017
	Chrysene	0.0015	0.0075	< 0.0001	< 0.0001	< 0.0001
	Dibenz(a,h)anthracene	0.0003	0.0015	< 0.0001	< 0.0001	< 0.0001
	Fluoranthene	0.28	1.4	< 0.0002	< 0.0002	< 0.0002
	Fluorene	0.28	1.4	< 0.0002	< 0.0002	< 0.0002
	Indeno(1,2,3-cd)pyrene	0.00043	0.00215	< 0.0001	< 0.0001	< 0.0001
	Naphthalene	0.14	0.22	< 0.0002	0.0035	< 0.0002
	Phenanthrene			< 0.0002	< 0.0002	< 0.0002
	Pyrene	0.21	1.05	< 0.0002	< 0.0002	< 0.0002

R 002224

All units are mg/L unless otherwise noted.
 Based on 35 IAC Part 742, Appendix B Table E.
 Bolded/Shaded values exceed the lowest remediation objective.

Client: Environmental Group Services, Ltd.
 Project: Marengo
 Laboratory: STAT ANALYSIS

Laboratory ID : 06010357-013 06010357-014 06010357-015
 Client Sample ID : MW3 MW A6 MW A7
 Date Collected : 1/19/2006 13:30 1/19/2006 13:45 1/19/2006 14:00



SVOC	Analyte	Class	Class II	Class III	Class IV	Class V
	1,2,4-Trichlorobenzene	0.07	0.7	< 0.005	< 0.005	< 0.005
	1,2-Dichlorobenzene	0.6	1.5	< 0.005	< 0.005	< 0.005
	1,3-Dichlorobenzene			< 0.005	< 0.005	< 0.005
	1,4-Dichlorobenzene	0.075	0.375	< 0.005	< 0.005	< 0.005
	2,2'-oxybis(1-Chloropropane)			< 0.005	< 0.005	< 0.005
	2,4,5-Trichlorophenol	0.7	3.5	< 0.01	< 0.01	< 0.01
	2,4,6-Trichlorophenol	0.01	0.05	< 0.005	< 0.005	< 0.005
	2,4-Dichlorophenol	0.021	0.021	< 0.005	< 0.005	< 0.005
	2,4-Dimethylphenol	0.14	0.14	< 0.005	< 0.005	< 0.005
	2,4-Dinitrophenol	0.014	0.014	< 0.025	< 0.025	< 0.025
	2,4-Dinitrotoluene	0.00002	0.00002	< 0.005	< 0.005	< 0.005
	2,6-Dinitrotoluene	0.00031	0.00031	< 0.005	< 0.005	< 0.005
	2-Chloronaphthalene			< 0.005	< 0.005	< 0.005
	2-Chlorophenol	0.035	0.175	< 0.005	< 0.005	< 0.005
	2-Methylnaphthalene			< 0.005	< 0.005	< 0.005
	2-Methylphenol	0.35	0.35	< 0.005	< 0.005	< 0.005
	2-Nitroaniline			< 0.025	< 0.025	< 0.025
	2-Nitrophenol			< 0.005	< 0.005	< 0.005
	3,3'-Dichlorobenzidine	0.02	0.1	< 0.01	< 0.01	< 0.01
	3-Nitroaniline			< 0.025	< 0.025	< 0.025
	4,6-Dinitro-2-methylphenol			< 0.025	< 0.025	< 0.025
	4-Bromophenyl phenyl ether			< 0.005	< 0.005	< 0.005
	4-Chloro-3-methylphenol			< 0.005	< 0.005	< 0.005
	4-Chloroaniline	0.028	0.028	< 0.005	< 0.005	< 0.005
	4-Chlorophenyl phenyl ether			< 0.005	< 0.005	< 0.005
	4-Methylphenol			< 0.005	< 0.005	< 0.005
	4-Nitroaniline			< 0.025	< 0.025	< 0.025
	4-Nitrophenol			< 0.025	< 0.025	< 0.025
	Aniline			< 0.005	< 0.005	< 0.005
	Benzidine			< 0.005	< 0.005	< 0.005
	Benzoic acid	28	28	< 0.025	< 0.025	< 0.025
	Benzyl alcohol			< 0.005	< 0.005	< 0.005
	Bis(2-chloroethoxy)methane			< 0.005	< 0.005	< 0.005
	Bis(2-chloroethyl)ether	0.01	0.01	< 0.005	< 0.005	< 0.005
	Bis(2-ethylhexyl)phthalate	0.006	0.06	< 0.005	< 0.005	< 0.005
	Butyl benzyl phthalate	1.4	7.0	< 0.005	< 0.005	< 0.005

R 002225

All units are mg/L unless otherwise noted.
 Based on 35 IAC Part 742, Appendix B Table E.
 Bolded/Shaded values exceed the lowest remediation objective.

Client: Environmental Group Services, Ltd.
 Project: Marengo
 Laboratory: STAT ANALYSIS

Laboratory ID: 06010357-013 06010357-014 06010357-015
 Client Sample ID: MW3 MW A6 MW A7
 Date Collected: 1/19/2006 13:30 1/19/2006 13:45 1/19/2006 14:00



SVOC	Analyte	Class 1	Class 2	Class 3	Class 4	Class 5
	Carbazole	---	---	< 0.005	< 0.005	< 0.005
	Di-n-butyl phthalate	0.7	3.5	< 0.005	< 0.005	< 0.005
	Di-n-octyl phthalate	0.14	0.7	< 0.005	< 0.005	< 0.005
	Dibenzofuran			< 0.005	< 0.005	< 0.005
	Diethyl phthalate	5.6	5.6	< 0.005	< 0.005	< 0.005
	Dimethyl phthalate			< 0.005	< 0.005	< 0.005
	Hexachlorobenzene	0.00006	0.0003	< 0.005	< 0.005	< 0.005
	Hexachlorobutadiene			< 0.005	< 0.005	< 0.005
	Hexachlorocyclopentadiene	0.05	0.5	< 0.005	< 0.005	< 0.005
	Hexachloroethane	0.007	0.035	< 0.005	< 0.005	< 0.005
	Isophorone	1.4	1.4	< 0.005	< 0.005	< 0.005
	N-Nitrosodi-n-propylamine	0.0018	0.0018	< 0.005	< 0.005	< 0.005
	N-Nitrosodimethylamine			< 0.005	< 0.005	< 0.005
	N-Nitrosodiphenylamine	0.0032	0.016	< 0.005	< 0.005	< 0.005
	Nitrobenzene	0.0035	0.0035	< 0.005	< 0.005	< 0.005
	Pentachlorophenol	0.001	0.005	< 0.025	< 0.025	< 0.025
	Phenol	0.1	0.1	< 0.005	< 0.005	< 0.005
	Pyridine			< 0.005	< 0.005	< 0.005

R 002226

All units are mg/L unless otherwise noted.
 Based on 35 IAC Part 742, Appendix B Table E.
 Bolded/Shaded values exceed the lowest remediation objective.

Client: Environmental Group Services, Ltd.
 Project: Marengo
 Laboratory: STAT ANALYSIS

Laboratory ID : 06010357-013 06010357-014 06010357-015
 Client Sample ID : MW3 MW A6 MW A7
 Date Collected : 1/19/2006 13:30 1/19/2006 13:45 1/19/2006 14:00

PCB	Analyte	Groundwater Remediation Objective		
		Class I	Class II	Class III
	Aroclor 1016	0.0005	0.0025	< 0.0005
	Aroclor 1221	0.0005	0.0025	< 0.0005
	Aroclor 1232	0.0005	0.0025	< 0.0005
	Aroclor 1242	0.0005	0.0025	< 0.0005
	Aroclor 1248	0.0005	0.0025	< 0.0005
	Aroclor 1254	0.0005	0.0025	< 0.0005
	Aroclor 1260	0.0005	0.0025	< 0.0005

R 002227

All units are mg/L unless otherwise noted.
 Based on 35 IAC Part 742, Appendix B Table E.
 Bolded/Shaded values exceed the lowest remediation objective.

Client: Environmental Group Services, Ltd.
 Project: Marengo
 Laboratory: STAT ANALYSIS

Laboratory ID : 06010357-013 06010357-014 06010357-015
 Client Sample ID : MW3 MW AB MW A7
 Date Collected : 1/19/2006 13:30 1/19/2006 13:45 1/19/2006 14:00

Groundwater
 Remediation
 Objective

PEST	Analyte	Class I	Class II	Class III	Class IV
	4,4'-DDD	0.014	0.07	< 0.0001	< 0.0001
	4,4'-DDE	0.01	0.05	< 0.0001	< 0.0001
	4,4'-DDT	0.006	0.03	< 0.0001	< 0.0001
	Aldrin	0.014	0.07	< 0.00005	< 0.00005
	alpha-BHC	0.00011	0.00055	< 0.00005	< 0.00005
	beta-BHC			< 0.00005	< 0.00005
	Chlordane	0.002	0.01	< 0.0005	< 0.0005
	delta-BHC			< 0.00005	< 0.00005
	Dieldrin	0.009	0.045	< 0.0001	< 0.0001
	Endosulfan I			< 0.00005	< 0.00005
	Endosulfan II			< 0.0001	< 0.0001
	Endosulfan sulfate			< 0.0001	< 0.0001
	Endrin	0.002	0.01	< 0.0001	< 0.0001
	Endrin aldehyde			< 0.0001	< 0.0001
	Endrin ketone			< 0.0001	< 0.0001
	gamma-BHC	0.0002	0.001	< 0.00005	< 0.00005
	gamma-Chlordane			< 0.00005	< 0.00005
	Heptachlor	0.0004	0.002	< 0.00005	< 0.00005
	Heptachlor epoxide	0.0002	0.001	< 0.00005	< 0.00005
	Methoxychlor	0.04	0.2	< 0.00005	< 0.00005
	Toxaphene	0.003	0.015	< 0.001	< 0.001

R 002228

All units are mg/L unless otherwise noted.
 Based on 35 IAC Part 742, Appendix B Table E.
 Bolded/Shaded values exceed the lowest remediation objective.

Client: Environmental Group Services, Ltd.
 Project: Marengo
 Laboratory: STAT ANALYSIS

Laboratory ID : 06010357-013 06010357-014 06010357-015
 Client Sample ID : MW3 MW A6 MW A7
 Date Collected : 1/19/2006 13:30 1/19/2006 13:45 1/19/2006 14:00

INORG	Analyte	Groundwater Remediation Objective		Class	Unit
		Class	Unit		
	Aluminum	0.083	0.59	0.82	0.82
	Antimony	< 0.003	< 0.003	< 0.003	< 0.003
	Arsenic	< 0.002	0.004	0.0023	0.0023
	Barium	0.49	0.38	0.34	0.34
	Beryllium	< 0.001	< 0.001	< 0.001	< 0.001
	Cadmium	< 0.001	0.0023	0.0011	0.0011
	Calcium	92	220	200	200
	Chromium	0.1	0.045	< 0.002	< 0.002
	Cobalt	1.0	0.067	< 0.002	< 0.002
	Copper	0.65	0.011	0.0073	0.0073
	Cyanide	0.2	< 0.005	< 0.005	< 0.005
	Iron	5.0	0.89	3.6	3.6
	Lead	0.0075	0.1	0.0013	0.0011
	Magnesium	38	85	69	69
	Manganese	0.15	10.0	30.54	30.54
	Mercury	0.002	< 0.00025	< 0.00025	< 0.00025
	Nickel	0.1	0.025	0.015	0.0074
	Potassium	2	2.2	1.6	1.6
	Selenium	0.05	< 0.002	< 0.002	< 0.002
	Silver	0.05	< 0.002	< 0.002	< 0.002
	Sodium	23	30	26	26
	Thallium	0.002	< 0.002	< 0.002	< 0.002
	Vanadium	0.049	< 0.002	< 0.002	< 0.002
	Zinc	5.0	10	0.031	0.05

All units are mg/L unless otherwise noted.
 Based on 35 IAC Part 742, Appendix B Table E.
 Bolded/Shaded values exceed the lowest remediation objective.

STAT Analysis Corporation

2255 West Harrison St., Suite B, Chicago, IL 60612-3505

Tel: (312) 733-0551 Fax: (312) 733-2386 STATinfo@STATAnalysis.com

Accreditation Numbers: IEPA ELAP 100445; ORELAP IL300001; AIHA 101160; NVLAP LabCode 101202-0

Date Reported: January 30, 2006

Date Printed: January 30, 2006

Client:	Environmental Group Services, Ltd.	Client Sample ID:	MW3
Lab Order:	06010357	Collection Date:	1/19/2006 1:30:00 PM
Project:	Marengo	Matrix:	Water
Lab ID:	06010357-013		

Analyses	Result	RL	Qualifier	Units	DF	Date Analyzed
PCBs						
	SW8082 (SW3510C)			Prep Date: 1/20/2006		Analyst: JF
Aroclor 1016	ND	0.0005		mg/L	1	1/20/2006
Aroclor 1221	ND	0.0005		mg/L	1	1/20/2006
Aroclor 1232	ND	0.0005		mg/L	1	1/20/2006
Aroclor 1242	ND	0.0005		mg/L	1	1/20/2006
Aroclor 1248	ND	0.0005		mg/L	1	1/20/2006
Aroclor 1254	ND	0.0005		mg/L	1	1/20/2006
Aroclor 1260	ND	0.0005		mg/L	1	1/20/2006
Pesticides						
	SW8081 (SW3510C)			Prep Date: 1/20/2006		Analyst: JF
4,4'-DDD	ND	0.0001		mg/L	1	1/20/2006
4,4'-DDE	ND	0.0001		mg/L	1	1/20/2006
4,4'-DDT	ND	0.0001		mg/L	1	1/20/2006
Aldrin	ND	0.00005		mg/L	1	1/20/2006
alpha-BHC	ND	0.00005		mg/L	1	1/20/2006
alpha-Chlordane	ND	0.00005		mg/L	1	1/20/2006
beta-BHC	ND	0.00005		mg/L	1	1/20/2006
Chlordane	ND	0.0005		mg/L	1	1/20/2006
delta-BHC	ND	0.00005		mg/L	1	1/20/2006
Dieldrin	ND	0.0001		mg/L	1	1/20/2006
Endosulfan I	ND	0.00005		mg/L	1	1/20/2006
Endosulfan II	ND	0.0001		mg/L	1	1/20/2006
Endosulfan sulfate	ND	0.0001		mg/L	1	1/20/2006
Endrin	ND	0.0001		mg/L	1	1/20/2006
Endrin aldehyde	ND	0.0001		mg/L	1	1/20/2006
Endrin ketone	ND	0.0001		mg/L	1	1/20/2006
gamma-BHC	ND	0.00005		mg/L	1	1/20/2006
gamma-Chlordane	ND	0.00005		mg/L	1	1/20/2006
Heptachlor	ND	0.00005		mg/L	1	1/20/2006
Heptachlor epoxide	ND	0.00005		mg/L	1	1/20/2006
Methoxychlor	ND	0.00005		mg/L	1	1/20/2006
Toxaphene	ND	0.001		mg/L	1	1/20/2006
Mercury						
	SW7470A			Prep Date: 1/23/2006		Analyst: JG
Mercury	ND	0.00025		mg/L	1	1/23/2006
Metals by ICP/MS						
	SW6020 (SW3005A)			Prep Date: 1/20/2006		Analyst: JG
Aluminum	0.083	0.05		mg/L	1	1/23/2006
Antimony	ND	0.003		mg/L	1	1/23/2006
Arsenic	ND	0.002		mg/L	1	1/23/2006
Barium	0.49	0.002		mg/L	1	1/23/2006

Qualifiers: ND - Not Detected at the Reporting Limit RL - Reporting / Quantitation Limit for the analysis
 J - Analyte detected below quantitation limits S - Spike Recovery outside accepted recovery limits
 B - Analyte detected in the associated Method Blank R - RPD outside accepted recovery limits
 HT - Sample received past holding time E - Value above quantitation range
 * - Non-accredited parameter H - Holding time exceeded

STAT Analysis Corporation

2255 West Harrison St., Suite B, Chicago, IL 60612-3505

Tel: (312) 733-0551 Fax: (312) 733-2386 STATinfo@STATAnalysis.com

Accreditation Numbers: IEPA ELAP 100445; ORELAP IL300001; AIIA 101160; NVLAP LabCode 101202-0

Date Reported: January 30, 2006

Date Printed: January 30, 2006

Client: Environmental Group Services, Ltd.
 Lab Order: 06010357
 Project: Marengo
 Lab ID: 06010357-013

Client Sample ID: MW3
 Collection Date: 1/19/2006 1:30:00 PM
 Matrix: Water

Analyses	Result	RL	Qualifier	Units	DF	Date Analyzed
Metals by ICP/MS						
	SW6020 (SW3005A)			Prep Date: 1/20/2006		Analyst: JG
Beryllium	ND	0.001		mg/L	1	1/23/2006
Cadmium	ND	0.001		mg/L	1	1/23/2006
Calcium	92	0.1		mg/L	1	1/23/2006
Chromium	0.045	0.002		mg/L	1	1/23/2006
Cobalt	ND	0.002		mg/L	1	1/23/2006
Copper	ND	0.005		mg/L	1	1/23/2006
Iron	0.89	0.05		mg/L	1	1/23/2006
Lead	0.0013	0.001		mg/L	1	1/23/2006
Magnesium	38	0.05		mg/L	1	1/23/2006
Manganese	0.3	0.002		mg/L	1	1/23/2006
Nickel	0.025	0.002		mg/L	1	1/23/2006
Potassium	2	0.05		mg/L	1	1/23/2006
Selenium	ND	0.002		mg/L	1	1/23/2006
Silver	ND	0.002		mg/L	1	1/23/2006
Sodium	23	0.3		mg/L	1	1/23/2006
Thallium	ND	0.002		mg/L	1	1/23/2006
Vanadium	ND	0.002		mg/L	1	1/23/2006
Zinc	0.031	0.01		mg/L	1	1/23/2006
Polynuclear Aromatic Hydrocarbons						
	SW8270C-SIM (SW3510C)			Prep Date: 1/25/2006		Analyst: VS
Acenaphthene	ND	0.0002		mg/L	1	1/26/2006
Acenaphthylene	ND	0.0002		mg/L	1	1/26/2006
Anthracene	ND	0.0002		mg/L	1	1/26/2006
Benz(a)anthracene	ND	0.00013		mg/L	1	1/26/2006
Benzo(a)pyrene	ND	0.0002		mg/L	1	1/26/2006
Benzo(b)fluoranthene	ND	0.00018		mg/L	1	1/26/2006
Benzo(g,h,i)perylene	ND	0.0001		mg/L	1	1/26/2006
Benzo(k)fluoranthene	ND	0.00017		mg/L	1	1/26/2006
Chrysene	ND	0.0001		mg/L	1	1/26/2006
Dibenz(a,h)anthracene	ND	0.0001		mg/L	1	1/26/2006
Fluoranthene	ND	0.0002		mg/L	1	1/26/2006
Fluorene	ND	0.0002		mg/L	1	1/26/2006
Indeno(1,2,3-cd)pyrene	ND	0.0001		mg/L	1	1/26/2006
Naphthalene	ND	0.0002		mg/L	1	1/26/2006
Phenanthrene	ND	0.0002		mg/L	1	1/26/2006
Pyrene	ND	0.0002		mg/L	1	1/26/2006
Semivolatile Organic Compounds by GC/MS						
	SW8270C (SW3510C)			Prep Date: 1/25/2006		Analyst: PAB
1,2,4-Trichlorobenzene	ND	0.005		mg/L	1	1/26/2006

Qualifiers: ND - Not Detected at the Reporting Limit
 J - Analyte detected below quantitation limits
 B - Analyte detected in the associated Method Blank
 HT - Sample received past holding time
 * - Non-accredited parameter

RL - Reporting / Quantitation Limit for the analysis
 S - Spike Recovery outside accepted recovery limits
 R - RPD outside accepted recovery limits
 E - Value above quantitation range
 H - Holding time exceeded

STAT Analysis Corporation

2255 West Harrison St., Suite B, Chicago, IL 60612-3505

Tel: (312) 733-0551 Fax: (312) 733-2386 STATinfo@STATAnalysis.com

Accreditation Numbers: IEPA ELAP 100445; ORELAP IL300001; AIHA 101160; NYLAP LabCode 101202-0

Date Reported: January 30, 2006

Date Printed: January 30, 2006

Client: Environmental Group Services, Ltd.
 Lab Order: 06010357
 Project: Marengo
 Lab ID: 06010357-013

Client Sample ID: MW3
 Collection Date: 1/19/2006 1:30:00 PM
 Matrix: Water

Analyses	Result	RL	Qualifier	Units	DF	Date Analyzed
Semivolatile Organic Compounds by GC/MS		SWB270C (SW3510C)		Prep Date: 1/25/2006		Analyst: PAB
1,2-Dichlorobenzene	ND	0.005		mg/L	1	1/26/2006
1,3-Dichlorobenzene	ND	0.005		mg/L	1	1/26/2006
1,4-Dichlorobenzene	ND	0.005		mg/L	1	1/26/2006
2, 2'-oxybis(1-Chloropropane	ND	0.005		mg/L	1	1/26/2006
2,4,5-Trichlorophenol	ND	0.01		mg/L	1	1/26/2006
2,4,6-Trichlorophenol	ND	0.005		mg/L	1	1/26/2006
2,4-Dichlorophenol	ND	0.005		mg/L	1	1/26/2006
2,4-Dimethylphenol	ND	0.005		mg/L	1	1/26/2006
2,4-Dinitrophenol	ND	0.025		mg/L	1	1/26/2006
2,4-Dinitrotoluene	ND	0.005		mg/L	1	1/26/2006
2,6-Dinitrotoluene	ND	0.005		mg/L	1	1/26/2006
2-Chloronaphthalene	ND	0.005		mg/L	1	1/26/2006
2-Chlorophenol	ND	0.005		mg/L	1	1/26/2006
2-Methylnaphthalene	ND	0.005		mg/L	1	1/26/2006
2-Methylphenol	ND	0.005		mg/L	1	1/26/2006
2-Nitroaniline	ND	0.025		mg/L	1	1/26/2006
2-Nitrophenol	ND	0.005		mg/L	1	1/26/2006
3,3'-Dichlorobenzidine	ND	0.01		mg/L	1	1/26/2006
3-Nitroaniline	ND	0.025		mg/L	1	1/26/2006
4,6-Dinitro-2-methylphenol	ND	0.025		mg/L	1	1/26/2006
4-Bromophenyl phenyl ether	ND	0.005		mg/L	1	1/26/2006
4-Chloro-3-methylphenol	ND	0.005		mg/L	1	1/26/2006
4-Chloroaniline	ND	0.005		mg/L	1	1/26/2006
4-Chlorophenyl phenyl ether	ND	0.005		mg/L	1	1/26/2006
4-Methylphenol	ND	0.005		mg/L	1	1/26/2006
4-Nitroaniline	ND	0.025		mg/L	1	1/26/2006
4-Nitrophenol	ND	0.025		mg/L	1	1/26/2006
Aniline	ND	0.005		mg/L	1	1/28/2006
Benzidine	ND	0.005		mg/L	1	1/26/2006
Benzoic acid	ND	0.025		mg/L	1	1/28/2006
Benzyl alcohol	ND	0.005		mg/L	1	1/26/2006
Bis(2-chloroethoxy)methane	ND	0.005		mg/L	1	1/26/2006
Bis(2-chloroethyl)ether	ND	0.005		mg/L	1	1/26/2006
Bis(2-ethylhexyl)phthalate	ND	0.005		mg/L	1	1/26/2006
Butyl benzyl phthalate	ND	0.005		mg/L	1	1/26/2006
Carbazole	ND	0.005		mg/L	1	1/26/2006
Di-n-butyl phthalate	ND	0.005		mg/L	1	1/26/2006
Di-n-octyl phthalate	ND	0.005		mg/L	1	1/26/2006

Qualifiers: ND - Not Detected at the Reporting Limit

J - Analyte detected below quantitation limits

B - Analyte detected in the associated Method Blank

HT - Sample received past holding time

* - Non-accredited parameter

RL - Reporting / Quantitation Limit for the analysis

S - Spike Recovery outside accepted recovery limits

R - RPD outside accepted recovery limits

E - Value above quantitation range

H - Holding time exceeded

STAT Analysis Corporation

2255 West Harrison St., Suite B, Chicago, IL 60612-3505

Tel: (312) 733-0551 Fax: (312) 733-2386 STATinfo@STATAnalysis.com

Accreditation Numbers: IEPA ELAP 100445; ORELAP IL300001; AIHA 101160; NVLAP LabCode 101202-0

Date Reported: January 30, 2006

Date Printed: January 30, 2006

Client:	Environmental Group Services, Ltd.	Client Sample ID:	MW3
Lab Order:	06010357	Collection Date:	1/19/2006 1:30:00 PM
Project:	Marengo	Matrix:	Water
Lab ID:	06010357-013		

Analyses	Result	RL	Qualifier	Units	DF	Date Analyzed
Semivolatile Organic Compounds by GC/MS		SW8270C (SW3510C)		Prep Date: 1/25/2006		Analyst: PAB
Dibenzofuran	ND	0.005		mg/L	1	1/26/2006
Diethyl phthalate	ND	0.005		mg/L	1	1/26/2006
Dimethyl phthalate	ND	0.005		mg/L	1	1/26/2006
Hexachlorobenzene	ND	0.005		mg/L	1	1/26/2006
Hexachlorobutadiene	ND	0.005		mg/L	1	1/26/2006
Hexachlorocyclopentadiene	ND	0.005		mg/L	1	1/26/2006
Hexachloroethane	ND	0.005		mg/L	1	1/26/2006
Isophorone	ND	0.005		mg/L	1	1/26/2006
N-Nitrosodi-n-propylamine	ND	0.005		mg/L	1	1/26/2006
N-Nitrosodimethylamine	ND	0.005		mg/L	1	1/26/2006
N-Nitrosodiphenylamine	ND	0.005		mg/L	1	1/26/2006
Nitrobenzene	ND	0.005		mg/L	1	1/26/2006
Pentachlorophenol	ND	0.025		mg/L	1	1/26/2006
Phenol	ND	0.005		mg/L	1	1/26/2006
Pyridine	ND	0.005		mg/L	1	1/26/2006
Volatile Organic Compounds by GC/MS		SW8260B (SW5030B)		Prep Date:		Analyst: MP
Acetone	ND	0.01		mg/L	1	1/26/2006
Benzene	ND	0.005		mg/L	1	1/26/2006
Bromodichloromethane	ND	0.005		mg/L	1	1/26/2006
Bromoform	ND	0.005		mg/L	1	1/26/2006
Bromomethane	ND	0.01		mg/L	1	1/26/2006
2-Butanone	ND	0.01		mg/L	1	1/26/2006
Carbon disulfide	ND	0.005		mg/L	1	1/26/2006
Carbon tetrachloride	ND	0.005		mg/L	1	1/26/2006
Chlorobenzene	ND	0.005		mg/L	1	1/26/2006
Dibromochloromethane	ND	0.005		mg/L	1	1/26/2006
Chloroethane	ND	0.01		mg/L	1	1/26/2006
Chloroform	ND	0.005		mg/L	1	1/26/2006
Chloromethane	ND	0.01		mg/L	1	1/26/2006
1,1-Dichloroethane	ND	0.005		mg/L	1	1/26/2006
1,2-Dichloroethane	ND	0.005		mg/L	1	1/26/2006
1,1-Dichloroethene	ND	0.005		mg/L	1	1/26/2006
cis-1,2-Dichloroethene	ND	0.005		mg/L	1	1/26/2006
trans-1,2-Dichloroethene	ND	0.005		mg/L	1	1/26/2006
1,2-Dichloropropane	ND	0.005		mg/L	1	1/26/2006
cis-1,3-Dichloropropene	ND	0.001		mg/L	1	1/26/2006
trans-1,3-Dichloropropene	ND	0.001		mg/L	1	1/26/2006
Ethylbenzene	ND	0.005		mg/L	1	1/26/2006

Qualifiers: ND - Not Detected at the Reporting Limit
 J - Analyte detected below quantitation limits
 B - Analyte detected in the associated Method Blank
 HT - Sample received past holding time
 * - Non-accredited parameter

RL - Reporting / Quantitation Limit for the analysis
 S - Spike Recovery outside accepted recovery limits
 R - RPD outside accepted recovery limits
 E - Value above quantitation range
 H - Holding time exceeded

STAT Analysis Corporation

2255 West Harrison St., Suite B, Chicago, IL 60612-3505

Tel: (312) 733-0551 Fax: (312) 733-2386 STATinfo@STATAnalysis.com

Accreditation Numbers: IEPA ELAP 100445; ORELAP IL300001; AIHA 101160; NVLAP LabCode 101202-0

Date Reported: January 30, 2006

Date Printed: January 30, 2006

Client: Environmental Group Services, Ltd.
 Lab Order: 06010357
 Project: Marengo
 Lab ID: 06010357-013

Client Sample ID: MW3
 Collection Date: 1/19/2006 1:30:00 PM
 Matrix: Water

Analyses	Result	RL	Qualifier	Units	DF	Date Analyzed
Volatile Organic Compounds by GC/MS		SW8260B (SW5030B)		Prep Date:		Analyst: MP
2-Hexanone	ND	0.01		mg/L	1	1/26/2006
4-Methyl-2-pentanone	ND	0.01		mg/L	1	1/26/2006
Methylene chloride	ND	0.005		mg/L	1	1/26/2006
Methyl tert-butyl ether	ND	0.005		mg/L	1	1/26/2006
Styrene	ND	0.005		mg/L	1	1/26/2006
1,1,2,2-Tetrachloroethane	ND	0.005		mg/L	1	1/26/2006
Tetrachloroethene	0.011	0.005		mg/L	1	1/26/2006
Toluene	ND	0.005		mg/L	1	1/26/2006
1,1,1-Trichloroethane	0.0072	0.005		mg/L	1	1/26/2006
1,1,2-Trichloroethane	ND	0.005		mg/L	1	1/26/2006
Trichloroethene	ND	0.005		mg/L	1	1/26/2006
Vinyl chloride	ND	0.002		mg/L	1	1/26/2006
Xylenes, Total	ND	0.015		mg/L	1	1/26/2006
Cyanide, Total		SW9012A		Prep Date: 1/23/2006		Analyst: YZ
Cyanide	ND	0.005		mg/L	1	1/25/2006

Qualifiers: ND - Not Detected at the Reporting Limit
 J - Analyte detected below quantitation limits
 B - Analyte detected in the associated Method Blank
 HT - Sample received past holding time
 * - Non-accredited parameter
 RL - Reporting / Quantitation Limit for the analysis
 S - Spike Recovery outside accepted recovery limits
 R - RPD outside accepted recovery limits
 E - Value above quantitation range
 H - Holding time exceeded

STAT Analysis Corporation

2255 West Harrison St., Suite B, Chicago, IL 60612-3505

Tel: (312) 733-0551 Fax: (312) 733-2386 STATinfo@STATAnalysis.com

Accreditation Numbers: IEPA ELAP 100445; ORELAP IL300001; AIHA 101160; NVLAP LabCode 101302-0

Date Reported: January 30, 2006

Date Printed: January 30, 2006

Client:	Environmental Group Services, Ltd.	Client Sample ID:	MW A6
Lab Order:	06010357	Collection Date:	1/19/2006 1:45:00 PM
Project:	Marengo	Matrix:	Water
Lab ID:	06010357-014		

Analyses	Result	RL	Qualifier	Units	DF	Date Analyzed
PCBs						
	SW8082 (SW3510C)		Prep Date: 1/20/2006		Analyst: JF	
Aroclor 1016	ND	0.0005		mg/L	1	1/20/2006
Aroclor 1221	ND	0.0005		mg/L	1	1/20/2006
Aroclor 1232	ND	0.0005		mg/L	1	1/20/2006
Aroclor 1242	ND	0.0005		mg/L	1	1/20/2006
Aroclor 1248	ND	0.0005		mg/L	1	1/20/2006
Aroclor 1254	ND	0.0005		mg/L	1	1/20/2006
Aroclor 1260	ND	0.0005		mg/L	1	1/20/2006
Pesticides						
	SW8081 (SW3510C)		Prep Date: 1/20/2006		Analyst: JF	
4,4'-DDD	ND	0.0001		mg/L	1	1/20/2006
4,4'-DDE	ND	0.0001		mg/L	1	1/20/2006
4,4'-DDT	ND	0.0001		mg/L	1	1/20/2006
Aldrin	ND	0.00005		mg/L	1	1/20/2006
alpha-BHC	ND	0.00005		mg/L	1	1/20/2006
alpha-Chlordane	ND	0.00005		mg/L	1	1/20/2006
beta-BHC	ND	0.00005		mg/L	1	1/20/2006
Chlordane	ND	0.0005		mg/L	1	1/20/2006
delta-BHC	ND	0.00005		mg/L	1	1/20/2006
Dieldrin	ND	0.0001		mg/L	1	1/20/2006
Endosulfan I	ND	0.00005		mg/L	1	1/20/2006
Endosulfan II	ND	0.0001		mg/L	1	1/20/2006
Endosulfan sulfate	ND	0.0001		mg/L	1	1/20/2006
Endrin	ND	0.0001		mg/L	1	1/20/2006
Endrin aldehyde	ND	0.0001		mg/L	1	1/20/2006
Endrin ketone	ND	0.0001		mg/L	1	1/20/2006
gamma-BHC	ND	0.00005		mg/L	1	1/20/2006
gamma-Chlordane	ND	0.00005		mg/L	1	1/20/2006
Heptachlor	ND	0.00005		mg/L	1	1/20/2006
Heptachlor epoxide	ND	0.00005		mg/L	1	1/20/2006
Methoxychlor	ND	0.00005		mg/L	1	1/20/2006
Toxaphene	ND	0.001		mg/L	1	1/20/2006
Mercury						
	SW7470A		Prep Date: 1/23/2006		Analyst: JG	
Mercury	ND	0.00025		mg/L	1	1/23/2006
Metals by ICP/MS						
	SW6020 (SW3005A)		Prep Date: 1/20/2006		Analyst: JG	
Aluminum	0.59	0.05		mg/L	1	1/23/2006
Antimony	ND	0.003		mg/L	1	1/23/2006
Arsenic	0.004	0.002		mg/L	1	1/23/2006
Barium	0.38	0.002		mg/L	1	1/23/2006

Qualifiers:
 ND - Not Detected at the Reporting Limit
 J - Analyte detected below quantitation limits
 B - Analyte detected in the associated Method Blank
 HT - Sample received past holding time
 * - Non-accredited parameter

RL - Reporting / Quantitation Limit for the analysis
 S - Spike Recovery outside accepted recovery limits
 R - RPD outside accepted recovery limits
 E - Value above quantitation range
 H - Holding time exceeded

STAT Analysis Corporation

2255 West Harrison St., Suite B, Chicago, IL 60612-3505

Tel: (312) 733-0551 Fax: (312) 733-2386 STATinfo@STATAnalysis.com

Accreditation Numbers: IEPA ELAP 100445; ORELAP IL300001; AIHA 101160; NVLAP LabCode 101202-0

Date Reported: January 30, 2006

Date Printed: January 30, 2006

Client:	Environmental Group Services, Ltd.	Client Sample ID:	MW A6
Lab Order:	06010357	Collection Date:	1/19/2006 1:45:00 PM
Project:	Marengo	Matrix:	Water
Lab ID:	06010357-014		

Analyses	Result	RL	Qualifier	Units	DF	Date Analyzed
Metals by ICP/MS						
	SW6020 (SW3005A)		Prep Date: 1/20/2006		Analyst: JG	
Beryllium	ND	0.001		mg/L	1	1/23/2006
Cadmium	0.0023	0.001		mg/L	1	1/23/2006
Calcium	220	10		mg/L	100	1/23/2006
Chromium	ND	0.002		mg/L	1	1/23/2006
Cobalt	0.0087	0.002		mg/L	1	1/23/2006
Copper	0.011	0.005		mg/L	1	1/23/2006
Iron	5.5	0.05		mg/L	1	1/23/2006
Lead	0.0034	0.001		mg/L	1	1/23/2006
Magnesium	85	0.05		mg/L	1	1/23/2006
Manganese	1.8	0.002		mg/L	1	1/23/2006
Nickel	0.015	0.002		mg/L	1	1/23/2006
Potassium	2.2	0.05		mg/L	1	1/23/2006
Selenium	ND	0.002		mg/L	1	1/23/2006
Silver	ND	0.002		mg/L	1	1/23/2006
Sodium	30	0.3		mg/L	1	1/23/2006
Thallium	ND	0.002		mg/L	1	1/23/2006
Vanadium	ND	0.002		mg/L	1	1/23/2006
Zinc	0.057	0.01		mg/L	1	1/23/2006
Polynuclear Aromatic Hydrocarbons						
	SW8270C-SIM (SW3510C)		Prep Date: 1/25/2006		Analyst: VS	
Acenaphthene	ND	0.0002		mg/L	1	1/26/2006
Acenaphthylene	ND	0.0002		mg/L	1	1/26/2006
Anthracene	ND	0.0002		mg/L	1	1/26/2006
Benz(a)anthracene	ND	0.00013		mg/L	1	1/26/2006
Benzo(a)pyrene	ND	0.0002		mg/L	1	1/26/2006
Benzo(b)fluoranthene	ND	0.00018		mg/L	1	1/26/2006
Benzo(g,h,i)perylene	ND	0.0001		mg/L	1	1/26/2006
Benzo(k)fluoranthene	ND	0.00017		mg/L	1	1/26/2006
Chrysene	ND	0.0001		mg/L	1	1/26/2006
Dibenz(a,h)anthracene	ND	0.0001		mg/L	1	1/26/2006
Fluoranthene	ND	0.0002		mg/L	1	1/26/2006
Fluorene	ND	0.0002		mg/L	1	1/26/2006
Indeno(1,2,3-cd)pyrene	ND	0.0001		mg/L	1	1/26/2006
Naphthalene	0.0035	0.0002		mg/L	1	1/26/2006
Phenanthrene	ND	0.0002		mg/L	1	1/26/2006
Pyrene	ND	0.0002		mg/L	1	1/26/2006
Semivolatile Organic Compounds by GC/MS						
	SW8270C (SW3510C)		Prep Date: 1/25/2006		Analyst: PAB	
1,2,4-Trichlorobenzene	ND	0.005		mg/L	1	1/25/2006

Qualifiers:	ND - Not Detected at the Reporting Limit	RL - Reporting / Quantitation Limit for the analysis
	J - Analyte detected below quantitation limits	S - Spike Recovery outside accepted recovery limits
	B - Analyte detected in the associated Method Blank	R - RPD outside accepted recovery limits
	HT - Sample received past holding time	E - Value above quantitation range
	* - Non-accredited parameter	H - Holding time exceeded

STAT Analysis Corporation

2255 West Harrison St., Suite B, Chicago, IL 60612-3505

Tel: (312) 733-0551 Fax: (312) 733-2386 STATinfo@STATAnalysis.com

Accreditation Numbers: IEPA ELAP 100445; ORELAP IL300001; AIHA 101160; NVLAP LabCode 101202-0

Date Reported: January 30, 2006

Date Printed: January 30, 2006

Client: Environmental Group Services, Ltd.
 Lab Order: 06010357
 Project: Marengo
 Lab ID: 06010357-014

Client Sample ID: MW A6
 Collection Date: 1/19/2006 1:45:00 PM
 Matrix: Water

Analyses	Result	RL	Qualifier	Units	DF	Date Analyzed
Semivolatile Organic Compounds by GC/MS		SW8270C (SW3510C)		Prep Date: 1/25/2006		Analyst: PAB
1,2-Dichlorobenzene	ND	0.005		mg/L	1	1/25/2006
1,3-Dichlorobenzene	ND	0.005		mg/L	1	1/25/2006
1,4-Dichlorobenzene	ND	0.005		mg/L	1	1/25/2006
2, 2'-oxybis(1-Chloropropane	ND	0.005		mg/L	1	1/25/2006
2,4,5-Trichlorophenol	ND	0.01		mg/L	1	1/25/2006
2,4,6-Trichlorophenol	ND	0.005		mg/L	1	1/25/2006
2,4-Dichlorophenol	ND	0.005		mg/L	1	1/25/2006
2,4-Dimethylphenol	ND	0.005		mg/L	1	1/25/2006
2,4-Dinitrophenol	ND	0.025		mg/L	1	1/25/2006
2,4-Dinitrotoluene	ND	0.005		mg/L	1	1/25/2006
2,6-Dinitrotoluene	ND	0.005		mg/L	1	1/25/2006
2-Chloronaphthalene	ND	0.005		mg/L	1	1/25/2006
2-Chlorophenol	ND	0.005		mg/L	1	1/25/2006
2-Methylnaphthalene	ND	0.005		mg/L	1	1/25/2006
2-Methylphenol	ND	0.005		mg/L	1	1/25/2006
2-Nitroaniline	ND	0.025		mg/L	1	1/25/2006
2-Nitrophenol	ND	0.005		mg/L	1	1/25/2006
3,3'-Dichlorobenzidine	ND	0.01		mg/L	1	1/25/2006
3-Nitroaniline	ND	0.025		mg/L	1	1/25/2006
4,6-Dinitro-2-methylphenol	ND	0.025		mg/L	1	1/25/2006
4-Bromophenyl phenyl ether	ND	0.005		mg/L	1	1/25/2006
4-Chloro-3-methylphenol	ND	0.005		mg/L	1	1/25/2006
4-Chloroaniline	ND	0.005		mg/L	1	1/25/2006
4-Chlorophenyl phenyl ether	ND	0.005		mg/L	1	1/25/2006
4-Methylphenol	ND	0.005		mg/L	1	1/25/2006
4-Nitroaniline	ND	0.025		mg/L	1	1/25/2006
4-Nitrophenol	ND	0.025		mg/L	1	1/25/2006
Aniline	ND	0.005		mg/L	1	1/25/2006
Benzidine	ND	0.005		mg/L	1	1/25/2006
Benzoic acid	ND	0.025		mg/L	1	1/25/2006
Benzyl alcohol	ND	0.005		mg/L	1	1/25/2006
Bis(2-chloroethoxy)methane	ND	0.005		mg/L	1	1/25/2006
Bis(2-chloroethyl)ether	ND	0.005		mg/L	1	1/25/2006
Bis(2-ethylhexyl)phthalate	ND	0.005		mg/L	1	1/25/2006
Butyl benzyl phthalate	ND	0.005		mg/L	1	1/25/2006
Carbazole	ND	0.005		mg/L	1	1/25/2006
Di-n-butyl phthalate	ND	0.005		mg/L	1	1/25/2006
Di-n-octyl phthalate	ND	0.005		mg/L	1	1/25/2006

Qualifiers: ND - Not Detected at the Reporting Limit
 J - Analyte detected below quantitation limits
 B - Analyte detected in the associated Method Blank
 HT - Sample received past holding time
 * - Non-accredited parameter

RL - Reporting / Quantitation Limit for the analysis
 S - Spike Recovery outside accepted recovery limits
 R - RPD outside accepted recovery limits
 E - Value above quantitation range
 H - Holding time exceeded

STAT Analysis Corporation

2255 West Harrison St., Suite B, Chicago, IL 60612-3505

Tel: (312) 733-0551 Fax: (312) 733-2386 STATinfo@STATAnalysis.com

Accreditation Numbers: IEPA ELAP 100445; ORELAP IL300001; AIHA 101160; NVLAP LabCode 101202-0

Date Reported: January 30, 2006

Date Printed: January 30, 2006

Client: Environmental Group Services, Ltd.	Client Sample ID: MW A6
Lab Order: 06010357	Collection Date: 1/19/2006 1:45:00 PM
Project: Marengo	Matrix: Water
Lab ID: 06010357-014	

Analyses	Result	RL	Qualifier	Units	DF	Date Analyzed
Semivolatile Organic Compounds by GC/MS		SW8270C (SW3510C)		Prep Date: 1/25/2006		Analyst: PAB
Dibenzofuran	ND	0.005		mg/L	1	1/25/2006
Diethyl phthalate	ND	0.005		mg/L	1	1/25/2006
Dimethyl phthalate	ND	0.005		mg/L	1	1/25/2006
Hexachlorobenzene	ND	0.005		mg/L	1	1/25/2006
Hexachlorobutadiene	ND	0.005		mg/L	1	1/25/2006
Hexachlorocyclopentadiene	ND	0.005		mg/L	1	1/25/2006
Hexachloroethane	ND	0.005		mg/L	1	1/25/2006
Isophorone	ND	0.005		mg/L	1	1/25/2006
N-Nitrosodi-n-propylamine	ND	0.005		mg/L	1	1/25/2006
N-Nitrosodimethylamine	ND	0.005		mg/L	1	1/25/2006
N-Nitrosodiphenylamine	ND	0.005		mg/L	1	1/25/2006
Nitrobenzene	ND	0.005		mg/L	1	1/25/2006
Pentachlorophenol	ND	0.025		mg/L	1	1/25/2006
Phenol	ND	0.005		mg/L	1	1/25/2006
Pyridine	ND	0.005		mg/L	1	1/25/2006
Volatile Organic Compounds by GC/MS		SW8260B (SW5030B)		Prep Date:		Analyst: MP
Acetone	ND	0.01		mg/L	1	1/26/2006
Benzene	ND	0.005		mg/L	1	1/26/2006
Bromodichloromethane	ND	0.005		mg/L	1	1/26/2006
Bromoform	ND	0.005		mg/L	1	1/26/2006
Bromomethane	ND	0.01		mg/L	1	1/26/2006
2-Butanone	ND	0.01		mg/L	1	1/26/2006
Carbon disulfide	ND	0.005		mg/L	1	1/26/2006
Carbon tetrachloride	ND	0.005		mg/L	1	1/26/2006
Chlorobenzene	ND	0.005		mg/L	1	1/26/2006
Dibromochloromethane	ND	0.005		mg/L	1	1/26/2006
Chloroethane	ND	0.01		mg/L	1	1/26/2006
Chloroform	ND	0.005		mg/L	1	1/26/2006
Chloromethane	ND	0.01		mg/L	1	1/26/2006
1,1-Dichloroethane	0.0087	0.005		mg/L	1	1/26/2006
1,2-Dichloroethane	ND	0.005		mg/L	1	1/26/2006
1,1-Dichloroethene	ND	0.005		mg/L	1	1/26/2006
cis-1,2-Dichloroethene	ND	0.005		mg/L	1	1/26/2006
trans-1,2-Dichloroethene	ND	0.005		mg/L	1	1/26/2006
1,2-Dichloropropane	ND	0.005		mg/L	1	1/26/2006
cis-1,3-Dichloropropene	ND	0.001		mg/L	1	1/26/2006
trans-1,3-Dichloropropene	ND	0.001		mg/L	1	1/26/2006
Ethylbenzene	ND	0.005		mg/L	1	1/26/2006

Qualifiers:
 ND - Not Detected at the Reporting Limit
 J - Analyte detected below quantitation limits
 B - Analyte detected in the associated Method Blank
 HT - Sample received past holding time
 * - Non-accredited parameter

RL - Reporting / Quantitation Limit for the analysis
 S - Spike Recovery outside accepted recovery limits
 R - RPD outside accepted recovery limits
 E - Value above quantitation range
 H - Holding time exceeded

STAT Analysis Corporation

2255 West Harrison St., Suite B, Chicago, IL 60612-3505

Tel: (312) 733-0551 Fax: (312) 733-2386 STATinfo@STATAnalysis.com

Accreditation Numbers: IEPA ELAP 100445; ORELAP IL300001; AIHA 101160; NVLAP LabCode 101202-0

Date Reported: January 30, 2006

Date Printed: January 30, 2006

Client:	Environmental Group Services, Ltd.	Client Sample ID:	MW A6
Lab Order:	06010357	Collection Date:	1/19/2006 1:45:00 PM
Project:	Marengo	Matrix:	Water
Lab ID:	06010357-014		

Analyses	Result	RL	Qualifier	Units	DF	Date Analyzed
Volatile Organic Compounds by GC/MS						
	SW8260B (SW5030B)			Prep Date:		Analyst: MP
2-Hexanone	ND	0.01		mg/L	1	1/26/2006
4-Methyl-2-pentanone	ND	0.01		mg/L	1	1/26/2006
Methylene chloride	ND	0.005		mg/L	1	1/26/2006
Methyl tert-butyl ether	ND	0.005		mg/L	1	1/26/2006
Styrene	ND	0.005		mg/L	1	1/26/2006
1,1,2,2-Tetrachloroethane	ND	0.005		mg/L	1	1/26/2006
Tetrachloroethene	ND	0.005		mg/L	1	1/26/2006
Toluene	ND	0.005		mg/L	1	1/26/2006
1,1,1-Trichloroethane	0.0082	0.005		mg/L	1	1/26/2006
1,1,2-Trichloroethane	ND	0.005		mg/L	1	1/26/2006
Trichloroethene	ND	0.005		mg/L	1	1/26/2006
Vinyl chloride	ND	0.002		mg/L	1	1/26/2006
Xylenes, Total	ND	0.015		mg/L	1	1/26/2006
Cyanide, Total						
	SW9012A			Prep Date: 1/23/2006		Analyst: YZ
Cyanide	ND	0.005		mg/L	1	1/25/2006

Qualifiers:

- ND - Not Detected at the Reporting Limit
- J - Analyte detected below quantitation limits
- B - Analyte detected in the associated Method Blank
- HT - Sample received past holding time
- * - Non-accredited parameter

- RL - Reporting / Quantitation Limit for the analysis
- S - Spike Recovery outside accepted recovery limits
- R - RPD outside accepted recovery limits
- E - Value above quantitation range
- H - Holding time exceeded

STAT Analysis Corporation

2255 West Harrison St., Suite B, Chicago, IL 60612-3505

Tel: (312) 733-0551 Fax: (312) 733-2386 STATinfo@STATAnalysis.com

Accreditation Numbers: IEPA ELAP 100445; ORELAP IL300001; AIHA 101160; NVLAP LabCode 101202-0

Date Reported: January 30, 2006

Date Printed: January 30, 2006

Client:	Environmental Group Services, Ltd.	Client Sample ID:	MW A7
Lab Order:	06010357	Collection Date:	1/19/2006 2:00:00 PM
Project:	Marengo	Matrix:	Water
Lab ID:	06010357-015		

Analyses	Result	RL	Qualifier	Units	DF	Date Analyzed
PCBs						
	SW8082 (SW3510C)			Prep Date: 1/20/2006		Analyst: JF
Aroclor 1016	ND	0.0005		mg/L	1	1/21/2006
Aroclor 1221	ND	0.0005		mg/L	1	1/21/2006
Aroclor 1232	ND	0.0005		mg/L	1	1/21/2006
Aroclor 1242	ND	0.0005		mg/L	1	1/21/2006
Aroclor 1248	ND	0.0005		mg/L	1	1/21/2006
Aroclor 1254	ND	0.0005		mg/L	1	1/21/2006
Aroclor 1260	ND	0.0005		mg/L	1	1/21/2006
Pesticides						
	SW8081 (SW3510C)			Prep Date: 1/20/2006		Analyst: JF
4,4'-DDD	ND	0.0001		mg/L	1	1/21/2006
4,4'-DDE	ND	0.0001		mg/L	1	1/21/2006
4,4'-DDT	ND	0.0001		mg/L	1	1/21/2006
Aldrin	ND	0.00005		mg/L	1	1/21/2006
alpha-BHC	ND	0.00005		mg/L	1	1/21/2006
alpha-Chlordane	ND	0.00005		mg/L	1	1/21/2006
beta-BHC	ND	0.00005		mg/L	1	1/21/2006
Chlordane	ND	0.0005		mg/L	1	1/21/2006
delta-BHC	ND	0.00005		mg/L	1	1/21/2006
Dieldrin	ND	0.0001		mg/L	1	1/21/2006
Endosulfan I	ND	0.00005		mg/L	1	1/21/2006
Endosulfan II	ND	0.0001		mg/L	1	1/21/2006
Endosulfan sulfate	ND	0.0001		mg/L	1	1/21/2006
Endrin	ND	0.0001		mg/L	1	1/21/2006
Endrin aldehyde	ND	0.0001		mg/L	1	1/21/2006
Endrin ketone	ND	0.0001		mg/L	1	1/21/2006
gamma-BHC	ND	0.00005		mg/L	1	1/21/2006
gamma-Chlordane	ND	0.00005		mg/L	1	1/21/2006
Heptachlor	ND	0.00005		mg/L	1	1/21/2006
Heptachlor epoxide	ND	0.00005		mg/L	1	1/21/2006
Methoxychlor	ND	0.00005		mg/L	1	1/21/2006
Toxaphene	ND	0.001		mg/L	1	1/21/2006
Mercury						
	SW7470A			Prep Date: 1/23/2006		Analyst: JG
Mercury	ND	0.00025		mg/L	1	1/23/2006
Metals by ICP/MS						
	SW6020 (SW3005A)			Prep Date: 1/20/2006		Analyst: JG
Aluminum	0.82	0.05		mg/L	1	1/23/2006
Antimony	ND	0.003		mg/L	1	1/23/2006
Arsenic	0.0023	0.002		mg/L	1	1/23/2006
Barium	0.34	0.002		mg/L	1	1/23/2006

Qualifiers: ND - Not Detected at the Reporting Limit
 J - Analyte detected below quantitation limits
 B - Analyte detected in the associated Method Blank
 HT - Sample received past holding time
 * - Non-accredited parameter
 RL - Reporting / Quantitation Limit for the analysis
 S - Spike Recovery outside accepted recovery limits
 R - RPD outside accepted recovery limits
 E - Value above quantitation range
 H - Holding time exceeded

STAT Analysis Corporation

2255 West Harrison St., Suite B, Chicago, IL 60612-3505

Tel: (312) 733-0551 Fax: (312) 733-2386 STATinfo@STATAnalysis.com

Accreditation Numbers: IEPA ELAP 100445; ORELAP IL300001; AIHA 101160; NVLAP LabCode 101202-0

Date Reported: January 30, 2006

Date Printed: January 30, 2006

Client: Environmental Group Services, Ltd.
 Lab Order: 06010357
 Project: Marengo
 Lab ID: 06010357-015

Client Sample ID: MW A7
 Collection Date: 1/19/2006 2:00:00 PM
 Matrix: Water

Analyses	Result	RL	Qualifier	Units	DF	Date Analyzed
Metals by ICP/MS						
	SW6020 (SW3005A)		Prep Date: 1/20/2006		Analyst: JG	
Beryllium	ND	0.001		mg/L	1	1/23/2006
Cadmium	0.0011	0.001		mg/L	1	1/23/2006
Calcium	200	10		mg/L	100	1/23/2006
Chromium	ND	0.002		mg/L	1	1/23/2006
Cobalt	ND	0.002		mg/L	1	1/23/2006
Copper	0.0073	0.005		mg/L	1	1/23/2006
Iron	3.6	0.05		mg/L	1	1/23/2006
Lead	0.0011	0.001		mg/L	1	1/23/2006
Magnesium	69	0.05		mg/L	1	1/23/2006
Manganese	0.54	0.002		mg/L	1	1/23/2006
Nickel	0.0074	0.002		mg/L	1	1/23/2006
Potassium	1.6	0.05		mg/L	1	1/23/2006
Selenium	ND	0.002		mg/L	1	1/23/2006
Silver	ND	0.002		mg/L	1	1/23/2006
Sodium	26	0.3		mg/L	1	1/23/2006
Thallium	ND	0.002		mg/L	1	1/23/2006
Vanadium	ND	0.002		mg/L	1	1/23/2006
Zinc	0.05	0.01		mg/L	1	1/23/2006
Polynuclear Aromatic Hydrocarbons						
	SW8270C-SIM (SW3510C)		Prep Date: 1/25/2006		Analyst: VS	
Acenaphthene	ND	0.0002		mg/L	1	1/26/2006
Acenaphthylene	ND	0.0002		mg/L	1	1/26/2006
Anthracene	ND	0.0002		mg/L	1	1/26/2006
Benz(a)anthracene	ND	0.00013		mg/L	1	1/26/2006
Benzo(a)pyrene	ND	0.0002		mg/L	1	1/26/2006
Benzo(b)fluoranthene	ND	0.00018		mg/L	1	1/26/2006
Benzo(g,h,i)perylene	ND	0.0001		mg/L	1	1/26/2006
Benzo(k)fluoranthene	ND	0.00017		mg/L	1	1/26/2006
Chrysene	ND	0.0001		mg/L	1	1/26/2006
Dibenz(a,h)anthracene	ND	0.0001		mg/L	1	1/26/2006
Fluoranthene	ND	0.0002		mg/L	1	1/26/2006
Fluorene	ND	0.0002		mg/L	1	1/26/2006
Indeno(1,2,3-cd)pyrene	ND	0.0001		mg/L	1	1/26/2006
Naphthalene	ND	0.0002		mg/L	1	1/26/2006
Phenanthrene	ND	0.0002		mg/L	1	1/26/2006
Pyrene	ND	0.0002		mg/L	1	1/26/2006
Semivolatile Organic Compounds by GC/MS						
	SW8270C (SW3510C)		Prep Date: 1/25/2006		Analyst: PAB	
1,2,4-Trichlorobenzene	ND	0.005		mg/L	1	1/25/2006

Qualifiers: ND - Not Detected at the Reporting Limit
 J - Analyte detected below quantitation limits
 B - Analyte detected in the associated Method Blank
 HT - Sample received past holding time
 * - Non-accredited parameter

RL - Reporting / Quantitation Limit for the analysis
 S - Spike Recovery outside accepted recovery limits
 R - RPD outside accepted recovery limits
 E - Value above quantitation range
 H - Holding time exceeded

STAT Analysis Corporation

2255 West Harrison St., Suite B, Chicago, IL 60612-3505

Tel: (312) 733-0551 Fax: (312) 733-2386 STATinfo@STATAnalysis.com

Accreditation Numbers: IEPA ELAP 100445; ORELAP IL300001; AIHA 101160; NVLAP LabCode 101202-0

Date Reported: January 30, 2006

Date Printed: January 30, 2006

Client: Environmental Group Services, Ltd.
 Lab Order: 06010357
 Project: Marengo
 Lab ID: 06010357-015

Client Sample ID: MW A7
 Collection Date: 1/19/2006 2:00:00 PM
 Matrix: Water

Analyses	Result	RL	Qualifier	Units	DF	Date Analyzed
Semivolatile Organic Compounds by GC/MS		SW8270C (SW3510C)		Prep Date: 1/25/2006		Analyst: PAB
1,2-Dichlorobenzene	ND	0.005		mg/L	1	1/25/2006
1,3-Dichlorobenzene	ND	0.005		mg/L	1	1/25/2006
1,4-Dichlorobenzene	ND	0.005		mg/L	1	1/25/2006
2, 2'-oxybis(1-Chloropropane)	ND	0.005		mg/L	1	1/25/2006
2,4,5-Trichlorophenol	ND	0.01		mg/L	1	1/25/2006
2,4,6-Trichlorophenol	ND	0.005		mg/L	1	1/25/2006
2,4-Dichlorophenol	ND	0.005		mg/L	1	1/25/2006
2,4-Dimethylphenol	ND	0.005		mg/L	1	1/25/2006
2,4-Dinitrophenol	ND	0.025		mg/L	1	1/25/2006
2,4-Dinitrotoluene	ND	0.005		mg/L	1	1/25/2006
2,6-Dinitrotoluene	ND	0.005		mg/L	1	1/25/2006
2-Chloronaphthalene	ND	0.005		mg/L	1	1/25/2006
2-Chlorophenol	ND	0.005		mg/L	1	1/25/2006
2-Methylnaphthalene	ND	0.005		mg/L	1	1/25/2006
2-Methylphenol	ND	0.005		mg/L	1	1/25/2006
2-Nitroaniline	ND	0.025		mg/L	1	1/25/2006
2-Nitrophenol	ND	0.005		mg/L	1	1/25/2006
3,3'-Dichlorobenzidine	ND	0.01		mg/L	1	1/25/2006
3-Nitroaniline	ND	0.025		mg/L	1	1/25/2006
4,6-Dinitro-2-methylphenol	ND	0.025		mg/L	1	1/25/2006
4-Bromophenyl phenyl ether	ND	0.005		mg/L	1	1/25/2006
4-Chloro-3-methylphenol	ND	0.005		mg/L	1	1/25/2006
4-Chloroaniline	ND	0.005		mg/L	1	1/25/2006
4-Chlorophenyl phenyl ether	ND	0.005		mg/L	1	1/25/2006
4-Methylphenol	ND	0.005		mg/L	1	1/25/2006
4-Nitroaniline	ND	0.025		mg/L	1	1/25/2006
4-Nitrophenol	ND	0.025		mg/L	1	1/25/2006
Aniline	ND	0.005		mg/L	1	1/25/2006
Benzidine	ND	0.005		mg/L	1	1/25/2006
Benzoic acid	ND	0.025		mg/L	1	1/25/2006
Benzyl alcohol	ND	0.005		mg/L	1	1/25/2006
Bis(2-chloroethoxy)methane	ND	0.005		mg/L	1	1/25/2006
Bis(2-chloroethyl)ether	ND	0.005		mg/L	1	1/25/2006
Bis(2-ethylhexyl)phthalate	ND	0.005		mg/L	1	1/25/2006
Butyl benzyl phthalate	ND	0.005		mg/L	1	1/25/2006
Carbazole	ND	0.005		mg/L	1	1/25/2006
Di-n-butyl phthalate	ND	0.005		mg/L	1	1/25/2006
Di-n-octyl phthalate	ND	0.005		mg/L	1	1/25/2006

Qualifiers: ND - Not Detected at the Reporting Limit
 J - Analyte detected below quantitation limits
 B - Analyte detected in the associated Method Blank
 HT - Sample received past holding time
 * - Non-accredited parameter

RI - Reporting / Quantitation Limit for the analysis
 S - Spike Recovery outside accepted recovery limits
 R - RPD outside accepted recovery limits
 E - Value above quantitation range
 H - Holding time exceeded

STAT Analysis Corporation

2255 West Harrison St., Suite B, Chicago, IL 60612-3505

Tel: (312) 733-0551 Fax: (312) 733-2386 STATinfo@STATAnalysis.com

Accreditation Numbers: IEPA ELAP 100445; ORELAP IL300001; AIIA 101160; NVLAP LabCode 101202-0

Date Reported: January 30, 2006

Date Printed: January 30, 2006

Client: Environmental Group Services, Ltd.
 Lab Order: 06010357
 Project: Marengo
 Lab ID: 06010357-015

Client Sample ID: MW A7
 Collection Date: 1/19/2006 2:00:00 PM
 Matrix: Water

Analyses	Result	RL	Qualifier	Units	DF	Date Analyzed
Semivolatile Organic Compounds by GC/MS		SW8270C (SW3510C)		Prep Date: 1/25/2006		Analyst: PAB
Dibenzofuran	ND	0.005		mg/L	1	1/25/2006
Diethyl phthalate	ND	0.005		mg/L	1	1/25/2006
Dimethyl phthalate	ND	0.005		mg/L	1	1/25/2006
Hexachlorobenzene	ND	0.005		mg/L	1	1/25/2006
Hexachlorobutadiene	ND	0.005		mg/L	1	1/25/2006
Hexachlorocyclopentadiene	ND	0.005		mg/L	1	1/25/2006
Hexachloroethane	ND	0.005		mg/L	1	1/25/2006
Isophorone	ND	0.005		mg/L	1	1/25/2006
N-Nitrosodi-n-propylamine	ND	0.005		mg/L	1	1/25/2006
N-Nitrosodimethylamine	ND	0.005		mg/L	1	1/25/2006
N-Nitrosodiphenylamine	ND	0.005		mg/L	1	1/25/2006
Nitrobenzene	ND	0.005		mg/L	1	1/25/2006
Pentachlorophenol	ND	0.025		mg/L	1	1/25/2006
Phenol	ND	0.005		mg/L	1	1/25/2006
Pyridine	ND	0.005		mg/L	1	1/25/2006
Volatile Organic Compounds by GC/MS		SW8260B (SW5030B)		Prep Date:		Analyst: MP
Acetone	ND	0.01		mg/L	1	1/26/2006
Benzene	ND	0.005		mg/L	1	1/26/2006
Bromodichloromethane	ND	0.005		mg/L	1	1/26/2006
Bromoform	ND	0.005		mg/L	1	1/26/2006
Bromomethane	ND	0.01		mg/L	1	1/26/2006
2-Butanone	ND	0.01		mg/L	1	1/26/2006
Carbon disulfide	ND	0.005		mg/L	1	1/26/2006
Carbon tetrachloride	ND	0.005		mg/L	1	1/26/2006
Chlorobenzene	ND	0.005		mg/L	1	1/26/2006
Dibromochloromethane	ND	0.005		mg/L	1	1/26/2006
Chloroethane	0.027	0.01		mg/L	1	1/26/2006
Chloroform	ND	0.005		mg/L	1	1/26/2006
Chloromethane	ND	0.01		mg/L	1	1/26/2006
1,1-Dichloroethane	0.084	0.005		mg/L	1	1/26/2006
1,2-Dichloroethane	ND	0.005		mg/L	1	1/26/2006
1,1-Dichloroethene	0.13	0.005		mg/L	1	1/26/2006
cis-1,2-Dichloroethene	ND	0.005		mg/L	1	1/26/2006
trans-1,2-Dichloroethene	ND	0.005		mg/L	1	1/26/2006
1,2-Dichloropropane	ND	0.005		mg/L	1	1/26/2006
cis-1,3-Dichloropropene	ND	0.001		mg/L	1	1/26/2006
trans-1,3-Dichloropropene	ND	0.001		mg/L	1	1/26/2006
Ethylbenzene	ND	0.005		mg/L	1	1/26/2006

Qualifiers:
 ND - Not Detected at the Reporting Limit
 J - Analyte detected below quantitation limits
 B - Analyte detected in the associated Method Blank
 HT - Sample received past holding time
 * - Non-accredited parameter

RL - Reporting / Quantitation Limit for the analysis
 S - Spike Recovery outside accepted recovery limits
 R - RPD outside accepted recovery limits
 E - Value above quantitation range
 H - Holding time exceeded

STAT Analysis Corporation

2255 West Harrison St., Suite B, Chicago, IL 60612-3505

Tel: (312) 733-0551 Fax: (312) 733-2386 STATinfo@STATAnalysis.com

Accreditation Numbers: IEPA ELAP 100445; ORELAP IL300001; AIHA 101160; NVLAP LabCode 101202-0

Date Reported: January 30, 2006

Date Printed: January 30, 2006

Client:	Environmental Group Services, Ltd.	Client Sample ID:	MW A7
Lab Order:	06010357	Collection Date:	1/19/2006 2:00:00 PM
Project:	Marengo	Matrix:	Water
Lab ID:	06010357-015		

Analyses	Result	RL	Qualifier	Units	DF	Date Analyzed
Volatile Organic Compounds by GC/MS		SW8260B (SW5030B)		Prep Date:		Analyst: MP
2-Hexanone	ND	0.01		mg/L	1	1/26/2006
4-Methyl-2-pentanone	ND	0.01		mg/L	1	1/26/2006
Methylene chloride	ND	0.005		mg/L	1	1/26/2006
Methyl tert-butyl ether	ND	0.005		mg/L	1	1/26/2006
Styrene	ND	0.005		mg/L	1	1/26/2006
1,1,2,2-Tetrachloroethane	ND	0.005		mg/L	1	1/26/2006
Tetrachloroethene	ND	0.005		mg/L	1	1/26/2006
Toluene	ND	0.005		mg/L	1	1/26/2006
1,1,1-Trichloroethane	0.46	0.05		mg/L	10	1/26/2006
1,1,2-Trichloroethane	ND	0.005		mg/L	1	1/26/2006
Trichloroethene	ND	0.005		mg/L	1	1/26/2006
Vinyl chloride	ND	0.002		mg/L	1	1/26/2006
Xylenes, Total	ND	0.015		mg/L	1	1/26/2006
Cyanide, Total		SW9012A		Prep Date: 1/23/2006		Analyst: YZ
Cyanide	ND	0.005		mg/L	1	1/25/2006

Qualifiers:	ND - Not Detected at the Reporting Limit	RL - Reporting / Quantitation Limit for the analysis
	J - Analyte detected below quantitation limits	S - Spike Recovery outside accepted recovery limits
	B - Analyte detected in the associated Method Blank	R - RPD outside accepted recovery limits
	HT - Sample received past holding time	E - Value above quantitation range
	* - Non-accredited parameter	H - Holding time exceeded



Analysis Corporation
 2355 W. Harrison Suite B, Chicago, Illinois 60612 Phone: (312) 733-0551 Fax: (312) 733-2186
 e-mail address: STATInfo@STATAnalysis.com AHA, NVLAP and NELAP accredited

CHAIN OF CUSTODY RECORD No: 811773 Page: of

Company: ECPL P.O. No.:
 Project Number: Client Tracking No.:
 Project Name: Quote No.:
 Project Location: MARENGO
 Sampler(s): Bill Leinen

Report To: Bill Phone: _____
 Fax: _____
 e-mail: _____

QC Level: 1 2 3 4

Client Sample Number/Description:	Date Taken	Time Taken	Matrix	Comp	Grab	Presv	No. of Containers
CP-1 (5-8)	1-9	8:30	S				4
CP-2 (4-5)		9:00					
CP-3 (5-6)		9:45					
CP-4 (4-5)		10:15					
CP-5 (6-7)		10:30					
CP-6 (4-5)		10:45					
CP-7 (6-7)		11:15					
CP-8 (5-6)		11:45					
CP-9 (5-6)		12:00					
CP-10 (5-8)		12:30					
CP-11 (9-10)		12:45					
CP-12 (8-9)		1:15					
Mix 7		1:30	W				
Mix A6		1:45					
Mix A7		2:00					

Relinquished by: (Signature) [Signature] Date/Time: 1/17 5:50
 Received by: (Signature) [Signature] Date/Time: 1/17 06:17:50
 Relinquished by: (Signature) _____ Date/Time: _____
 Received by: (Signature) _____ Date/Time: _____
 Relinquished by: (Signature) _____ Date/Time: _____
 Received by: (Signature) _____ Date/Time: _____

Remarks	Lab No.:
	001
	002
	003
	004
	005
	006
	007
	008
	010
	011
	012
	013
	014
	015

Laboratory Work Order No.: 00010357
 Received on Ice: Yes No
 Temperature: 2 °C

Turn Around: 5-DAY
 Results Needed:

Sample Receipt Checklist

Client Name EGSL

Date and Time Received: 01/19/06

Work Order Number 06010357

Received by: JC

Checklist completed by:

Jesus Cortez 1/19/06
Signature Date

Reviewed by:

JC 1/26/2006
Initials Date

Matrix Carrier name Client Delivered

- Shipping container/cooler in good condition? Yes No Not Present
- Custody seals intact on shipping container/cooler? Yes No Not Present
- Custody seals intact on sample bottles? Yes No Not Present
- Chain of custody present? Yes No
- Chain of custody signed when relinquished and received? Yes No
- Chain of custody agrees with sample labels/containers? Yes No
- Samples in proper container/bottle? Yes No
- Sample containers intact? Yes No
- Sufficient sample volume for indicated test? Yes No
- All samples received within holding time? Yes No
- Container or Temp Blank temperature in compliance? Yes No Temperature 2 °C
- Water - VOA vials have zero headspace? No VOA vials submitted Yes No
- Water - Samples pH checked? Yes No Checked by: *JC*
- Water - Samples properly preserved? Yes No pH Adjusted? *NO*

Any No response must be detailed in the comments section below.

Comments:

Client / Person contacted:


Date contacted:

Contacted by:

Response:

Appendix I

Topographical Maps



EDR Environmental
Data Resources Inc

**EDR Historical
Topographic Map
Report**

**300 N. West Street
300 N. West Street
Marengo, IL 60152**

Inquiry Number: 1587178.4

January 06, 2006

**The Standard in
Environmental Risk
Management Information**

**440 Wheelers Farms Road
Milford, Connecticut 06460**

Nationwide Customer Service

Telephone: 1-800-352-0050

Fax: 1-800-231-6802

Internet: www.edrnet.com

EDR Historical Topographic Map Report

Environmental Data Resources, Inc.'s (EDR) Historical Topographic Map Report is designed to assist professionals in evaluating potential liability on a target property, and its surrounding area, resulting from past activities. ASTM E 1527-00, Section 7.3 on Historical Use Information, identifies the prior use requirements for a Phase I environmental site assessment. The ASTM standard requires a review of *reasonably ascertainable standard historical sources*. *Reasonably ascertainable is defined as information that is publicly available, obtainable from a source with reasonable time and cost constraints, and practically reviewable.* To meet the prior use requirements of ASTM E 1527-00, Section 7.3.4, the following *standard historical sources* may be used: aerial photographs, city directories, fire insurance maps, topographic maps, property tax files, land title records (although these cannot be the sole historical source consulted), building department records, or zoning/and use records. ASTM E 1527-00 requires *"All obvious uses of the property shall be identified from the present, back to the property's obvious first developed use, or back to 1940, whichever is earlier. This task requires reviewing only as many of the standard historical sources as are necessary, and that are reasonably ascertainable and likely to be useful."* (ASTM E 1527-00, Section 7.3.2 page 12.)

EDR's Historical Topographic Map Report includes a search of available public and private color historical topographic map collections.

Topographic Maps

A topographic map (topo) is a color coded line-and-symbol representation of natural and selected artificial features plotted to a scale. Topos show the shape, elevation, and development of the terrain in precise detail by using contour lines and color coded symbols. Many features are shown by lines that may be straight, curved, solid, dashed, dotted, or in any combination. The colors of the lines usually indicate similar classes of information. For example, topographic contours (brown); lakes, streams, irrigation ditches, etc. (blue); land grids and important roads (red); secondary roads and trails, railroads, boundaries, etc. (black); and features that have been updated using aerial photography, but not field verified, such as disturbed land areas (e.g., gravel pits) and newly developed water bodies (purple).

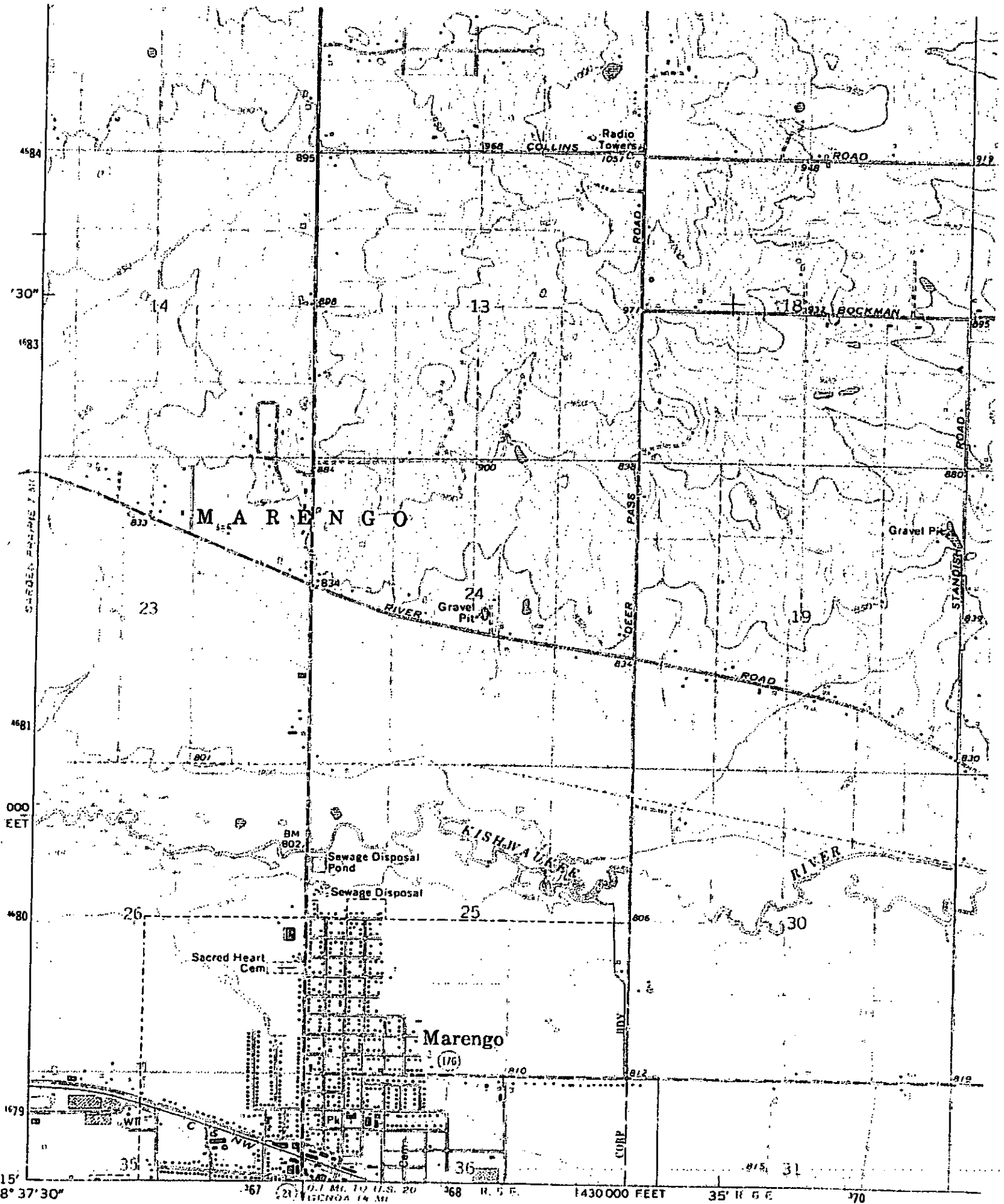
For more than a century, the USGS has been creating and revising topographic maps for the entire country at a variety of scales. There are about 60,000 U.S. Geological Survey (USGS) produced topo maps covering the United States. Each map covers a specific quadrangle (quad) defined as a four-sided area bounded by latitude and longitude. Historical topographic maps are a valuable historical resource for documenting the prior use of a property and its surrounding area, and due to their frequent availability can be particularly helpful when other standard historical sources (such as city directories, fire insurance maps, or aerial photographs) are not reasonably ascertainable.

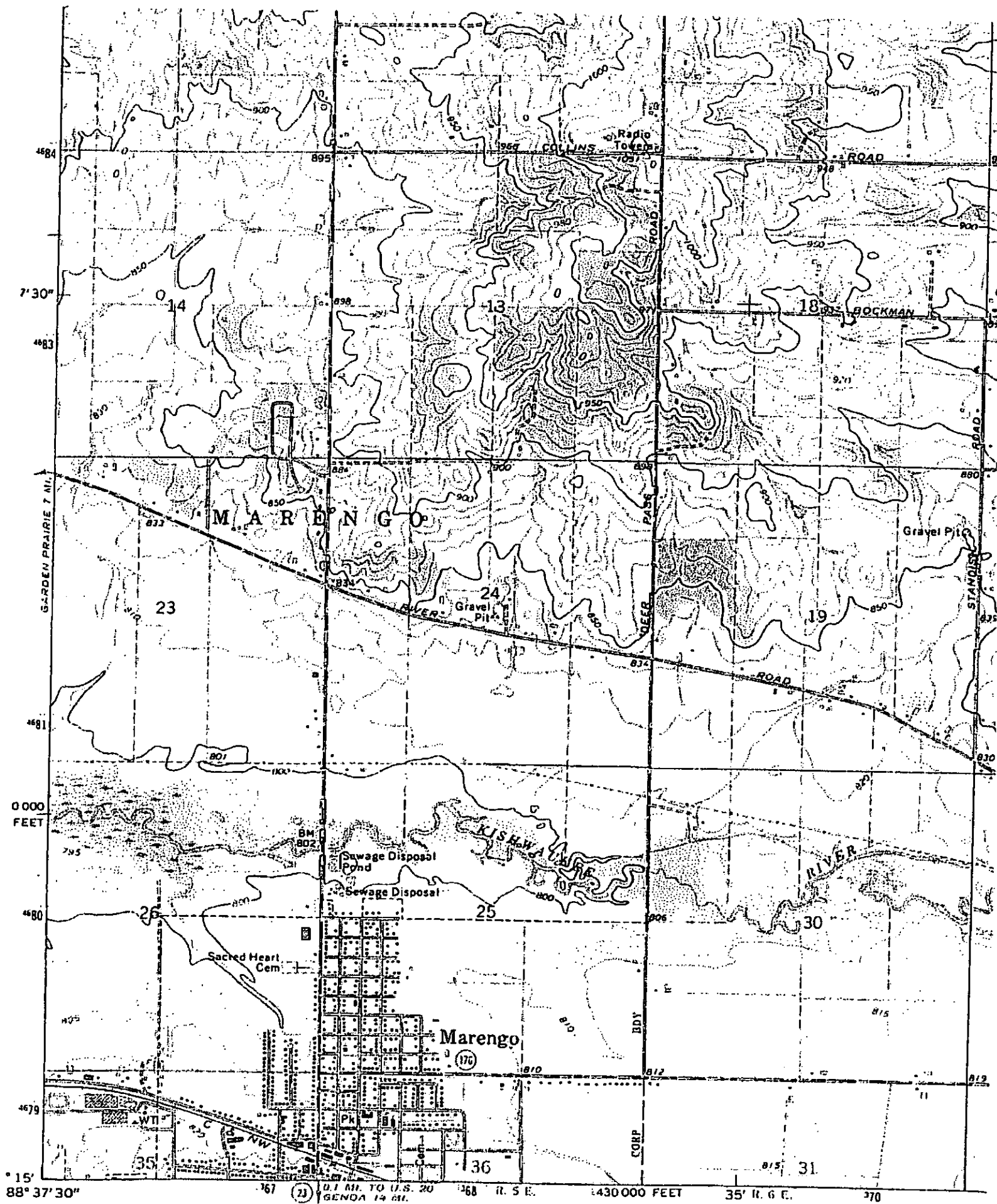
Disclaimer - Copyright and Trademark Notice

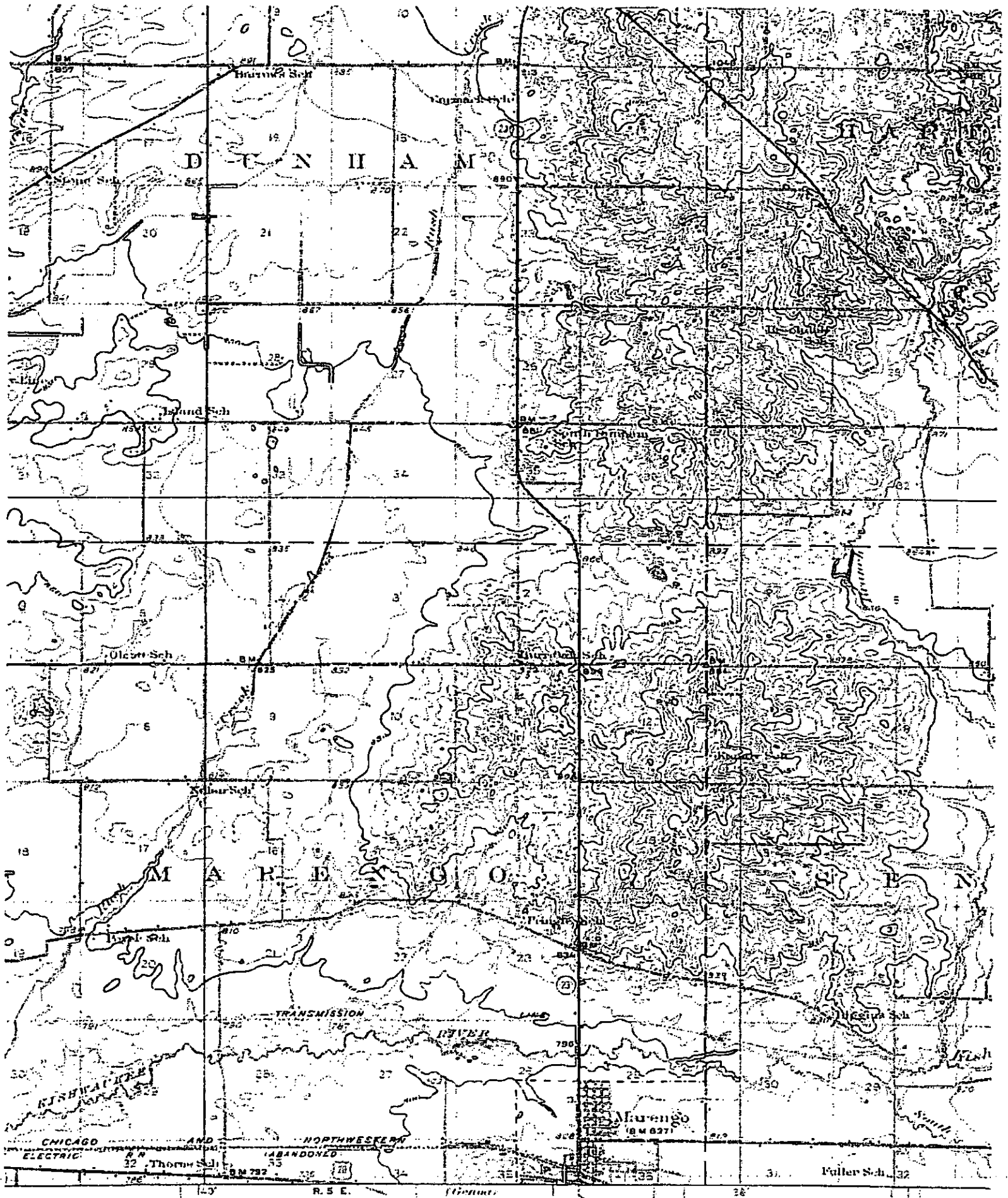
This Report contains certain information obtained from a variety of public and other sources reasonably available to Environmental Data Resources, Inc. It cannot be concluded from this Report that coverage information for the target and surrounding properties does not exist from other sources. **NO WARRANTY EXPRESSED OR IMPLIED, IS MADE WHATSOEVER IN CONNECTION WITH THIS REPORT.** ENVIRONMENTAL DATA RESOURCES, INC. SPECIFICALLY DISCLAIMS THE MAKING OF ANY SUCH WARRANTIES, INCLUDING WITHOUT LIMITATION, MERCHANTABILITY OR FITNESS FOR A PARTICULAR USE OR PURPOSE. ALL RISK IS ASSUMED BY THE USER. IN NO EVENT SHALL ENVIRONMENTAL DATA RESOURCES, INC. BE LIABLE TO ANYONE, WHETHER ARISING OUT OF ERRORS OR OMISSIONS, NEGLIGENCE, ACCIDENT OR ANY OTHER CAUSE, FOR ANY LOSS OF DAMAGE, INCLUDING, WITHOUT LIMITATION, SPECIAL, INCIDENTAL, CONSEQUENTIAL, OR EXEMPLARY DAMAGES. ANY LIABILITY ON THE PART OF ENVIRONMENTAL DATA RESOURCES, INC. IS STRICTLY LIMITED TO A REFUND OF THE AMOUNT PAID FOR THIS REPORT. Purchaser accepts this Report "AS IS". Any analyses, estimates, ratings, environmental risk levels or risk codes provided in this Report are provided for illustrative purposes only, and are not intended to provide, nor should they be interpreted as providing any facts regarding, or prediction or forecast of, any environmental risk for any property. Only a Phase I Environmental Site Assessment performed by an environmental professional can provide information regarding the environmental risk for any property. Additionally, the information provided in this Report is not to be construed as legal advice.

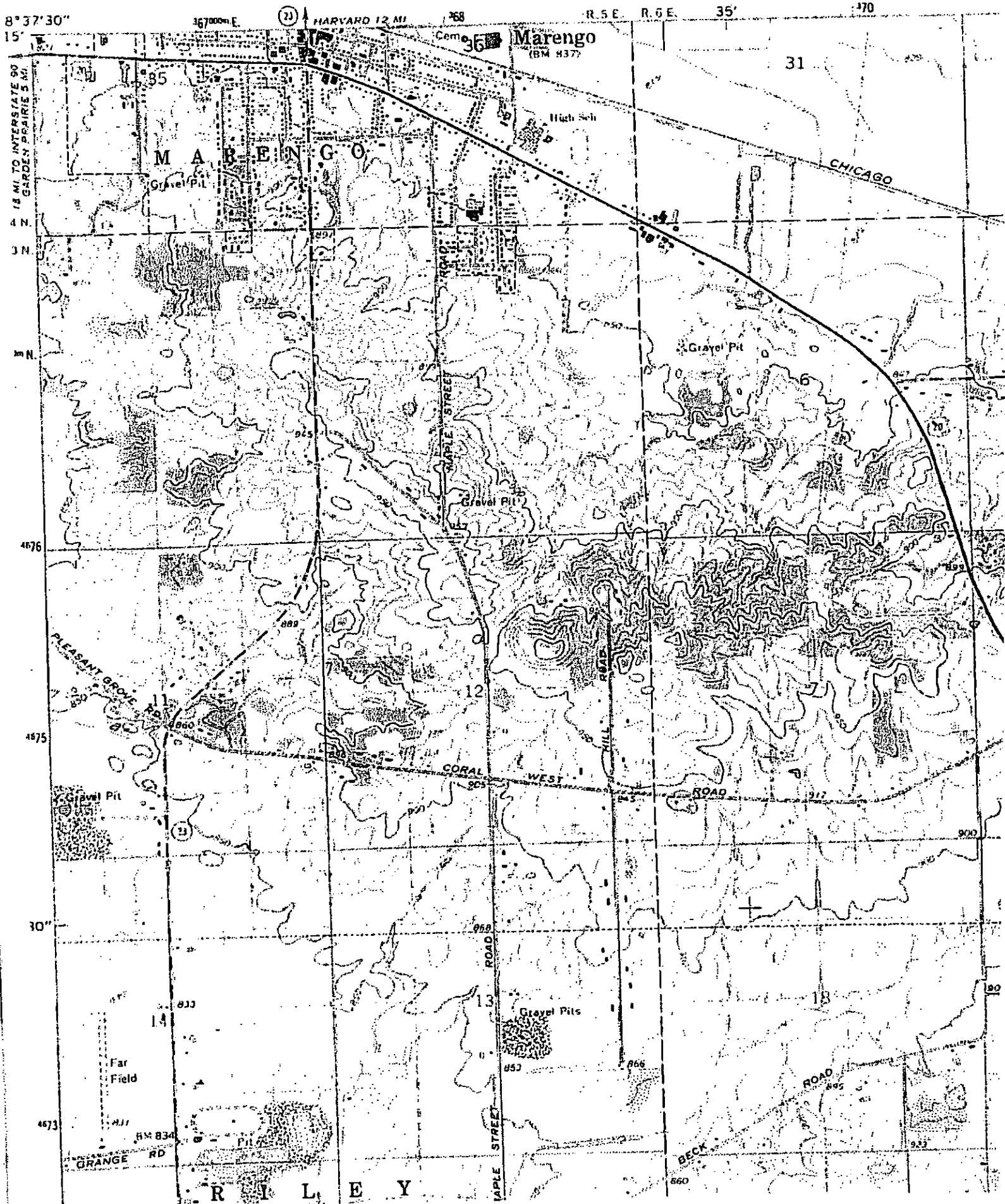
Copyright © 2006 by Environmental Data Resources, Inc. All rights reserved. Reproduction in any media or format, in whole or in part, of any report or map of Environmental Data Resources, Inc., or its affiliates, is prohibited without prior written permission.

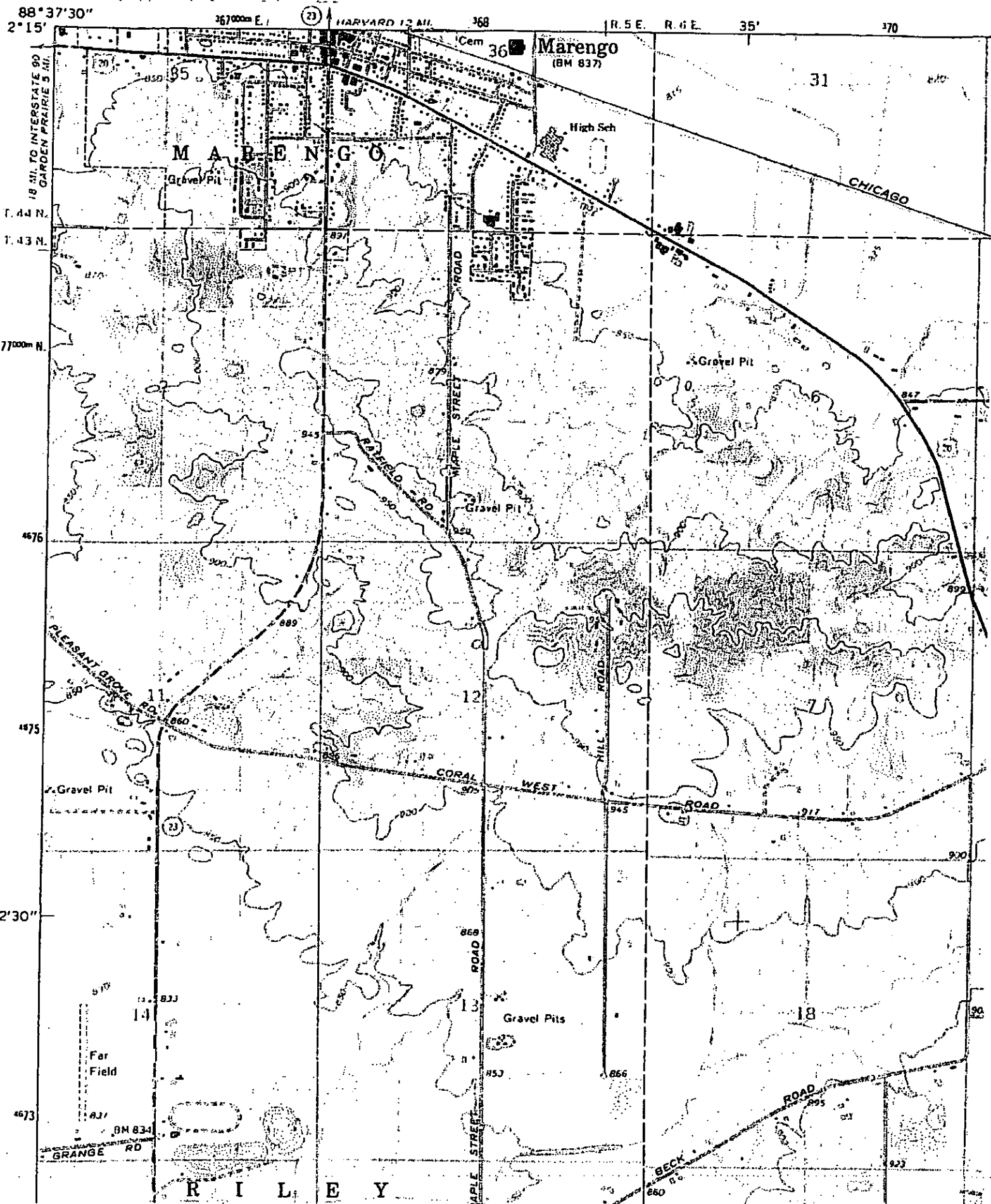
EDR and its logos (including Sanborn and Sanborn Map) are trademarks of Environmental Data Resources, Inc. or its affiliates. All other trademarks used herein are the property of their respective owners.











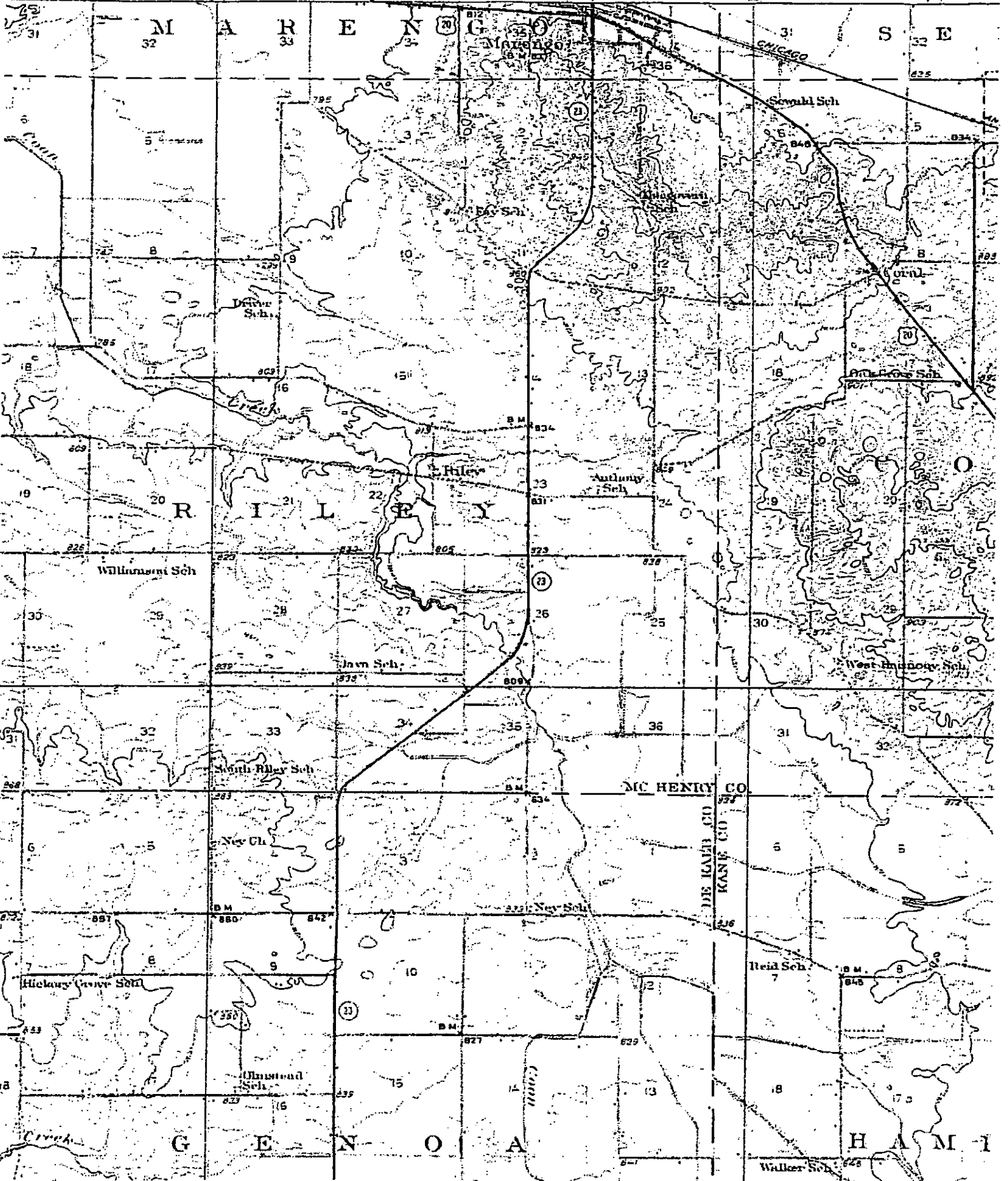
1000 FEET

40'

R. 5 E.

(Harvard)

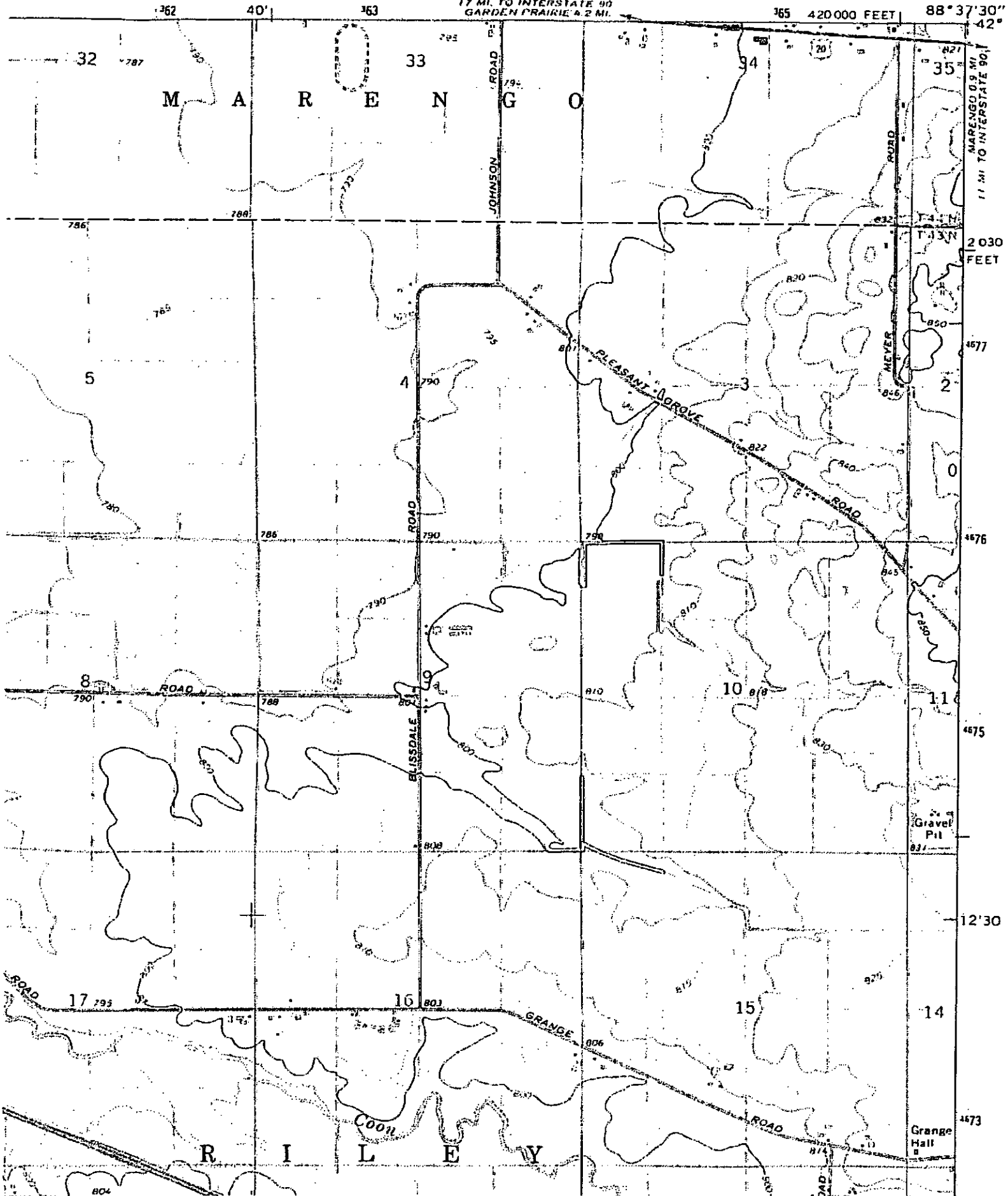
35'



17 MI. TO INTERSTATE 90
GARDEN PRAIRIE 4.2 MI.

365 420 000 FEET

88° 37' 30" 42"



11 MI TO INTERSTATE 90

2 030 FEET

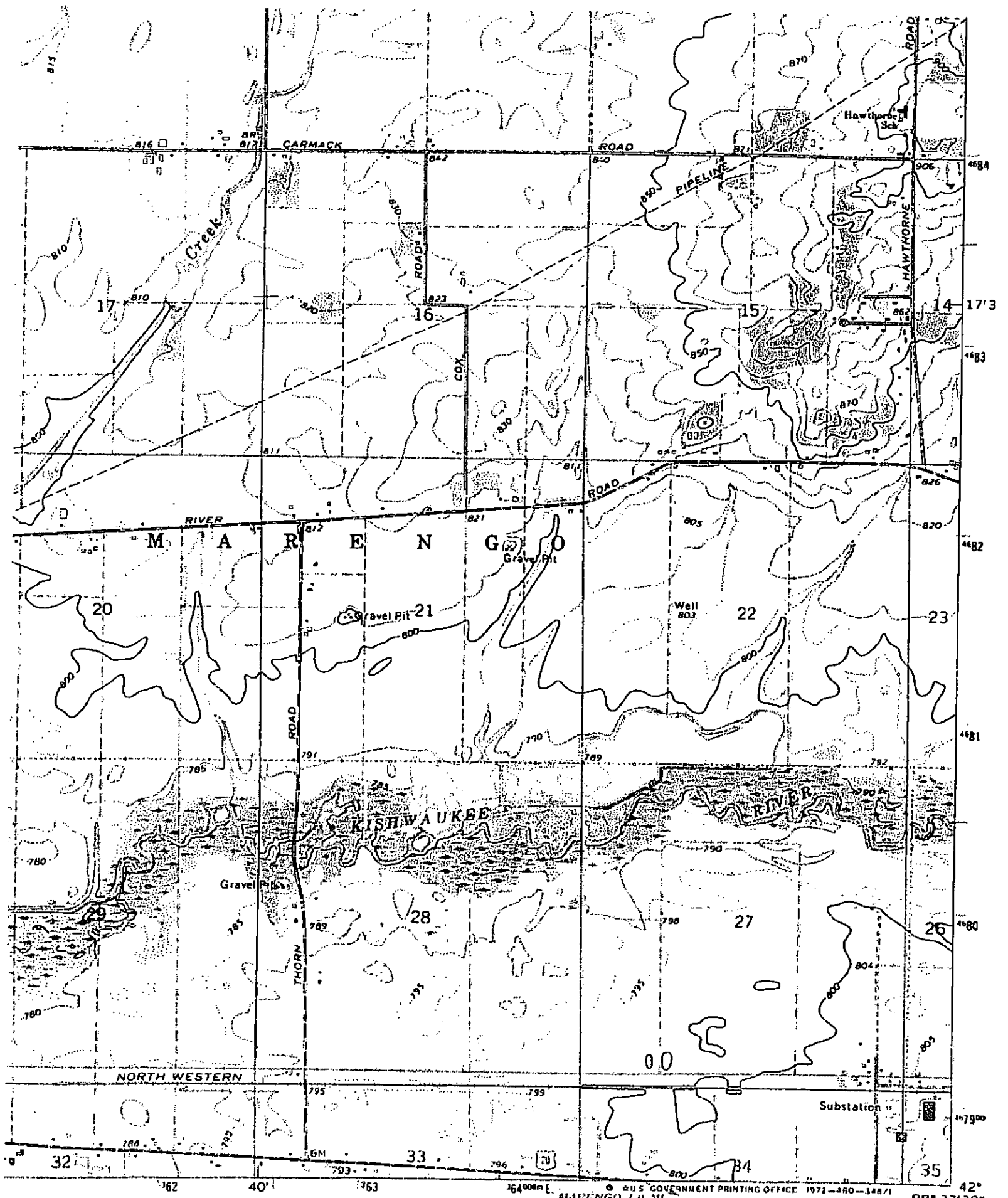
4677

4676

4675

12'30"

4673



Appendix J

Sanborn Maps



EDR® Environmental Data Resources Inc

"Linking Technology with Tradition"®

Sanborn® Map Report

Ship To: Bill Lennon
Environmental Group
557 West Polk
Chicago, IL 60607

Order Date: 1/5/2006 **Completion Date:** 1/9/2006
Inquiry #: 1587178.3s
P.O. #: NA
Site Name: 300 N. West Street

Customer Project: 601107
1013535ZIP 312-447-1200

Address: 300 N. West Street
City/State: Marengo, IL 60152
Cross Streets:

Based on client-supplied information, fire insurance maps for the following years were identified

- 1912 - 1 Map
- 1925 - 2 Maps
- 1938 - 2 Maps
- 1949 - 2 Maps

Limited Permission to Photocopy

Total Maps: 7

Environmental Group Services (the client) is permitted to make up to THREE photocopies of this Sanborn Map transmittal and each fire insurance map accompanying this report solely for the limited use of its customer. No one other than the client is authorized to make copies. Upon request made directly to an EDR Account Executive, the client may be permitted to make a limited number of additional photocopies. This permission is conditioned upon compliance by the client, its customer and their agents with EDR's copyright policy; a copy of which is available upon request.

This Report contains certain information obtained from a variety of public and other sources reasonably available to Environmental Data Resources, Inc. It cannot be concluded from this Report that coverage information for the target and surrounding properties does not exist from other sources. NO WARRANTY EXPRESSED OR IMPLIED IS MADE WHATSOEVER IN CONNECTION WITH THIS REPORT. ENVIRONMENTAL DATA RESOURCES, INC. SPECIFICALLY DISCLAIMS THE MAKING OF ANY SUCH WARRANTIES, INCLUDING WITHOUT LIMITATION, MERCHANTABILITY OR FITNESS FOR A PARTICULAR USE OR PURPOSE. ALL RISK IS ASSUMED BY THE USER. IN NO EVENT SHALL ENVIRONMENTAL DATA RESOURCES, INC. BE LIABLE TO ANYONE, WHETHER ARISING OUT OF ERRORS OR OMISSIONS, NEGLIGENCE, ACCIDENT OR ANY OTHER CAUSE, FOR ANY LOSS OF DAMAGE, INCLUDING, WITHOUT LIMITATION, SPECIAL, INCIDENTAL, CONSEQUENTIAL, OR EXEMPLARY DAMAGES, ANY LIABILITY ON THE PART OF ENVIRONMENTAL DATA RESOURCES, INC. IS STRICTLY LIMITED TO A REFUND OF THE AMOUNT PAID FOR THIS REPORT. Purchaser accepts this Report AS IS. Any analyses, estimates, ratings, environmental risk levels or risk codes provided in this Report are provided for illustrative purposes only, and are not intended to provide, nor should they be interpreted as providing any facts regarding or prediction or forecast of, any environmental risk for any property. Only a Phase I Environmental Site Assessment performed by an environmental professional can provide information regarding the environmental risk for any property. Additionally, the information provided in this Report is not to be construed as legal advice.

Copyright 2006 by Environmental Data Resources, Inc. All rights reserved. Reproduction in any media or format, in whole or in part, of any report or map of Environmental Data Resources, Inc., or its affiliates, is prohibited without prior written permission. EDR and its logos (including Sanborn and Sanborn Map) are trademarks of Environmental Data Resources, Inc. or its affiliates. All other trademarks used herein are the property of their respective owners.

R 002259

USER'S GUIDE

This User's Guide provides guidelines for accessing Sanborn Map® images and for transferring them to your Word Processor.

Reading Sanborn Maps

- Sanborn Maps document historical property use by displaying property information through words, abbreviations, and map symbols. The Sanborn Map Key provides information to help interpret the symbols and abbreviations used on Sanborn Maps. The Key is available from EDR's Web Site at: <http://www.edrnet.com/reports/samples/key.pdf>

Organization of Electronic Sanborn Image File

- Sanborn Map Report, listing years of coverage
- User's Guide
- Oldest Sanborn Map Image
- Most recent Sanborn Map Image

Navigating the Electronic Sanborn Image File

- Open file on screen.
- Identify TP (Target Property) on the most recent map.
- Find TP on older printed images.
- Using Acrobat® Reader®, zoom to 250% in order to view more clearly. (200-250% is the approximate equivalent scale of hardcopy Sanborn Maps.)
 - On the menu bar, click "View" and then "Zoom to..."
 - Or, use the magnifying tool and drag a box around the TP



Printing a Sanborn Map From the Electronic File

- EDR recommends printing images at 300 dpi (300 dpi prints faster than 600 dpi)
- To print only the TP area, cut and paste from Acrobat to your word processor application.

Acrobat Versions 6 and 7

- Go to the menu bar
- Click the "Select Tool"
- Draw a box around the area selected
- "Right click" on your mouse
- Select "Copy Image to Clipboard"
- Go to Word Processor such as Microsoft Word, paste and print.



Acrobat Version 5

- Go to the menu bar
- Click the "Graphics Select Tool"
- Draw a box around the area selected
- Go to "Menu"
- Highlight "Edit"
- Highlight "Copy"
- Go to Word Processor such as Microsoft Word, paste and print.



Important Information about Email Delivery of Electronic Sanborn Map Images

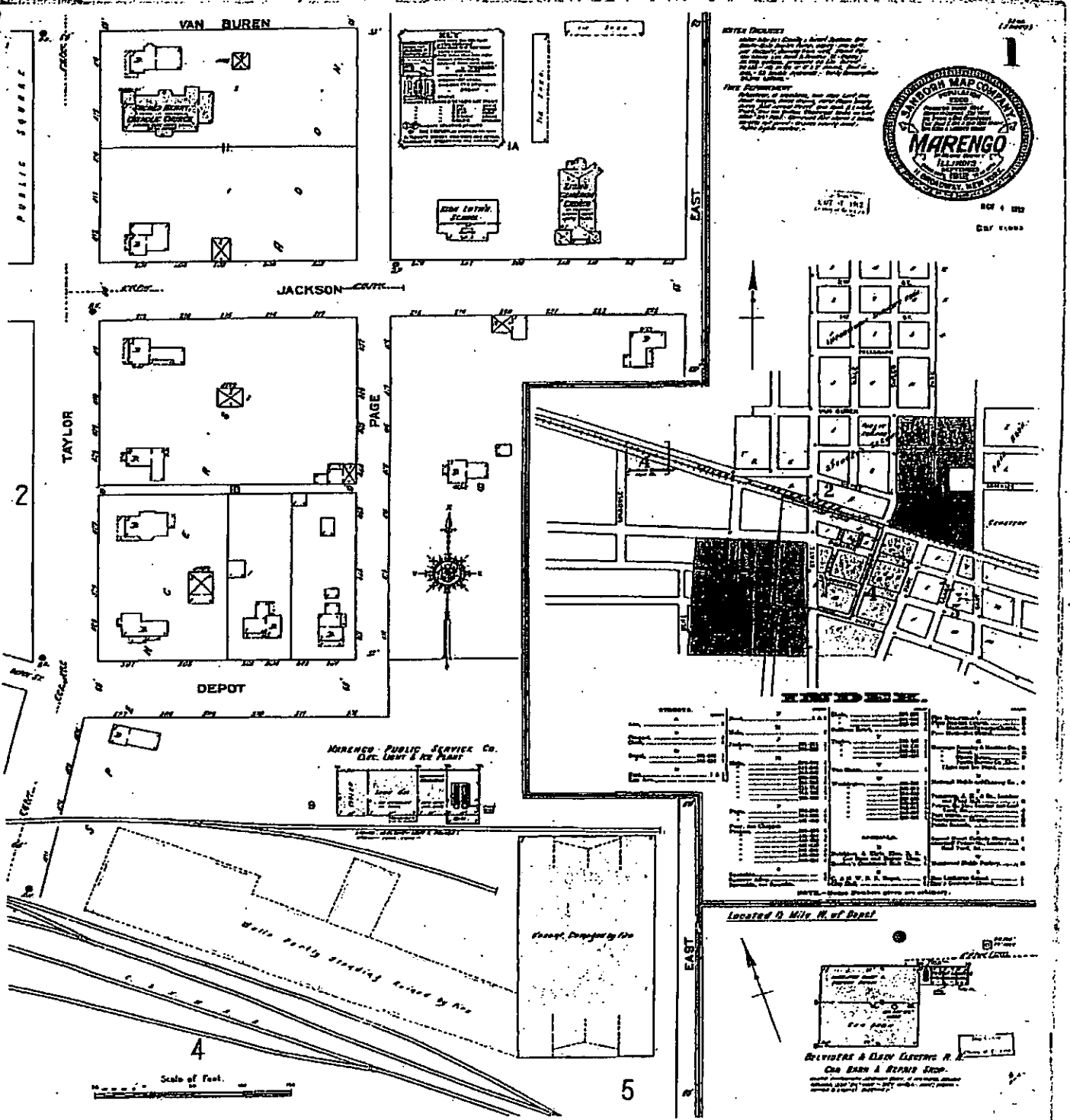
- Images are grouped into one file, up to 2MB.
- In cases where in excess of 6-7 map years are available, the file size typically exceeds 2MB. In these cases, you will receive multiple files, labeled as "1 of 3", "2 of 3", etc. including all available map years.
- Due to file size limitations, certain ISPs, including AOL, may occasionally delay or decline to deliver files. Please contact your ISP to identify their specific file size limitations.



The Sanborn Library, LLC

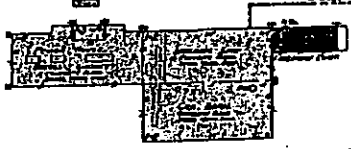
Copyright 1912 The Sanborn Library, LLC
No. 1000
1000 Broadway, New York

Sanborn Library is a part of the Sanborn Library, LLC. It is not to be used for any other purpose without the express permission of The Sanborn Library, LLC.



6

RELYING DAM FACTORY CO.



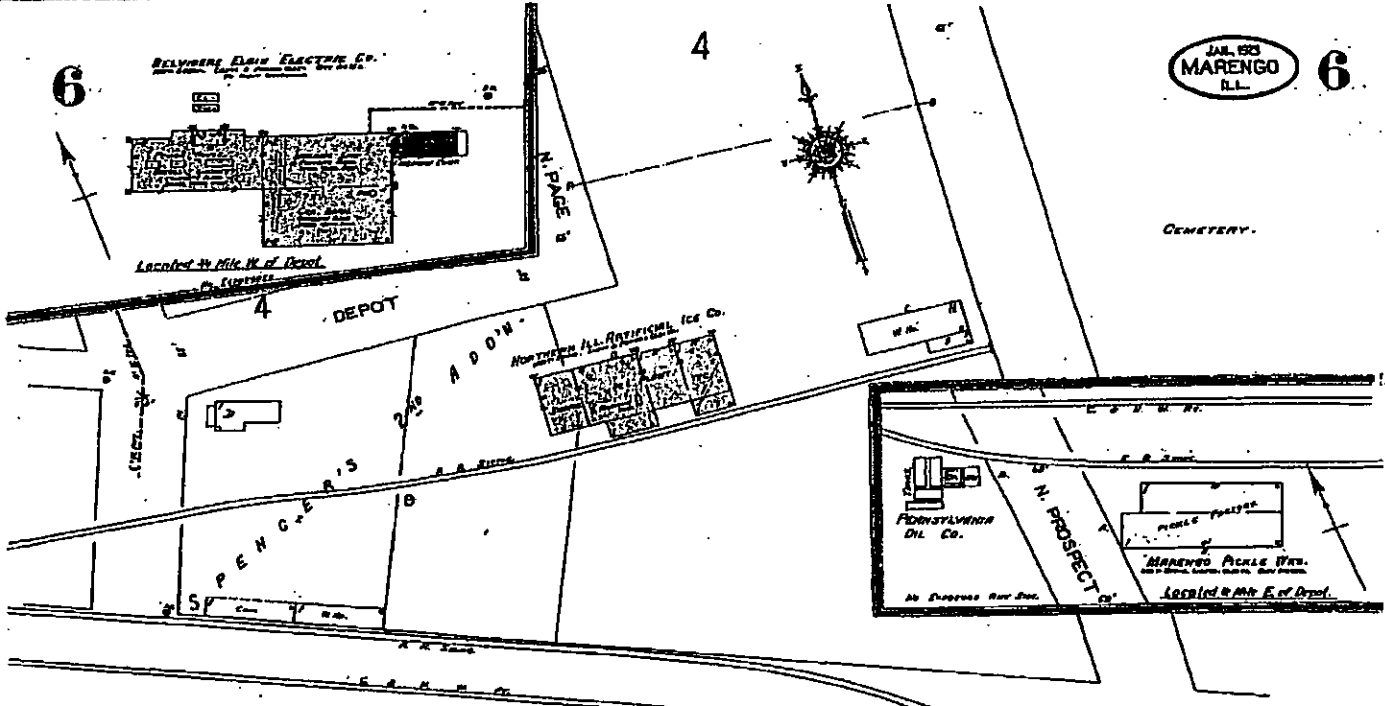
Located 3/4 Mile W. of Depot.

4

JAN. 1893
MARENGO
I.L.

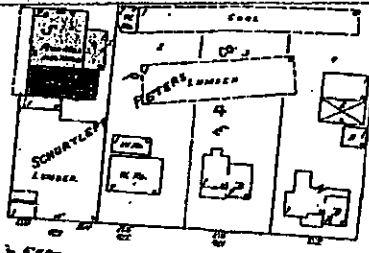
6

CEMETERY.

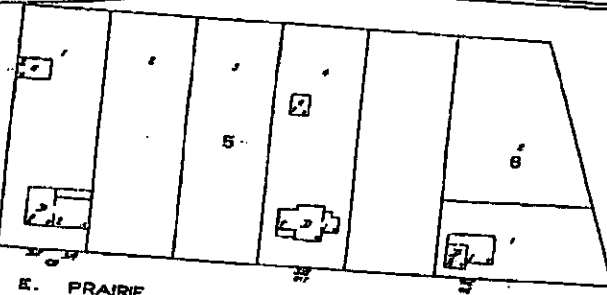


2

CHAS. N. TAYLOR



N. PAGE

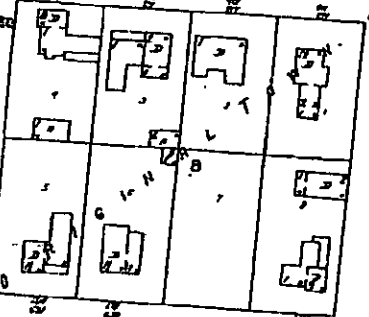


N. EAST

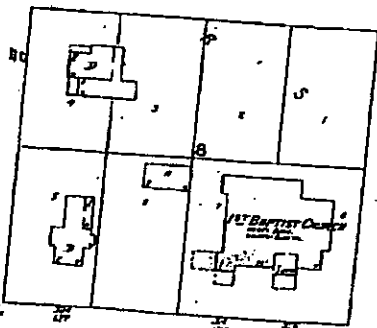
11

E. PRAIRIE

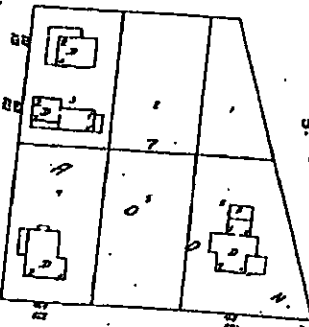
S. TAYLOR



S. PAGE



S. CLARK



S. EAST

E. WASHINGTON

9

Scale of Feet.



The Sanborn Library, LLC

Copyright © 2011 The Sanborn Library, LLC
1234 Main Street
New York, NY 10001

Sanborn Library is a service mark of The Sanborn Library, LLC in its performance under a license from the United States Copyright Office.

R 002262

7



JAN. 1885
MARENGO
ILL.

7

W. PRAIRIE

N. SPONABLE

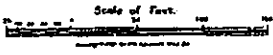
S. SPONABLE

W. WASHINGTON

W. GRANT HIGHWAY (MAIN)

S. WEST

ROWLAND AV.



The Sanborn Library, LLC

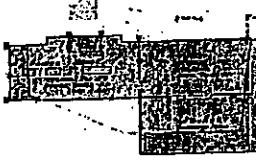
Copyright © 1978 The Sanborn Library, LLC
1575 North Lincoln Avenue
Chicago, Illinois 60614

R 002263

ILL. 620

6

GEORGE L. TAYLOR, JR.
The Tailors' Association Co.
Incorporated, Chicago, Ill.



Adjacent to the E. of Depot.

4



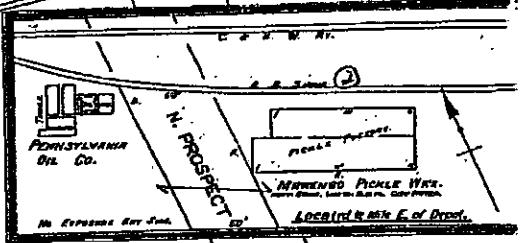
JAN. 1885
MARENGO
ILL.

6

CEMETERY.

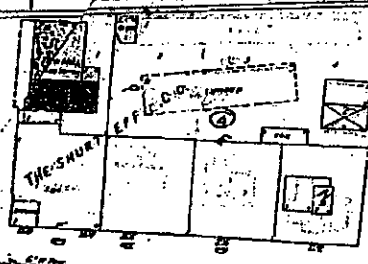
DEPOT

PENGERS



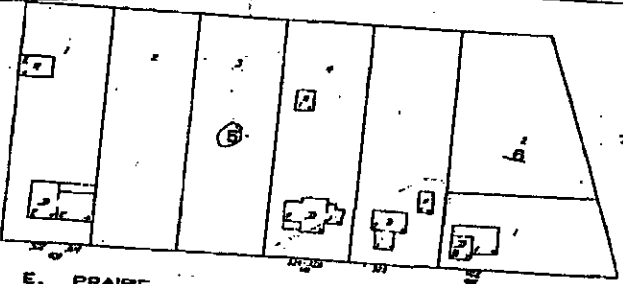
2

STATE N. TAYLOR



THE SHURT

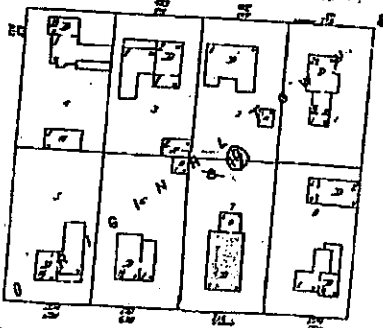
N. PAGE



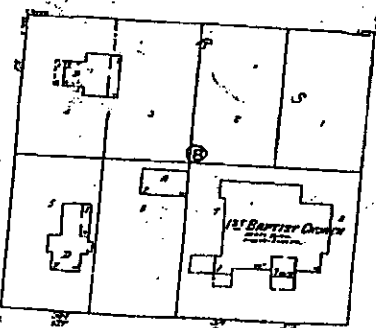
N. EAST

E. PRAIRIE

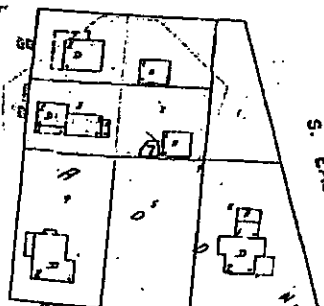
S. TAYLOR



S. PAGE



S. CLARK



S. EAST

E. WASHINGTON

9



The Sanborn Library, LLC

Copyright © 1998 The Sanborn Library, LLC
All Rights Reserved

Reproduction in whole or in part of any map from The Sanborn Library, LLC may be permitted in whole or in part for non-commercial purposes. The Sanborn Library, LLC

R 002264

7

ILL. 890
JAN. 1895
MARENGO
ILL. 7 28



W. PRAIRIE

W. WASHINGTON

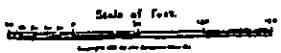
W. GRANT HIGHWAY (MAIN)

N. SPONABLE

S. SPONABLE

S. WEST

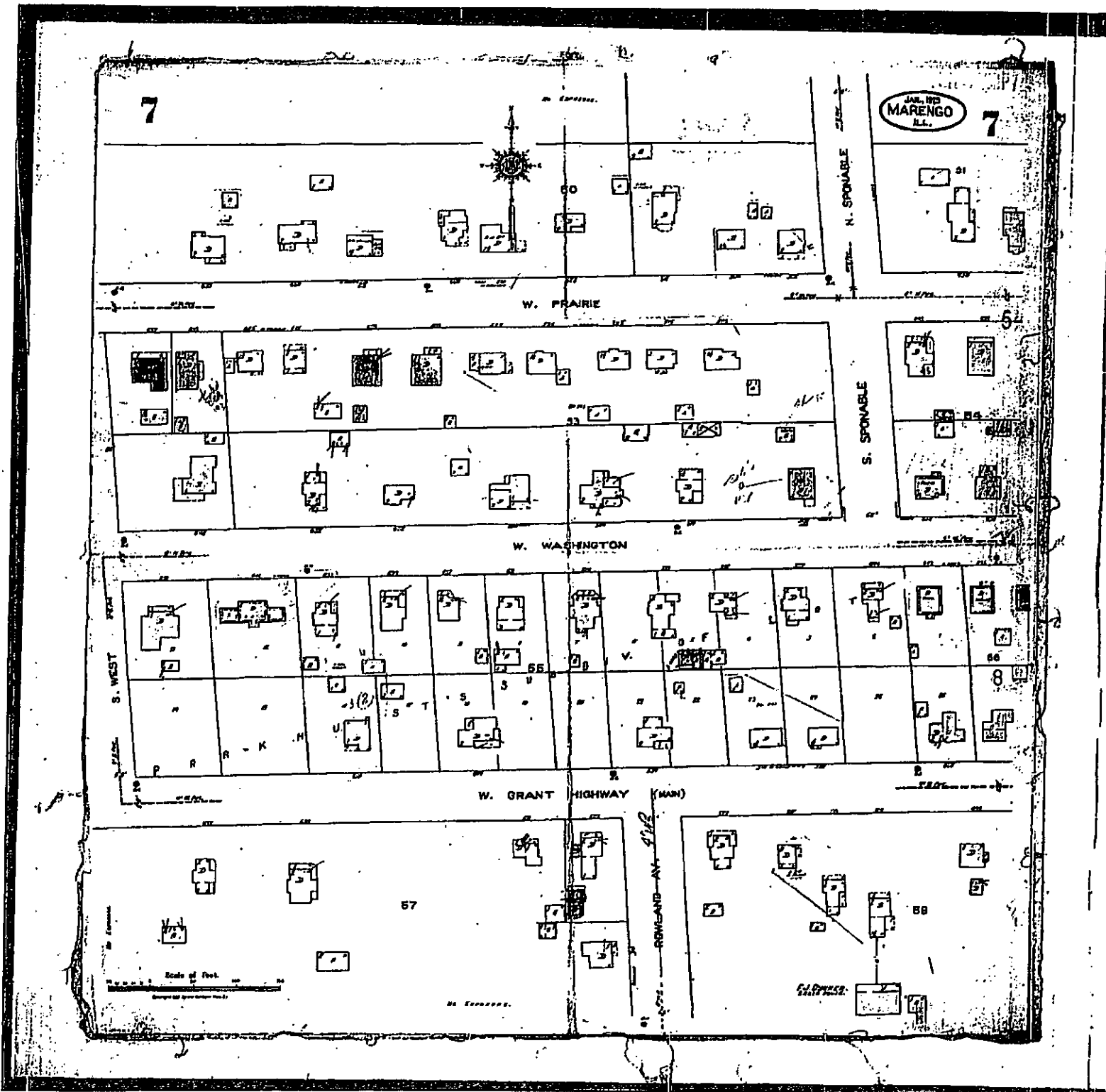
ROWLAND AV.




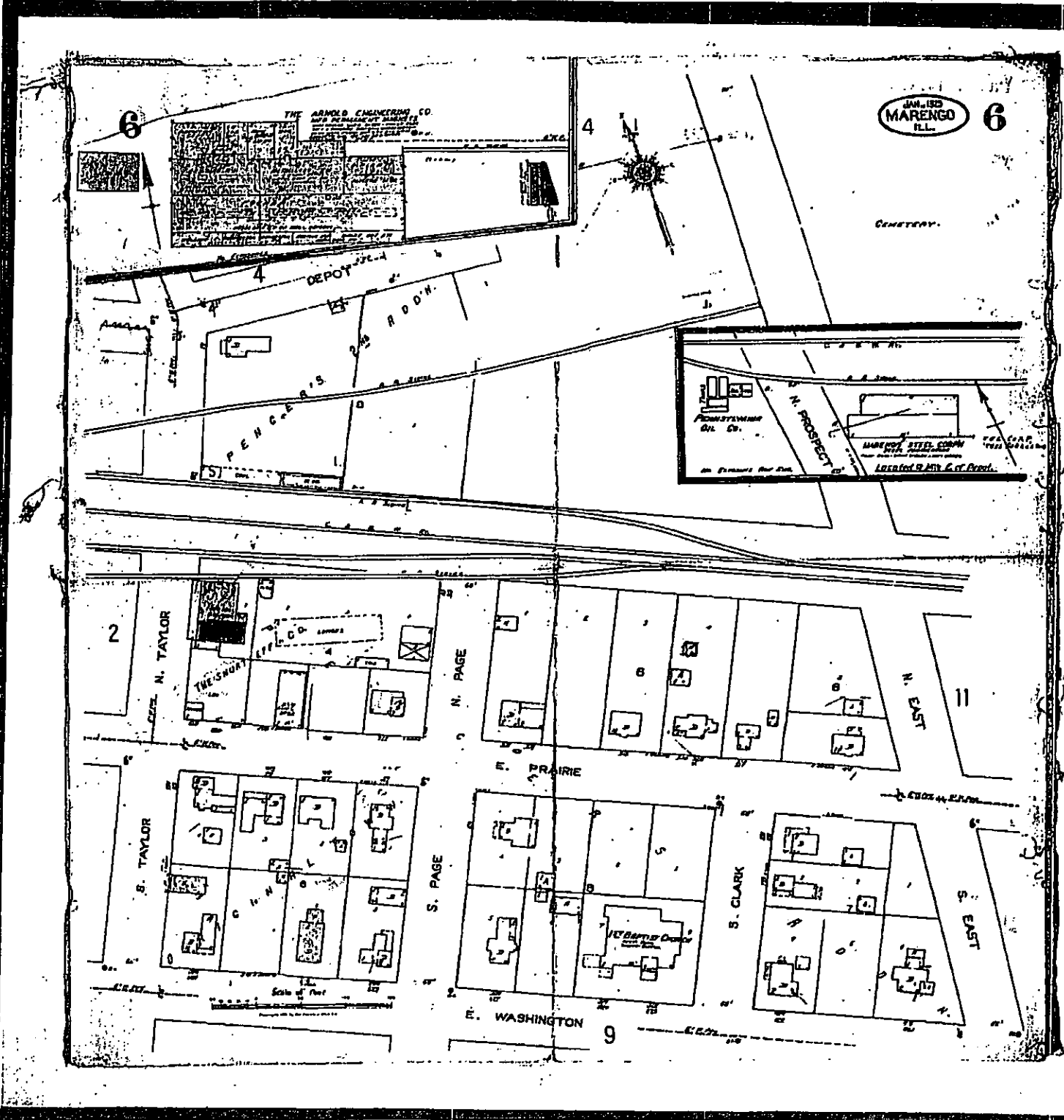
The Sanborn Library, LLC

Copyright © 1988 The Sanborn Library, LLC
1100 Wisconsin Avenue
Washington, D.C. 20005

R 002265




The Sanborn Library, LLC
 Copyright © 1995 The Sanborn Library, LLC
 All Rights Reserved



Appendix K

EDR Radius Map



EDR® Environmental
Data Resources Inc

The EDR Radius Map with GeoCheck®

**300 N. West Street
300 N. West Street
Marengo, IL 60152**

Inquiry Number: 1587178.2s

January 06, 2006

The Standard in Environmental Risk Management Information

**440 Wheelers Farms Road
Milford, Connecticut 06461**

Nationwide Customer Service

**Telephone: 1-800-352-0050
Fax: 1-800-231-6802
Internet: www.edrnet.com**

TABLE OF CONTENTS

<u>SECTION</u>	<u>PAGE</u>
Executive Summary.....	ES1
Overview Map.....	2
Detail Map.....	3
Map Findings Summary.....	4
Map Findings.....	6
Orphan Summary.....	15
Government Records Searched/Data Currency Tracking.....	GR-1
 <u>GEOCHECK ADDENDUM</u>	
Physical Setting Source Addendum.....	A-1
Physical Setting Source Summary.....	A-2
Physical Setting Source Map.....	A-9
Physical Setting Source Map Findings.....	A-10
Physical Setting Source Records Searched.....	A-47

Thank you for your business.
Please contact EDR at 1-800-352-0050
with any questions or comments.

Disclaimer - Copyright and Trademark Notice

This Report contains certain information obtained from a variety of public and other sources reasonably available to Environmental Data Resources, Inc. It cannot be concluded from this Report that coverage information for the target and surrounding properties does not exist from other sources. NO WARRANTY EXPRESSED OR IMPLIED, IS MADE WHATSOEVER IN CONNECTION WITH THIS REPORT. ENVIRONMENTAL DATA RESOURCES, INC. SPECIFICALLY DISCLAIMS THE MAKING OF ANY SUCH WARRANTIES, INCLUDING WITHOUT LIMITATION, MERCHANTABILITY OR FITNESS FOR A PARTICULAR USE OR PURPOSE. ALL RISK IS ASSUMED BY THE USER. IN NO EVENT SHALL ENVIRONMENTAL DATA RESOURCES, INC. BE LIABLE TO ANYONE, WHETHER ARISING OUT OF ERRORS OR OMISSIONS, NEGLIGENCE, ACCIDENT OR ANY OTHER CAUSE, FOR ANY LOSS OF DAMAGE, INCLUDING, WITHOUT LIMITATION, SPECIAL, INCIDENTAL, CONSEQUENTIAL, OR EXEMPLARY DAMAGES. ANY LIABILITY ON THE PART OF ENVIRONMENTAL DATA RESOURCES, INC. IS STRICTLY LIMITED TO A REFUND OF THE AMOUNT PAID FOR THIS REPORT. Purchaser accepts this Report "AS IS". Any analyses, estimates, ratings, environmental risk levels or risk codes provided in this Report are provided for illustrative purposes only, and are not intended to provide, nor should they be interpreted as providing any facts regarding, or prediction or forecast of, any environmental risk for any property. Only a Phase I Environmental Site Assessment performed by an environmental professional can provide information regarding the environmental risk for any property. Additionally, the information provided in this Report is not to be construed as legal advice.

Copyright 2006 by Environmental Data Resources, Inc. All rights reserved. Reproduction in any media or format, in whole or in part, of any report or map of Environmental Data Resources, Inc., or its affiliates, is prohibited without prior written permission. EDR and its logos (including Sanborn and Sanborn Map) are trademarks of Environmental Data Resources, Inc. or its affiliates. All other trademarks used herein are the property of their respective owners.

EXECUTIVE SUMMARY

A search of available environmental records was conducted by Environmental Data Resources, Inc (EDR). The report was designed to assist parties seeking to meet the search requirements of EPA's Standards and Practices for All Appropriate Inquiries (40 CFR Part 312), the ASTM Standard Practice for Environmental Site Assessments (E 1527-05) or custom requirements developed for the evaluation of environmental risk associated with a parcel of real estate.

TARGET PROPERTY INFORMATION

ADDRESS

300 N. WEST STREET
MARENGO, IL 60152

COORDINATES

Elevation: 820 ft. above sea level

USGS TOPOGRAPHIC MAP ASSOCIATED WITH TARGET PROPERTY

Target Property: 42088-C5 MARENGO NORTH, IL
Source: USGS 7.5 min quad index

TARGET PROPERTY SEARCH RESULTS

The target property was identified in the following government records. For more information on this property see page 6 of the attached EDR Radius Map report:

<u>Site</u>	<u>Database(s)</u>	<u>EPA ID</u>
ARNOLD ENGINEERING CO 300 W ST MARENGO, IL 60152	UST	N/A
ARNOLD ENGINEERING CO 300 NORTH WEST ST MARENGO, IL 60152	RCRA-SQG FINDS TRIS CORRACTS CERC-NFRAP	60152RNLDN30
ARNOLD ENGINEERING COMPANY .IL	IMPDMNT	N/A

DATABASES WITH NO MAPPED SITES

No mapped sites were found in EDR's search of available ("reasonably ascertainable ") government records either on the target property or within the search radius around the target property for the following databases:

FEDERAL RECORDS

NPL..... National Priority List

EXECUTIVE SUMMARY

Proposed NPL.....	Proposed National Priority List Sites
Delisted NPL.....	National Priority List Deletions
NPL Liens.....	Federal Superfund Liens
CERCLIS.....	Comprehensive Environmental Response, Compensation, and Liability Information System
RCRA-TSDF.....	Resource Conservation and Recovery Act Information
RCRA-LQG.....	Resource Conservation and Recovery Act Information
ERNS.....	Emergency Response Notification System
HMIRS.....	Hazardous Materials Information Reporting System
US ENG CONTROLS.....	Engineering Controls Sites List
US INST CONTROL.....	Sites with Institutional Controls
DOD.....	Department of Defense Sites
FUDS.....	Formerly Used Defense Sites
US BROWNFIELDS.....	A Listing of Brownfields Sites
CONSENT.....	Superfund (CERCLA) Consent Decrees
ROD.....	Records Of Decision
UMTRA.....	Uranium Mill Tailings Sites
ODI.....	Open Dump Inventory
TSCA.....	Toxic Substances Control Act
FTTS INSP.....	FIFRA/ TSCA Tracking System - FIFRA (Federal Insecticide, Fungicide, & Rodenticide Act)/TSCA (Toxic Substances Control Act)
SSTS.....	Section 7 Tracking Systems
PADS.....	PCB Activity Database System
MLTS.....	Material Licensing Tracking System
MINES.....	Mines Master Index File
RAATS.....	RCRA Administrative Action Tracking System

STATE AND LOCAL RECORDS

SHWS.....	State Oversight List
CAT.....	Category List
SWF/LF.....	Available Disposal for Solid Waste in Illinois - Solid Waste Landfills Subject to State Surcharge
IL NIPC.....	Solid Waste Landfill Inventory
ENG CONTROLS.....	Sites with Engineering Controls
Inst Control.....	Institutional Controls
DRYCLEANERS.....	Illinois Licensed Drycleaners
BROWNFIELDS.....	Municipal Brownfields Redevelopment Grant Program Project Descriptions

TRIBAL RECORDS

INDIAN RESERV.....	Indian Reservations
--------------------	---------------------

EDR PROPRIETARY RECORDS

Manufactured Gas Plants...	EDR Proprietary Manufactured Gas Plants
----------------------------	---

SURROUNDING SITES: SEARCH RESULTS

Surrounding sites were identified.

Elevations have been determined from the USGS Digital Elevation Model and should be evaluated on a relative (not an absolute) basis. Relative elevation information between sites of close proximity should be field verified. Sites with an elevation equal to or higher than the target property have been differentiated below from sites with an elevation lower than the target property. Page numbers and map identification numbers refer to the EDR Radius Map report where detailed data on individual sites can be reviewed.

Sites listed in *bold italics* are in multiple databases.

Unmappable (orphan) sites are not considered in the foregoing analysis.

EXECUTIVE SUMMARY

STATE AND LOCAL RECORDS

LUST:The Leaking Underground Storage Tank Incident Reports contain an inventory of reported leaking underground storage tank incidents. The data come from the Illinois Environmental Protection Agency's LUST Incident Report.

A review of the LUST list, as provided by EDR, and dated 12/05/2005 has revealed that there is 1 LUST site within approximately 0.5 miles of the target property.

<u>Lower Elevation</u>	<u>Address</u>	<u>Dist / Dir</u>	<u>Map ID</u>	<u>Page</u>
FLOIT SAND & GRAVEL CO.	827 NORTH SPONADLE	1/4 - 1/2 ESE	6	14

UST:The Underground Storage Tank database contains registered USTs. USTs are regulated under Subtitle I of the Resource Conservation and Recovery Act (RCRA). The data come from the Illinois State Fire Marshal's STC Facility List.

A review of the UST list, as provided by EDR, and dated 11/03/2005 has revealed that there is 1 UST site within approximately 0.25 miles of the target property.

<u>Lower Elevation</u>	<u>Address</u>	<u>Dist / Dir</u>	<u>Map ID</u>	<u>Page</u>
STADE GRAIN CO	21602 RAILROAD ST	1/8 - 1/4 E	B4	12

SRP:Illinois Environmental Protection Agency, Site Remediation Program Database

A review of the SRP list, as provided by EDR, and dated 11/14/2005 has revealed that there is 1 SRP site within approximately 0.5 miles of the target property.

<u>Lower Elevation</u>	<u>Address</u>	<u>Dist / Dir</u>	<u>Map ID</u>	<u>Page</u>
STADE PROPERTY	21600 WEST RAILROAD STR	1/8 - 1/4 E	B5	13

EXECUTIVE SUMMARY

Due to poor or inadequate address information, the following sites were not mapped:

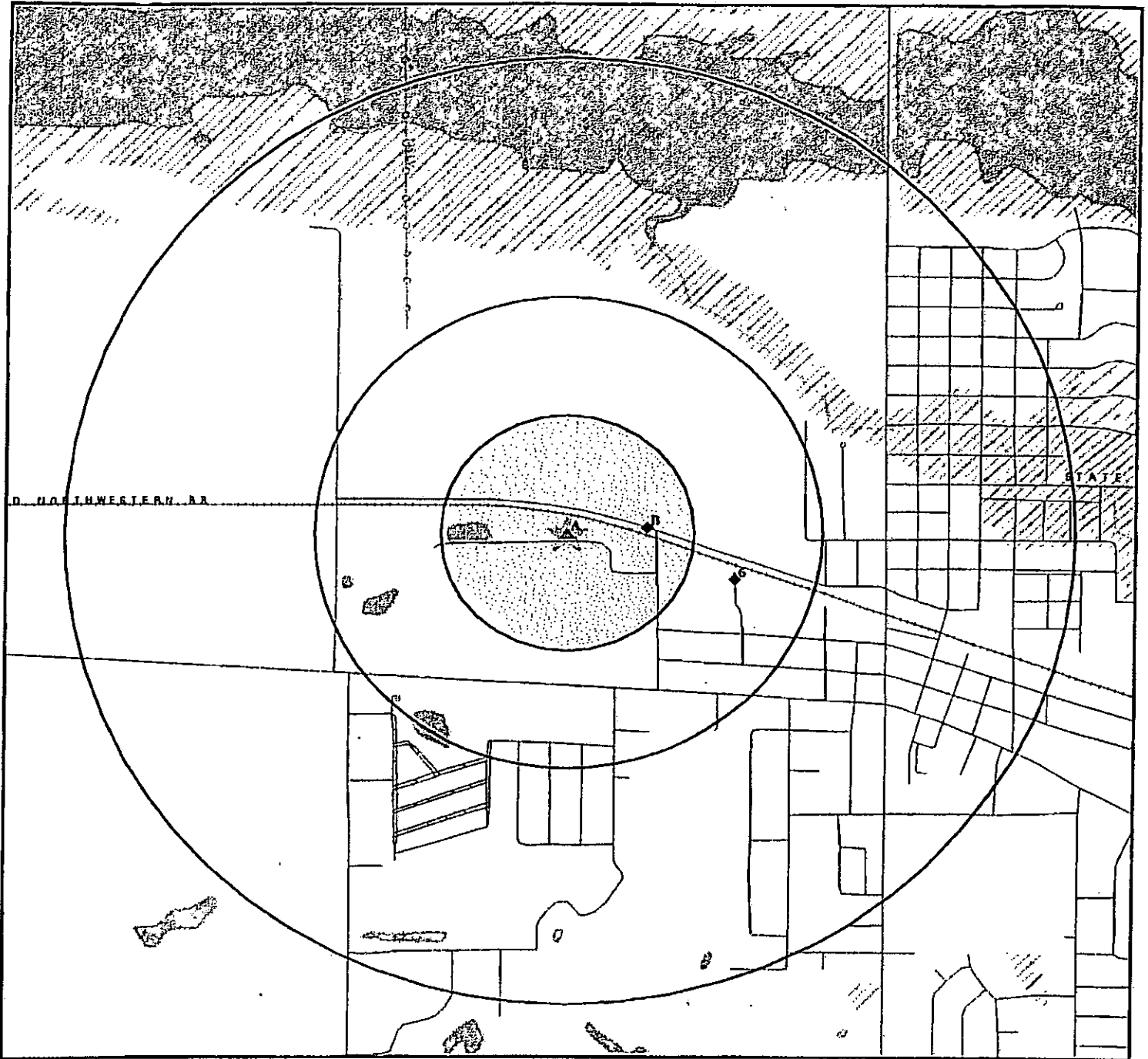
Site Name

FLEMINGS SERV STA
MARATHON CONVENIENCE STORE
HARMONY CORVETTE
MARENGO AUTO RADIATOR SVC
PAVELOC INDUSTRIES
PRAIRIE MATERIALS N S A

Database(s)

CERC-NFRAP
UST
RCRA-SQG
RCRA-SQG, FINDS
RCRA-SQG
FINDS

OVERVIEW MAP - 1587178.2s

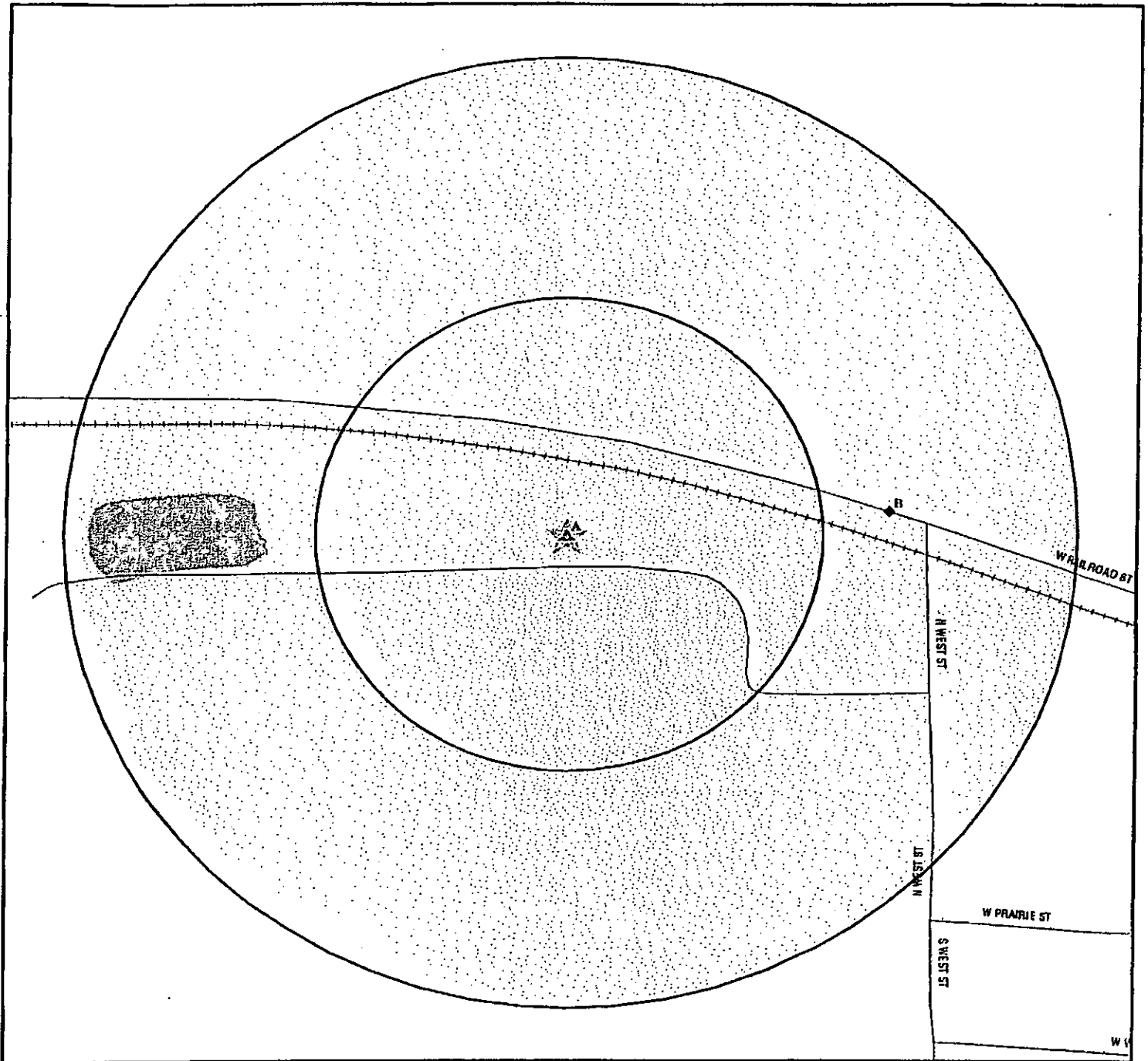


- ★ Target Property
- ▲ Sites at elevations higher than or equal to the target property
- ◆ Sites at elevations lower than the target property
- ▲ Manufactured Gas Plants
- National Priority List Sites
- Landfill Sites
- Dept. Defense Sites
- Indian Reservations BIA
- ⚡ Power transmission lines
- ⚡ Oil & Gas pipelines
- ▨ 100-year flood zone
- ▨ 500-year flood zone
- ▨ Federal Wellands

SITE NAME: 300 N. West Street
 ADDRESS: 300 N. West Street
 CITY/STATE: Marengo IL
 ZIP: 60152

CLIENT: Environmental Group Services
 CONTACT: Bill Lennon
 INQUIRY #: 1587178.2s
 DATE: January 06, 2006

DETAIL MAP - 1587178.2s



- ★ Target Property
- ▲ Sites at elevations higher than or equal to the target property
- ◆ Sites at elevations lower than the target property
- ▲ Manufactured Gas Plants
- ⊠ Sensitive Receptors
- ▨ National Priority List Sites
- ▩ Landfill Sites
- ▧ Dept. Defense Sites

- ▨ Indian Reservations BIA
- Oil & Gas pipelines
- ▨ 100-year flood zone
- ▨ 500-year flood zone
- ▨ Federal Wetlands

SITE NAME: 300 N. West Street
 ADDRESS: 300 N. West Street
 CITY/STATE: Marengo IL
 ZIP: 60152

CLIENT: Environmental Group Services
 CONTACT: Bill Lennon
 INQUIRY #: 1587178.2s
 DATE: January 06, 2006

R 002276

MAP FINDINGS SUMMARY

Database	Target Property	Search Distance (Miles)	< 1/8	1/8 - 1/4	1/4 - 1/2	1/2 - 1	> 1	Total Plotted
<u>FEDERAL RECORDS</u>								
NPL		1.000	0	0	0	0	NR	0
Proposed NPL		1.000	0	0	0	0	NR	0
Delisted NPL		1.000	0	0	0	0	NR	0
NPL Liens		TP	NR	NR	NR	NR	NR	0
CERCLIS		0.500	0	0	0	NR	NR	0
CERC-NFRAP	X	0.500	0	0	0	NR	NR	0
CORRACTS	X	1.000	0	0	0	0	NR	0
RCRA TSD		0.500	0	0	0	NR	NR	0
RCRA Lg. Quan. Gen.		0.250	0	0	NR	NR	NR	0
RCRA Sm. Quan. Gen.	X	0.250	0	0	NR	NR	NR	0
ERNS		TP	NR	NR	NR	NR	NR	0
HMIRS		TP	NR	NR	NR	NR	NR	0
US ENG CONTROLS		0.500	0	0	0	NR	NR	0
US INST CONTROL		0.500	0	0	0	NR	NR	0
DOD		1.000	0	0	0	0	NR	0
FUDS		1.000	0	0	0	0	NR	0
US BROWNFIELDS		0.500	0	0	0	NR	NR	0
CONSENT		1.000	0	0	0	0	NR	0
ROD		1.000	0	0	0	0	NR	0
UMTRA		0.500	0	0	0	NR	NR	0
ODI		0.500	0	0	0	NR	NR	0
TRIS	X	TP	NR	NR	NR	NR	NR	0
TSCA		TP	NR	NR	NR	NR	NR	0
FTTS		TP	NR	NR	NR	NR	NR	0
SSTS		TP	NR	NR	NR	NR	NR	0
PADS		TP	NR	NR	NR	NR	NR	0
MLTS		TP	NR	NR	NR	NR	NR	0
MINES		0.250	0	0	NR	NR	NR	0
FINDS	X	TP	NR	NR	NR	NR	NR	0
RAATS		TP	NR	NR	NR	NR	NR	0
<u>STATE AND LOCAL RECORDS</u>								
State Haz. Waste		1.000	0	0	0	0	NR	0
CAT		1.000	0	0	0	0	NR	0
State Landfill		0.500	0	0	0	NR	NR	0
IL NIPC		0.500	0	0	0	NR	NR	0
LUST		0.500	0	0	1	NR	NR	1
UST	X	0.250	0	1	NR	NR	NR	1
ENG CONTROLS		0.500	0	0	0	NR	NR	0
Inst Control		0.500	0	0	0	NR	NR	0
SRP		0.500	0	1	0	NR	NR	1
DRYCLEANERS		0.250	0	0	NR	NR	NR	0
IMPDMNT	X	0.500	0	0	0	NR	NR	0
BROWNFIELDS		0.500	0	0	0	NR	NR	0
<u>TRIBAL RECORDS</u>								
INDIAN RESERV		1.000	0	0	0	0	NR	0

MAP FINDINGS SUMMARY

<u>Database</u>	<u>Target Property</u>	<u>Search Distance (Miles)</u>	<u>< 1/8</u>	<u>1/8 - 1/4</u>	<u>1/4 - 1/2</u>	<u>1/2 - 1</u>	<u>> 1</u>	<u>Total Plotted</u>
<u>EDR PROPRIETARY RECORDS</u>								
Manufactured Gas Plants		1.000	0	0	0	0	NR	0

NOTES:

TP = Target Property

NR = Not Requested at this Search Distance

Sites may be listed in more than one database

MAP FINDINGS

Map ID
 Direction
 Distance
 Distance (ft.)
 Elevation Site

Database(s) EDR ID Number
 EPA ID Number

A1 ARNOLD ENGINEERING CO
 Target 300 W ST
 Property MARENGO, IL 60152

UST U001138883
 N/A

Site 1 of 3 in cluster A

Actual:
 820 ft.

UST:

Facility ID: 2013028
 Facility ID 2 : Not reported
 Status: Not reported
 Owner Name: Not reported
 Owner Address:
 Contact: Not reported
 Phone #: Not reported
 Tank Status: Abandoned in place
 Tank Last Used: Not reported
 Enforcement: Not reported
 Fee Owed: Not reported
 Tank Number: 1
 Tank Capacity: 1500
 Tank Age: 29
 Tank Red Tag: No
 Tank Substance: Not reported
 1998 green decal: Not reported
 Permit Number: Not reported
 Permit Expires: Not reported

Facility ID: 2013028
 Facility ID 2 : Not reported
 Status: Not reported
 Owner Name: Not reported
 Owner Address:
 Contact: Not reported
 Phone #: Not reported
 Tank Status: Abandoned in place
 Tank Last Used: Not reported
 Enforcement: Not reported
 Fee Owed: Not reported
 Tank Number: 2
 Tank Capacity: 1500
 Tank Age: 29
 Tank Red Tag: No
 Tank Substance: Not reported
 1998 green decal: Not reported
 Permit Number: Not reported
 Permit Expires: Not reported

Facility ID: 2013028
 Facility ID 2 : Not reported
 Status: Not reported
 Owner Name: Not reported
 Owner Address:
 Contact: Not reported
 Phone #: Not reported
 Tank Status: Abandoned in place
 Tank Last Used: Not reported
 Enforcement: Not reported
 Fee Owed: Not reported
 Tank Number: 3

Map ID
Direction
Distance
Distance (ft.)
Elevation Site

MAP FINDINGS

Database(s) EDR ID Number
EPA ID Number

ARNOLD ENGINEERING CO (Continued)

U001138883

Tank Capacity: 1500
Tank Age: 29
Tank Red Tag: No
Tank Substance: Not reported
1998 green decal: Not reported
Permit Number: Not reported
Permit Expires: Not reported

Facility ID: 2013028
Facility ID 2 : Not reported
Status: Not reported
Owner Name: Not reported
Owner Address:
Contact: Not reported
Phone #: Not reported
Tank Status: Abandoned in place
Tank Last Used: Not reported
Enforcement: Not reported
Fee Owed: Not reported
Tank Number: 4
Tank Capacity: 1500
Tank Age: 29
Tank Red Tag: No
Tank Substance: Not reported
1998 green decal: Not reported
Permit Number: Not reported
Permit Expires: Not reported

Facility ID: 2013028
Facility ID 2 : Not reported
Status: Not reported
Owner Name: Not reported
Owner Address:
Contact: Not reported
Phone #: Not reported
Tank Status: Abandoned in place
Tank Last Used: Not reported
Enforcement: Not reported
Fee Owed: Not reported
Tank Number: 5
Tank Capacity: 1500
Tank Age: 29
Tank Red Tag: No
Tank Substance: Not reported
1998 green decal: Not reported
Permit Number: Not reported
Permit Expires: Not reported

Facility ID: 2013028
Facility ID 2 : Not reported
Status: Not reported
Owner Name: Not reported
Owner Address:
Contact: Not reported
Phone #: Not reported
Tank Status: Abandoned in place
Tank Last Used: Not reported

Map ID
Direction
Distance
Distance (ft.)
Elevation Site

MAP FINDINGS

Database(s) EDR ID Number
EPA ID Number

ARNOLD ENGINEERING CO (Continued)

U001138883

Enforcement: Not reported
Fee Owed: Not reported
Tank Number: 6
Tank Capacity: 1500
Tank Age: 29
Tank Red Tag: No
Tank Substance: Not reported
1998 green decal: Not reported
Permit Number: Not reported
Permit Expires: Not reported

Facility ID: 2013028
Facility ID 2 : Not reported
Status: Not reported
Owner Name: Not reported
Owner Address:
Contact: Not reported
Phone #: Not reported
Tank Status: Removed
Tank Last Used: Not reported
Enforcement: Not reported
Fee Owed: Not reported
Tank Number: 7
Tank Capacity: 6000
Tank Age: 36
Tank Red Tag: No
Tank Substance: Hazardous Substance
1998 green decal: Not reported
Permit Number: Not reported
Permit Expires: Not reported

Facility ID: 2013028
Facility ID 2 : Not reported
Status: Not reported
Owner Name: Not reported
Owner Address:
Contact: Not reported
Phone #: Not reported
Tank Status: Removed
Tank Last Used: Not reported
Enforcement: Not reported
Fee Owed: Not reported
Tank Number: 8
Tank Capacity: 6000
Tank Age: 31
Tank Red Tag: No
Tank Substance: Hazardous Substance
1998 green decal: Not reported
Permit Number: Not reported
Permit Expires: Not reported

Facility ID: 2013028
Facility ID 2 : Not reported
Status: Not reported
Owner Name: Not reported
Owner Address:
Contact: Not reported

Map ID
Direction
Distance
Distance (ft.)
Elevation Site

MAP FINDINGS

Database(s) EDR ID Number
EPA ID Number

ARNOLD ENGINEERING CO (Continued)

U001138883

Phone #: Not reported
Tank Status: Removed
Tank Last Used: Not reported
Enforcement: Not reported
Fee Owed: Not reported
Tank Number: 9
Tank Capacity: 6000
Tank Age: 31
Tank Red Tag: No
Tank Substance: Hazardous Substance
1998 green decal: Not reported
Permit Number: Not reported
Permit Expires: Not reported

Facility ID: 2013028
Facility ID 2 : Not reported
Status: Not reported
Owner Name: Not reported
Owner Address:
Contact: Not reported
Phone #: Not reported
Tank Status: Removed
Tank Last Used: Not reported
Enforcement: Not reported
Fee Owed: Not reported
Tank Number: 10
Tank Capacity: 6000
Tank Age: 28
Tank Red Tag: No
Tank Substance: Hazardous Substance
1998 green decal: Not reported
Permit Number: Not reported
Permit Expires: Not reported

Facility ID: 2013028
Facility ID 2 : Not reported
Status: Not reported
Owner Name: Not reported
Owner Address:
Contact: Not reported
Phone #: Not reported
Tank Status: Removed
Tank Last Used: Not reported
Enforcement: Not reported
Fee Owed: Not reported
Tank Number: 11
Tank Capacity: 1500
Tank Age: 34
Tank Red Tag: No
Tank Substance: Kerosene
1998 green decal: Not reported
Permit Number: Not reported
Permit Expires: Not reported

Facility ID: 2013028
Facility ID 2 : Not reported
Status: Not reported

Map ID
 Direction
 Distance
 Distance (ft.)
 Elevation Site

MAP/FINDINGS

Database(s) EDR ID Number
 EPA ID Number

ARNOLD ENGINEERING CO (Continued)

U001138883

Owner Name: Not reported
 Owner Address:
 Contact: Not reported
 Phone #: Not reported
 Tank Status: Exempt from registration
 Tank Last Used: 3/1/1968 00:00:00
 Enforcement: Not reported
 Fee Owed: Not reported
 Tank Number: 12
 Tank Capacity: 1500
 Tank Age: 40
 Tank Red Tag: No
 Tank Substance: Gasoline
 1998 green decal: Not reported
 Permit Number: Not reported
 Permit Expires: Not reported

A2
 Target
 Property

ARNOLD ENGINEERING CO
300 NORTH WEST ST
MARENGO, IL 60152

RCRA-SQG 1000333558
FINDS 60152RNLN30
TRIS
CORRACTS
CERC-NFRAP

Actual:
 820 ft.

Site 2 of 3 in cluster A

CERCLIS-NFRAP Classification Data:

Federal Facility: Not a Federal Facility
 Non NPL Code: DR
 NPL Status: Not on the NPL

CERCLIS-NFRAP Assessment History:

Assessment: DISCOVERY	Completed: 12/10/1992
Assessment: PRELIMINARY ASSESSMENT	Completed: 03/18/1993
Assessment: ARCHIVE SITE	Completed: 12/01/1995

CORRACTS Data:

EPA Id: ILD005163803
 Region: 05
 Area Name: ENTIRE FACILITY
 Actual Date: 03/25/1993
 Corrective Action: CA225IN - Stabilization Measures Evaluation, This facility is not , amenable to stabilizatlon activity because of, a lack of technical data. An evaluation has been completed, but further data is necessary to determine stabilization measures, feasibility or appropriateness. This status should be changed when data becomes available

2002 NAICS Title: All Other Miscellaneous Fabricated Metal Product Manufacturing
 Rolled Steel Shape Manufacturing
 Iron Foundries
 Powder Metallurgy Part Manufacturing

EPA Id: ILD005163803
 Region: 05
 Area Name: ENTIRE FACILITY
 Actual Date: 03/31/1993
 Corrective Action: CA075ME - CA Prioritization, Facility or area was assigned a medium corrective action priority

2002 NAICS Title: All Other Miscellaneous Fabricated Metal Product Manufacturing
 Rolled Steel Shape Manufacturing
 Iron Foundries
 Powder Metallurgy Part Manufacturing

Map ID
Direction
Distance
Distance (ft.)
Elevation Site

MAP FINDINGS

Database(s) EDR ID Number
EPA ID Number

ARNOLD ENGINEERING CO (Continued)

1000333558

RCRAInfo Corrective Action Summary:

Event: CA Prioritization, Facility or area was assigned a medium corrective action priority.
Event Date: 03/31/1993
Event: Stabilization Measures Evaluation, This facility is not amenable to stabilization activity because of a lack of technical data. An evaluation has been completed, but further data is necessary to determine stabilization measures, feasibility or appropriateness. This status should be changed when data becomes available.
Event Date: 03/25/1993

RCRAInfo:

Owner: ARNOLD ENGINEERING CO
(815) 568-2000
EPA ID: ILD005163803
Contact: RONALD THOMAS
(815) 568-2000

Classification: Small Quantity Generator
TSDF Activities: Not reported

Violation Status: Violations exist

Regulation Violated: Not reported
Area of Violation: GENERATOR-ALL REQUIREMENTS (OVERSIGHT)
Date Violation Determined: 04/03/1985
Actual Date Achieved Compliance: 06/27/1985
Enforcement Action: WRITTEN INFORMAL
Enforcement Action Date: 04/12/1985
Penalty Type: Not reported

There are 1 violation record(s) reported at this site:

Evaluation Area of Violation Date of Compliance
Financial Record Review GENERATOR-ALL REQUIREMENTS (OVERSIGHT) 19850627

FINDS:

Other Pertinent Environmental Activity Identified at Site:
AEROMETRIC INFORMATION RETRIEVAL SYSTEM/AIRS FACILITY SYSTEM
NATIONAL EMISSIONS INVENTORY
PERMIT COMPLIANCE SYSTEM
RESOURCE CONSERVATION AND RECOVERY ACT INFORMATION SYSTEM
TOXIC CHEMICAL RELEASE INVENTORY SYSTEM

A3 ARNOLD ENGINEERING COMPANY
Target Property , IL

IMPDMNT S105251048
N/A

Site 3 of 3 in cluster A

Actual:
820 ft.

SIA:
County FIPS Code: 111
FIPS Place Code (City/Town): 46788
Type of Impoundment Facility: INDUSTRIAL
of impoundments at Site: 006
IEPA ID: 0
NPDES Permit #: Not reported
SIC Code: 347

Map ID
 Direction
 Distance
 Distance (ft.)
 Elevation Site

MAP FINDINGS

Database(s) EDR ID Number
 EPA ID Number

ARNOLD ENGINEERING COMPANY (Continued)

S105251048

Lat/Lon: 421514 / 0883714
 Date Facility Id'd & Inventoried: 41879
 Land owner street address: 600 WEST PRAIRIE STREET
 MARENGO, IL 60152
 Operator of impoundment: Not reported
 Operator address: Not reported
 0
 Dun & Bradstreet # Identifying Facility Type : 980397244
 Dun & Bradst # identifying operator's type of business: Not reported
 Unique Record # assigned by S. Schock : P4753
 State Abbreviation: IL
 County FIPS Code: 111
 Place Code: 46786
 Type of Impoundment Facility 2: INDUSTRIAL
 SIA Number: 00053
 Unique impoundment Number : 005
 Purpose For Impoundment: TREATMENT
 Explanation For Above: SETTLING
 Age of Impoundment in Years: 14
 Impoundment Currently In Use : Yes
 # of years in Operation if In Use: 14
 Last Year of Operation if Not in Use: 0000
 Surface Area of impoundment (acres): 000069
 Surface Area of all impoundments (acres): 0000186
 Average Influent (Gal/day) Into Impoundment: 001500000
 Year of Record for above (influent) average: 1974
 Average Effluent (gal/day) out of impoundment: 000000000
 Year of record for above (effluent) average: 0000
 Avg Influent For All Impoundments at Facility: 001550000
 Year of record for above average: 1977
 Avg Effluent for all impoundments at facility: 000000000
 Year of Record for above Average: 0000
 Bottom of Liner: CONCRETE
 If Liner Type ?? Above, Thickness (inches): 000
 Description of Liner Type If ?? Above: Not reported
 If Agricultural Impoundment, Type of Livestock: Not reported
 If Agricultural Impoundment, Average Daily # Livestock: 000000
 Number of Monitoring Wells: 01
 Frequency Of Groundwater Samplings: semi-annually
 Seepage Affected Drnk Water Wells Within 1 Mile: YES
 Explanation Of GW Sampling if Other: Not reported
 GW Quality Changes Detected: YES
 Dun & Bradst # Identifying Facility Type 2: 980397244
 Dun & Bradst # Identifying Operator Business 2: Not reported
 SIC Code 2: 347
 Site Features: DL

B4
 East
 1/8-1/4
 835 ft.

STADE GRAIN CO
 21602 RAILROAD ST
 MARENGO, IL 60152

UST 1000608456
 N/A

Relative:
 Lower

Site 1 of 2 in cluster B

Actual:
 817 ft.

UST:
 Facility ID: 2022473
 Facility ID 2 : Not reported
 Status: Not reported
 Owner Name: Not reported
 Owner Address:

Map ID
 Direction
 Distance
 Distance (ft.)
 Elevation Site

MAP FINDINGS

Database(s) EDR ID Number
 EPA ID Number

STADE GRAIN CO (Continued)

1000608456

Contact: Not reported
 Phone #: Not reported
 Tank Status: Currently in use
 Tank Last Used: Not reported
 Enforcement: Not reported
 Fee Owed: Not reported
 Tank Number: 1
 Tank Capacity: 8000
 Tank Age: 28
 Tank Red Tag: No
 Tank Substance: Diesel
 1998 green decal: Not reported
 Permit Number: Not reported
 Permit Expires: Not reported

Facility ID: 2022473
 Facility ID 2 : Not reported
 Status: Not reported
 Owner Name: Not reported
 Owner Address:
 Contact: Not reported
 Phone #: Not reported
 Tank Status: Removed
 Tank Last Used: Not reported
 Enforcement: Not reported
 Fee Owed: Not reported
 Tank Number: 2
 Tank Capacity: 500
 Tank Age: 24
 Tank Red Tag: No
 Tank Substance: Gasoline
 1998 green decal: Not reported
 Permit Number: Not reported
 Permit Expires: Not reported

B5
 East
 1/8-1/4
 842 ft.

**STADE PROPERTY
 21600 WEST RAILROAD STREET
 MARENGO, IL 60152**

SRP S106878800
 N/A

Relative:
 Lower Site 2 of 2 in cluster B

SRP:
 IL EPA Id : 1110655062
 US EPA Id : Not reported
 Sec. 4 Letter Date : Not reported
 Remediation Applicant Co : First Midwest Trust Company Trust # 3338
 Remediation Applicant Title : Mr.
 Contact First Name: James
 Contact Last Name : Stade
 Contact Address: 170 North Illinois Route 31
 Crystal Lake, IL, 60014
 8153562110
 Contact Phone :
 Date Enrolled : 2005-04-08 00:00:00
 Consultant Company : Patrick ngineering, Inc.
 Point Of Contact : Richard M. Frendt, P.E.
 Consultant Address: 4985 Varsity Drive
 Lisle, IL, 60532
 Consultant Phone : (630) 795-7464
 Proj Mgr Assigned : Cummings

Actual:
 817 ft.

Map ID
Direction
Distance
Distance (ft.)
Elevation

MAP FINDINGS

STADE PROPERTY (Continued)

No Further Remediation Letter Dt : Not reported
NFR Recorded : Not reported
Active : True
Total Acres : 31.00000
Lat/Long : 42.26415 / -88.61787

Database(s)
EDR ID Number
EPA ID Number

S106878800

6
ESE
1/4-1/2
1817 ft.

**FLOIT SAND & GRAVEL CO.
827 NORTH SPONADLE
MARENGO, IL 60152**

LUST S104004209
N/A

Relative:
Lower

LUST:

Actual:
817 ft.

Incident Num : 910157
IL EPA Id : 1110655024
IEMA Date : 1991-01-17 00:00:00
PRP Name : Triad Sales & Service Inc.
PRP Contact : Lonnie Edwards
PRP Address : P.O. Box 2533
Ardmore, IL 73042
PRP Phone : Not reported
Non LUST Determination Letter : Not reported
NFA/NFR Letter : Not reported
Site Classification : Not reported
Project Manager : NOT ASSIGNED
Project Manager Phone: Not reported
Email : Not reported
Section 57.59(g) : 731
Section 57.59(g) Letter : Not reported
Product - Gasoline: False
Product - Unleaded Gas: False
Product - Deisel: True
Product - Fuel Oil: False
Product - Jet Fuel: False
Product - Used Oil: False
Product - Non Petro: False
Product - Other Petro: False
20 Report Received : Not reported
45 Report Received : Not reported
NFR Date Recorded : Not reported

MAP FINDINGS

Map ID Direction Distance Distance (ft.) Elevation	Site		Database(s)	EDR ID Number EPA ID Number
--	------	--	-------------	--------------------------------

(Continued)

S106878800

No Further Remediation Letter Dt :	Not reported
NFR Recorded :	Not reported
Active :	True
Total Acres :	31.00000
Lat/Long :	42.26415 / -88.61787

6 ESE 1/4-1/2 1817 ft.	FLOIT SAND & GRAVEL CO. 827 NORTH SPONADLE MARENGO, IL 60152	LUST	S104004209 N/A
---------------------------------	--	------	-------------------

Relative: Lower	LUST:	
Actual: 817 ft.		
	Incident Num :	910157
	IL EPA Id :	1110655024
	IEMA Date :	1991-01-17 00:00:00
	PRP Name :	Triad Sales & Service Inc.
	PRP Contact :	Lonnie Edwards
	PRP Address :	P.O. Box 2533 Ardmore, IL 73042
	PRP Phone :	Not reported
	Non LUST Determination Letter :	Not reported
	NFA/NFR Letter :	Not reported
	Site Classification :	Not reported
	Project Manager :	NOT ASSIGNED
	Project Manager Phone:	Not reported
	Email :	Not reported
	Section 57.59(g) :	731
	Section 57.59(g) Letter :	Not reported
	Product - Gasoline:	False
	Product - Unleaded Gas:	False
	Product - Deisel:	True
	Product - Fuel Oil:	False
	Product - Jet Fuel:	False
	Product - Used Oil:	False
	Product - Non Petro:	False
	Product - Other Petro:	False
	20 Report Received :	Not reported
	45 Report Received :	Not reported
	NFR Date Recorded :	Not reported

ORPHAN SUMMARY

City	EDR ID	Site Name	Site Address	Zip	Databaset(s)
MARENGO	1003870440	FLEMINGS SERV STA	RTE 20 1/2MI E OF MARENGO	60152	CERC-NFRAP
MARENGO	U003763107	MARATHON CONVENIENCE STORE	NW CORNER IL RT 23 AND RT 176	60152	UST
MARENGO	1007118796	HARMONY CORVETTE	844 GRANT HWY UNIT B	60152	RCRA-SQG
MARENGO	1004481763	PRAIRIE MATERIALS N S A	8903 S ROUTE 23	60152	FINDS
MARENGO	1001218988	MARENGO AUTO RADIATOR SVC	3907 N RTE 23	60152	RCRA-SQG, FINDS
MARENGO	1006930415	PAVELOC INDUSTRIES	8302 S RTE 23	60152	RCRA-SQG

GOVERNMENT RECORDS SEARCHED / DATA CURRENCY TRACKING

To maintain currency of the following federal and state databases, EDR contacts the appropriate governmental agency on a monthly or quarterly basis, as required.

Number of Days to Update: Provides confirmation that EDR is reporting records that have been updated within 90 days from the date the government agency made the information available to the public.

FEDERAL RECORDS

NPL: National Priority List

National Priorities List (Superfund). The NPL is a subset of CERCLIS and identifies over 1,200 sites for priority cleanup under the Superfund Program. NPL sites may encompass relatively large areas. As such, EDR provides polygon coverage for over 1,000 NPL site boundaries produced by EPA's Environmental Photographic Interpretation Center (EPIC) and regional EPA offices.

Date of Government Version: 10/14/05	Source: EPA
Date Data Arrived at EDR: 11/02/05	Telephone: N/A
Date Made Active in Reports: 12/07/05	Last EDR Contact: 11/02/05
Number of Days to Update: 35	Next Scheduled EDR Contact: 01/30/08
	Data Release Frequency: Quarterly

NPL Site Boundaries

Sources:

EPA's Environmental Photographic Interpretation Center (EPIC)
Telephone: 202-564-7333

EPA Region 1
Telephone 617-918-1143

EPA Region 6
Telephone: 214-655-6659

EPA Region 3
Telephone 215-814-5418

EPA Region 8
Telephone: 303-312-6774

EPA Region 4
Telephone 404-562-8033

Proposed NPL: Proposed National Priority List Sites

Date of Government Version: 10/14/05	Source: EPA
Date Data Arrived at EDR: 11/02/05	Telephone: N/A
Date Made Active in Reports: 12/07/05	Last EDR Contact: 11/02/05
Number of Days to Update: 35	Next Scheduled EDR Contact: 01/30/06
	Data Release Frequency: Quarterly

DELISTED NPL: National Priority List Deletions

The National Oil and Hazardous Substances Pollution Contingency Plan (NCP) establishes the criteria that the EPA uses to delete sites from the NPL. In accordance with 40 CFR 300.425.(e), sites may be deleted from the NPL where no further response is appropriate.

Date of Government Version: 10/14/05	Source: EPA
Date Data Arrived at EDR: 11/02/05	Telephone: N/A
Date Made Active in Reports: 12/07/05	Last EDR Contact: 11/02/05
Number of Days to Update: 35	Next Scheduled EDR Contact: 01/30/06
	Data Release Frequency: Quarterly

NPL LIENS: Federal Superfund Liens

Federal Superfund Liens. Under the authority granted the USEPA by the Comprehensive Environmental Response, Compensation and Liability Act (CERCLA) of 1980, the USEPA has the authority to file liens against real property in order to recover remedial action expenditures or when the property owner receives notification of potential liability. USEPA compiles a listing of filed notices of Superfund Liens.

GOVERNMENT RECORDS SEARCHED / DATA CURRENCY TRACKING

Date of Government Version: 10/15/91
Date Data Arrived at EDR: 02/02/94
Date Made Active in Reports: 03/30/94
Number of Days to Update: 56

Source: EPA
Telephone: 202-564-4267
Last EDR Contact: 08/22/05
Next Scheduled EDR Contact: 11/21/05
Data Release Frequency: No Update Planned

CERCLIS: Comprehensive Environmental Response, Compensation, and Liability Information System

CERCLIS contains data on potentially hazardous waste sites that have been reported to the USEPA by states, municipalities, private companies and private persons, pursuant to Section 103 of the Comprehensive Environmental Response, Compensation, and Liability Act (CERCLA). CERCLIS contains sites which are either proposed to or on the National Priorities List (NPL) and sites which are in the screening and assessment phase for possible inclusion on the NPL.

Date of Government Version: 09/19/05
Date Data Arrived at EDR: 10/21/05
Date Made Active in Reports: 10/27/05
Number of Days to Update: 6

Source: EPA
Telephone: 703-413-0223
Last EDR Contact: 10/21/05
Next Scheduled EDR Contact: 12/19/05
Data Release Frequency: Quarterly

CERCLIS-NFRAP: CERCLIS No Further Remedial Action Planned

As of February 1995, CERCLIS sites designated "No Further Remedial Action Planned" (NFRAP) have been removed from CERCLIS. NFRAP sites may be sites where, following an initial investigation, no contamination was found, contamination was removed quickly without the need for the site to be placed on the NPL, or the contamination was not serious enough to require Federal Superfund action or NPL consideration. EPA has removed approximately 25,000 NFRAP sites to lift the unintended barriers to the redevelopment of these properties and has archived them as historical records so EPA does not needlessly repeat the investigations in the future. This policy change is part of the EPA's Brownfields Redevelopment Program to help cities, states, private investors and affected citizens to promote economic redevelopment of unproductive urban sites.

Date of Government Version: 08/22/05
Date Data Arrived at EDR: 09/20/05
Date Made Active in Reports: 10/27/05
Number of Days to Update: 37

Source: EPA
Telephone: 703-413-0223
Last EDR Contact: 09/20/05
Next Scheduled EDR Contact: 12/19/05
Data Release Frequency: Quarterly

CORRACTS: Corrective Action Report

CORRACTS identifies hazardous waste handlers with RCRA corrective action activity.

Date of Government Version: 10/13/05
Date Data Arrived at EDR: 10/27/05
Date Made Active in Reports: 12/07/05
Number of Days to Update: 41

Source: EPA
Telephone: 800-424-9346
Last EDR Contact: 09/06/05
Next Scheduled EDR Contact: 01/16/06
Data Release Frequency: Quarterly

RCRA: Resource Conservation and Recovery Act Information

GOVERNMENT RECORDS SEARCHED / DATA CURRENCY TRACKING

RCRAInfo is EPA's comprehensive information system, providing access to data supporting the Resource Conservation and Recovery Act (RCRA) of 1976 and the Hazardous and Solid Waste Amendments (HSWA) of 1984. RCRAInfo replaces the data recording and reporting abilities of the Resource Conservation and Recovery Information System (RCRIS). The database includes selective information on sites which generate, transport, store, treat and/or dispose of hazardous waste as defined by the Resource Conservation and Recovery Act (RCRA). Conditionally exempt small quantity generators (CESQGs) generate less than 100 kg of hazardous waste, or less than 1 kg of acutely hazardous waste per month. Small quantity generators (SQGs) generate between 100 kg and 1,000 kg of hazardous waste per month. Large quantity generators (LQGs) generate over 1,000 kilograms (kg) of hazardous waste, or over 1 kg of acutely hazardous waste per month. Transporters are individuals or entities that move hazardous waste from the generator off-site to a facility that can recycle, treat, store, or dispose of the waste. TSDFs treat, store, or dispose of the waste.

Date of Government Version: 10/14/05
Date Data Arrived at EDR: 10/27/05
Date Made Active in Reports: 12/07/05
Number of Days to Update: 41

Source: EPA
Telephone: 800-424-9346
Last EDR Contact: 10/27/05
Next Scheduled EDR Contact: 12/26/05
Data Release Frequency: Quarterly

ERNS: Emergency Response Notification System

Emergency Response Notification System. ERNS records and stores information on reported releases of oil and hazardous substances.

Date of Government Version: 12/31/04
Date Data Arrived at EDR: 01/27/05
Date Made Active in Reports: 03/24/05
Number of Days to Update: 56

Source: National Response Center, United States Coast Guard
Telephone: 202-260-2342
Last EDR Contact: 01/27/05
Next Scheduled EDR Contact: 10/24/05
Data Release Frequency: Annually

HMIRS: Hazardous Materials Information Reporting System

Hazardous Materials Incident Report System. HMIRS contains hazardous material spill incidents reported to DOT.

Date of Government Version: 08/17/05
Date Data Arrived at EDR: 10/18/05
Date Made Active in Reports: 12/07/05
Number of Days to Update: 50

Source: U.S. Department of Transportation
Telephone: 202-366-4555
Last EDR Contact: 10/18/05
Next Scheduled EDR Contact: 01/16/06
Data Release Frequency: Annually

US ENG CONTROLS: Engineering Controls Sites List

A listing of sites with engineering controls in place. Engineering controls include various forms of caps, building foundations, liners, and treatment methods to create pathway elimination for regulated substances to enter environmental media or effect human health.

Date of Government Version: 08/02/05
Date Data Arrived at EDR: 08/12/05
Date Made Active in Reports: 10/06/05
Number of Days to Update: 55

Source: Environmental Protection Agency
Telephone: 703-603-8867
Last EDR Contact: 07/05/05
Next Scheduled EDR Contact: 01/02/06
Data Release Frequency: Varies

US INST CONTROL: Sites with Institutional Controls

A listing of sites with institutional controls in place. Institutional controls include administrative measures, such as groundwater use restrictions, construction restrictions, property use restrictions, and post remediation care requirements intended to prevent exposure to contaminants remaining on site. Deed restrictions are generally required as part of the institutional controls.

Date of Government Version: 01/10/05
Date Data Arrived at EDR: 02/11/05
Date Made Active in Reports: 04/06/05
Number of Days to Update: 54

Source: Environmental Protection Agency
Telephone: 703-603-8867
Last EDR Contact: 01/03/05
Next Scheduled EDR Contact: 10/03/05
Data Release Frequency: Varies

GOVERNMENT RECORDS SEARCHED / DATA CURRENCY TRACKING

DOD: Department of Defense Sites

This data set consists of federally owned or administered lands, administered by the Department of Defense, that have any area equal to or greater than 640 acres of the United States, Puerto Rico, and the U.S. Virgin Islands.

Date of Government Version: 10/01/03
Date Data Arrived at EDR: 11/12/03
Date Made Active in Reports: 11/21/03
Number of Days to Update: 9

Source: USGS
Telephone: 703-692-8801
Last EDR Contact: 08/09/05
Next Scheduled EDR Contact: 11/07/05
Data Release Frequency: Semi-Annually

FUDS: Formerly Used Defense Sites

The listing includes locations of Formerly Used Defense Sites properties where the US Army Corps of Engineers is actively working or will take necessary cleanup actions.

Date of Government Version: 12/31/04
Date Data Arrived at EDR: 06/29/05
Date Made Active in Reports: 08/08/05
Number of Days to Update: 40

Source: U.S. Army Corps of Engineers
Telephone: 202-528-4285
Last EDR Contact: 06/29/05
Next Scheduled EDR Contact: 10/03/05
Data Release Frequency: Varies

US BROWNFIELDS: A Listing of Brownfields Sites

Included in the listing are brownfields properties addresses by Cooperative Agreement Recipients and brownfields properties addressed by Targeted Brownfields Assessments. Targeted Brownfields Assessments-EPA's Targeted Brownfields Assessments (TBA) program is designed to help states, tribes, and municipalities--especially those without EPA Brownfields Assessment Demonstration Pilots--minimize the uncertainties of contamination often associated with brownfields. Under the TBA program, EPA provides funding and/or technical assistance for environmental assessments at brownfields sites throughout the country. Targeted Brownfields Assessments supplement and work with other efforts under EPA's Brownfields Initiative to promote cleanup and redevelopment of brownfields. Cooperative Agreement Recipients-States, political subdivisions, territories, and Indian tribes become Brownfields Cleanup Revolving Loan Fund (BCRLF) cooperative agreement recipients when they enter into BCRLF cooperative agreements with the U.S. EPA. EPA selects BCRLF cooperative agreement recipients based on a proposal and application process. BCRLF cooperative agreement recipients must use EPA funds provided through BCRLF cooperative agreement for specified brownfields-related cleanup activities.

Date of Government Version: 08/18/05
Date Data Arrived at EDR: 08/18/05
Date Made Active in Reports: 10/06/05
Number of Days to Update: 49

Source: Environmental Protection Agency
Telephone: 202-566-2777
Last EDR Contact: 08/11/05
Next Scheduled EDR Contact: 12/12/05
Data Release Frequency: Semi-Annually

CONSENT: Superfund (CERCLA) Consent Decrees

Major legal settlements that establish responsibility and standards for cleanup at NPL (Superfund) sites. Released periodically by United States District Courts after settlement by parties to litigation matters.

Date of Government Version: 12/14/04
Date Data Arrived at EDR: 02/15/05
Date Made Active in Reports: 04/25/05
Number of Days to Update: 69

Source: Department of Justice, Consent Decree Library
Telephone: Varies
Last EDR Contact: 01/27/05
Next Scheduled EDR Contact: 10/24/05
Data Release Frequency: Varies

ROD: Records Of Decision

Record of Decision. ROD documents mandate a permanent remedy at an NPL (Superfund) site containing technical and health information to aid in the cleanup.

Date of Government Version: 10/07/05
Date Data Arrived at EDR: 10/20/05
Date Made Active in Reports: 12/07/05
Number of Days to Update: 48

Source: EPA
Telephone: 703-416-0223
Last EDR Contact: 10/06/05
Next Scheduled EDR Contact: 01/02/06
Data Release Frequency: Annually

GOVERNMENT RECORDS SEARCHED / DATA CURRENCY TRACKING

UMTRA: Uranium Mill Tailings Sites

Uranium ore was mined by private companies for federal government use in national defense programs. When the mills shut down, large piles of the sand-like material (mill tailings) remain after uranium has been extracted from the ore. Levels of human exposure to radioactive materials from the piles are low; however, in some cases tailings were used as construction materials before the potential health hazards of the tailings were recognized. In 1978, 24 inactive uranium mill tailings sites in Oregon, Idaho, Wyoming, Utah, Colorado, New Mexico, Texas, North Dakota, South Dakota, Pennsylvania, and on Navajo and Hopi Tribal lands, were targeted for cleanup by the Department of Energy.

Date of Government Version: 12/29/04
Date Data Arrived at EDR: 01/07/05
Date Made Active in Reports: 03/14/05
Number of Days to Update: 66

Source: Department of Energy
Telephone: 505-845-0011
Last EDR Contact: 12/21/04
Next Scheduled EDR Contact: 12/19/05
Data Release Frequency: Varfios

ODI: Open Dump Inventory

An open dump is defined as a disposal facility that does not comply with one or more of the Part 257 or Part 258 Subtitle D Criteria.

Date of Government Version: 06/30/85
Date Data Arrived at EDR: 08/09/04
Date Made Active in Reports: 09/17/04
Number of Days to Update: 39

Source: Environmental Protection Agency
Telephone: 800-424-9346
Last EDR Contact: 05/23/95
Next Scheduled EDR Contact: N/A
Data Release Frequency: No Update Planned

TRIS: Toxic Chemical Release Inventory System

Toxic Release Inventory System. TRIS identifies facilities which release toxic chemicals to the air, water and land in reportable quantities under SARA Title III Section 313.

Date of Government Version: 12/31/03
Date Data Arrived at EDR: 07/13/05
Date Made Active in Reports: 08/17/05
Number of Days to Update: 35

Source: EPA
Telephone: 202-566-0250
Last EDR Contact: 07/13/05
Next Scheduled EDR Contact: 12/19/05
Data Release Frequency: Annually

TSCA: Toxic Substances Control Act

Toxic Substances Control Act. TSCA identifies manufacturers and importers of chemical substances included on the TSCA Chemical Substance Inventory list. It includes data on the production volume of these substances by plant site.

Date of Government Version: 12/31/02
Date Data Arrived at EDR: 04/27/04
Date Made Active in Reports: 05/21/04
Number of Days to Update: 24

Source: EPA
Telephone: 202-260-5521
Last EDR Contact: 07/18/05
Next Scheduled EDR Contact: 10/17/05
Data Release Frequency: Every 4 Years

FTTS: FIFRA/ TSCA Tracking System - FIFRA (Federal Insecticide, Fungicide, & Rodenticide Act)/TSCA (Toxic Substances Control Act)

FTTS tracks administrative cases and pesticide enforcement actions and compliance activities related to FIFRA, TSCA and EPCRA (Emergency Planning and Community Right-to-Know Act). To maintain currency, EDR contacts the Agency on a quarterly basis.

Date of Government Version: 10/12/05
Date Data Arrived at EDR: 10/31/05
Date Made Active in Reports: 12/20/05
Number of Days to Update: 50

Source: EPA/Office of Prevention, Pesticides and Toxic Substances
Telephone: 202-566-1667
Last EDR Contact: 09/19/05
Next Scheduled EDR Contact: 12/19/05
Data Release Frequency: Quarterly

FTTS INSP: FIFRA/ TSCA Tracking System - FIFRA (Federal Insecticide, Fungicide, & Rodenticide Act)/TSCA (Toxic Substances Control Act)

GOVERNMENT RECORDS SEARCHED / DATA CURRENCY TRACKING

Date of Government Version: 10/12/05
Date Data Arrived at EDR: 10/31/05
Date Made Active in Reports: 12/20/05
Number of Days to Update: 50

Source: EPA
Telephone: 202-566-1667
Last EDR Contact: 09/19/05
Next Scheduled EDR Contact: 12/19/05
Data Release Frequency: Quarterly

SSTS: Section 7 Tracking Systems

Section 7 of the Federal Insecticide, Fungicide and Rodenticide Act, as amended (92 Stat. 829) requires all registered pesticide-producing establishments to submit a report to the Environmental Protection Agency by March 1st each year. Each establishment must report the types and amounts of pesticides, active ingredients and devices being produced, and those having been produced and sold or distributed in the past year.

Date of Government Version: 12/31/03
Date Data Arrived at EDR: 01/03/05
Date Made Active in Reports: 01/25/05
Number of Days to Update: 22

Source: EPA
Telephone: 202-564-4203
Last EDR Contact: 11/29/04
Next Scheduled EDR Contact: 10/17/05
Data Release Frequency: Annually

PADS: PCB Activity Database System

PCB Activity Database. PADS identifies generators, transporters, commercial storers and/or brokers and disposers of PCB's who are required to notify the EPA of such activities.

Date of Government Version: 08/30/05
Date Data Arrived at EDR: 09/13/05
Date Made Active in Reports: 10/27/05
Number of Days to Update: 44

Source: EPA
Telephone: 202-566-0500
Last EDR Contact: 09/13/05
Next Scheduled EDR Contact: 11/07/05
Data Release Frequency: Annually

MLTS: Material Licensing Tracking System

MLTS is maintained by the Nuclear Regulatory Commission and contains a list of approximately 8,100 sites which possess or use radioactive materials and which are subject to NRC licensing requirements. To maintain currency, EDR contacts the Agency on a quarterly basis.

Date of Government Version: 10/18/05
Date Data Arrived at EDR: 10/31/05
Date Made Active in Reports: 12/20/05
Number of Days to Update: 50

Source: Nuclear Regulatory Commission
Telephone: 301-415-7169
Last EDR Contact: 10/03/05
Next Scheduled EDR Contact: 01/02/08
Data Release Frequency: Quarterly

MINES: Mines Master Index File

Contains all mine identification numbers issued for mines active or opened since 1971. The data also includes violation information.

Date of Government Version: 08/12/05
Date Data Arrived at EDR: 09/27/05
Date Made Active in Reports: 11/14/05
Number of Days to Update: 48

Source: Department of Labor, Mine Safety and Health Administration
Telephone: 303-231-5959
Last EDR Contact: 09/27/05
Next Scheduled EDR Contact: 12/26/05
Data Release Frequency: Semi-Annually

FINDS: Facility Index System/Facility Registry System

Facility Index System. FINDS contains both facility information and 'pointers' to other sources that contain more detail. EDR includes the following FINDS databases in this report: PCS (Permit Compliance System), AIRS (Aerometric Information Retrieval System), DOCKET (Enforcement Docket used to manage and track information on civil judicial enforcement cases for all environmental statutes), FURS (Federal Underground Injection Control), C-DOCKET (Criminal Docket System used to track criminal enforcement actions for all environmental statutes), FFIS (Federal Facilities Information System), STATE (State Environmental Laws and Statutes), and PADS (PCB Activity Data System).

Date of Government Version: 09/29/05
Date Data Arrived at EDR: 10/04/05
Date Made Active in Reports: 11/14/05
Number of Days to Update: 41

Source: EPA
Telephone: N/A
Last EDR Contact: 08/29/05
Next Scheduled EDR Contact: 01/02/06
Data Release Frequency: Quarterly

GOVERNMENT RECORDS SEARCHED / DATA CURRENCY TRACKING

RAATS: RCRA Administrative Action Tracking System

RCRA Administration Action Tracking System. RAATS contains records based on enforcement actions issued under RCRA pertaining to major violators and includes administrative and civil actions brought by the EPA. For administration actions after September 30, 1995, data entry in the RAATS database was discontinued. EPA will retain a copy of the database for historical records. It was necessary to terminate RAATS because a decrease in agency resources made it impossible to continue to update the information contained in the database.

Date of Government Version: 04/17/95	Source: EPA
Date Data Arrived at EDR: 07/03/95	Telephone: 202-564-4104
Date Made Active in Reports: 08/07/95	Last EDR Contact: 09/06/05
Number of Days to Update: 35	Next Scheduled EDR Contact: 12/05/05
	Data Release Frequency: No Update Planned

BRS: Biennial Reporting System

The Biennial Reporting System is a national system administered by the EPA that collects data on the generation and management of hazardous waste. BRS captures detailed data from two groups: Large Quantity Generators (LQG) and Treatment, Storage, and Disposal Facilities.

Date of Government Version: 12/31/03	Source: EPA/NTIS
Date Data Arrived at EDR: 06/17/05	Telephone: 800-424-9348
Date Made Active in Reports: 08/04/05	Last EDR Contact: 06/17/05
Number of Days to Update: 48	Next Scheduled EDR Contact: 12/12/05
	Data Release Frequency: Biennially

STATE AND LOCAL RECORDS

SHWS: State Oversight List

State Hazardous Waste Sites. State hazardous waste site records are the states' equivalent to CERCLIS. These sites may or may not already be listed on the federal CERCLIS list. Priority sites planned for cleanup using state funds (state equivalent of Superfund) are identified along with sites where cleanup will be paid for by potentially responsible parties. Available information varies by state.

Date of Government Version: 10/12/05	Source: Illinois Environmental Protection Agency
Date Data Arrived at EDR: 10/17/05	Telephone: 217-524-4863
Date Made Active in Reports: 11/30/05	Last EDR Contact: 08/22/05
Number of Days to Update: 44	Next Scheduled EDR Contact: 02/20/06
	Data Release Frequency: Semi-Annually

CAT: Category List

Sites on this list are: Notice of Response Action, NPL, Pre/proposed NPL, Completed Remedial Action, Site Remediation Program, Federal Facilities, and Cleanup Started and/or Completed Sites.

Date of Government Version: 06/01/97	Source: Illinois EPA
Date Data Arrived at EDR: 07/07/97	Telephone: N/A
Date Made Active in Reports: 08/14/97	Last EDR Contact: 02/26/01
Number of Days to Update: 38	Next Scheduled EDR Contact: N/A
	Data Release Frequency: No Update Planned

SWF/LF: Available Disposal for Solid Waste in Illinois - Solid Waste Landfills Subject to State Surcharge

Solid Waste Facilities/Landfill Sites. SWF/LF type records typically contain an inventory of solid waste disposal facilities or landfills in a particular state. Depending on the state, these may be active or inactive facilities or open dumps that failed to meet RCRA Subtitle D Section 4004 criteria for solid waste landfills or disposal sites.

Date of Government Version: 11/01/04	Source: Illinois Environmental Protection Agency
Date Data Arrived at EDR: 12/29/04	Telephone: 217-785-8604
Date Made Active in Reports: 01/27/05	Last EDR Contact: 08/25/05
Number of Days to Update: 29	Next Scheduled EDR Contact: 11/21/05
	Data Release Frequency: Annually

GOVERNMENT RECORDS SEARCHED / DATA CURRENCY TRACKING

IL NIPC: Solid Waste Landfill Inventory

Solid Waste Landfill Inventory. NIPC is an inventory of active and inactive solid waste disposal sites, based on state, local government and historical archive data. Included are numerous sites which previously had never been identified largely because there was no obligation to register such sites prior to 1971.

Date of Government Version: 08/01/88
Date Data Arrived at EDR: 08/01/94
Date Made Active in Reports: 08/12/94
Number of Days to Update: 11

Source: Northeastern Illinois Planning Commission
Telephone: 312-454-0400
Last EDR Contact: 06/11/97
Next Scheduled EDR Contact: N/A
Data Release Frequency: No Update Planned

LUST: Leaking Underground Storage Tank Sites

Leaking Underground Storage Tank Incident Reports. LUST records contain an inventory of reported leaking underground storage tank incidents. Not all states maintain these records, and the information stored varies by state.

Date of Government Version: 12/05/05
Date Data Arrived at EDR: 12/07/05
Date Made Active in Reports: 01/05/06
Number of Days to Update: 29

Source: Illinois Environmental Protection Agency
Telephone: 217-782-6762
Last EDR Contact: 11/30/05
Next Scheduled EDR Contact: 02/20/06
Data Release Frequency: Semi-Annually

UST: Underground Storage Tank Facility List

Registered Underground Storage Tanks. UST's are regulated under Subtitle I of the Resource Conservation and Recovery Act (RCRA) and must be registered with the state department responsible for administering the UST program. Available information varies by state program.

Date of Government Version: 11/03/05
Date Data Arrived at EDR: 12/12/05
Date Made Active in Reports: 12/21/05
Number of Days to Update: 9

Source: Illinois State Fire Marshal
Telephone: 217-785-0969
Last EDR Contact: 11/21/05
Next Scheduled EDR Contact: 02/20/06
Data Release Frequency: Quarterly

ENG CONTROLS: Sites with Engineering Controls

Sites using of engineered barriers (e.g., asphalt or concrete paving).

Date of Government Version: 11/14/05
Date Data Arrived at EDR: 11/15/05
Date Made Active in Reports: 11/30/05
Number of Days to Update: 15

Source: Illinois Environmental Protection Agency
Telephone: 217-782-6761
Last EDR Contact: 11/15/05
Next Scheduled EDR Contact: 02/01/06
Data Release Frequency: Quarterly

Inst Control: Institutional Controls

Legal or administrative restrictions on land use and/or other activities (e.g., groundwater use restrictions) which effectively limit exposure to contamination may be employed as alternatives to removal or treatment of contamination.

Date of Government Version: 11/14/05
Date Data Arrived at EDR: 11/15/05
Date Made Active in Reports: 11/30/05
Number of Days to Update: 15

Source: Illinois Environmental Protection Agency
Telephone: 217-782-6761
Last EDR Contact: 11/15/05
Next Scheduled EDR Contact: 02/13/06
Data Release Frequency: Quarterly

SRP: Site Remediation Program Database

The database identifies the status of all voluntary remediation projects administered through the pre-notice site cleanup program (1989 to 1995) and the site remediation program (1996 to the present).

Date of Government Version: 11/14/05
Date Data Arrived at EDR: 11/15/05
Date Made Active in Reports: 11/30/05
Number of Days to Update: 15

Source: Illinois Environmental Protection Agency
Telephone: 217-785-9407
Last EDR Contact: 11/15/05
Next Scheduled EDR Contact: 02/13/06
Data Release Frequency: Semi-Annually

GOVERNMENT RECORDS SEARCHED / DATA CURRENCY TRACKING

DRYCLEANERS: Illinois Licensed Drycleaners

Any retail drycleaning facility in Illinois must apply for a license through the Illinois Drycleaner Environmental Response Trust Fund. Drycleaner Environmental Response Trust Fund of Illinois.

Date of Government Version: 09/01/05
Date Data Arrived at EDR: 09/30/05
Date Made Active in Reports: 11/08/05
Number of Days to Update: 39

Source: Drycleaner Environmental Response Trust Fund of Illinois
Telephone: 800-765-4041
Last EDR Contact: 09/21/05
Next Scheduled EDR Contact: 12/19/05
Data Release Frequency: Varies

IMPDMENT: Surface Impoundment Inventory

Statewide inventory of industrial, municipal, mining, oil & gas, and large agricultural impoundment. This study was conducted by the Illinois EPA to assess potential for contamination of shallow aquifers. This was a one-time study. Although many of the impoundments may no longer be present, the sites may be contaminated.

Date of Government Version: 12/31/80
Date Data Arrived at EDR: 03/08/02
Date Made Active in Reports: 06/03/02
Number of Days to Update: 87

Source: Illinois Waste Management & Research Center
Telephone: 217-333-8940
Last EDR Contact: 02/20/02
Next Scheduled EDR Contact: N/A
Data Release Frequency: No Update Planned

BROWNFIELDS: Municipal Brownfields Redevelopment Grant Program Project Descriptions

The Illinois Municipal Brownfields Redevelopment Grant Program (MBRGP) offers grants worth a maximum of \$240,000 each to municipalities to assist in site investigation activities, development of cleanup objectives, and performance of cleanup activities. Brownfields are abandoned or underused industrial and/or commercial properties that are contaminated (or thought to be contaminated) and have an active potential for redevelopment.

Date of Government Version: 08/22/05
Date Data Arrived at EDR: 08/23/05
Date Made Active in Reports: 09/27/05
Number of Days to Update: 35

Source: Illinois Environmental Protection Agency
Telephone: 217-782-6761
Last EDR Contact: 08/22/05
Next Scheduled EDR Contact: 11/21/05
Data Release Frequency: Varies

BROWNFIELDS: Redevelopment Assessment Database

The Office of Site Evaluations Redevelopment Assessment database identifies the status of all properties within the State in which the Illinois EPA's Office of Site Evaluation has conducted a municipal Brownfield Redevelopment Assessment.

Date of Government Version: 11/22/05
Date Data Arrived at EDR: 11/22/05
Date Made Active in Reports: 01/05/06
Number of Days to Update: 44

Source: Illinois Environmental Protection Agency
Telephone: 217-524-1658
Last EDR Contact: 11/22/05
Next Scheduled EDR Contact: 02/20/06
Data Release Frequency: Varies

TRIBAL RECORDS

INDIAN RESERV: Indian Reservations

This map layer portrays Indian administered lands of the United States that have any area equal to or greater than 640 acres.

Date of Government Version: 10/01/03
Date Data Arrived at EDR: 11/12/03
Date Made Active in Reports: 11/21/03
Number of Days to Update: 9

Source: USGS
Telephone: 202-208-3710
Last EDR Contact: 08/09/05
Next Scheduled EDR Contact: 11/07/05
Data Release Frequency: Semi-Annually

EDR PROPRIETARY RECORDS

Manufactured Gas Plants: EDR Proprietary Manufactured Gas Plants

Date of Government Version: 11/15/05
Date Data Arrived at EDR: 12/05/05
Date Made Active in Reports: 12/28/05
Number of Days to Update: 23

Source: EDR, Inc.
Telephone: N/A
Last EDR Contact: 12/05/05
Next Scheduled EDR Contact: 03/13/06
Data Release Frequency: No Update Planned

GOVERNMENT RECORDS SEARCHED//DATA CURRENCY TRACKING

OTHER DATABASE(S)

Depending on the geographic area covered by this report, the data provided in these specialty databases may or may not be complete. For example, the existence of wetlands information data in a specific report does not mean that all wetlands in the area covered by the report are included. Moreover, the absence of any reported wetlands information does not necessarily mean that wetlands do not exist in the area covered by the report.

Oil/Gas Pipelines: This data was obtained by EDR from the USGS in 1994. It is referred to by USGS as GeoData Digital Line Graphs from 1:100,000-Scale Maps. It was extracted from the transportation category including some oil, but primarily gas pipelines.

Electric Power Transmission Line Data

Source: PennWell Corporation

Telephone: (800) 823-6277

This map includes information copyrighted by PennWell Corporation. This information is provided on a best effort basis and PennWell Corporation does not guarantee its accuracy nor warrant its fitness for any particular purpose. Such information has been reprinted with the permission of PennWell.

Sensitive Receptors: There are individuals deemed sensitive receptors due to their fragile immune systems and special sensitivity to environmental discharges. These sensitive receptors typically include the elderly, the sick, and children. While the location of all sensitive receptors cannot be determined, EDR indicates those buildings and facilities - schools, daycares, hospitals, medical centers, and nursing homes - where individuals who are sensitive receptors are likely to be located.

AHA Hospitals:

Source: American Hospital Association, Inc.

Telephone: 312-280-5991

The database includes a listing of hospitals based on the American Hospital Association's annual survey of hospitals.

Medical Centers: Provider of Services Listing

Source: Centers for Medicare & Medicaid Services

Telephone: 410-786-3000

A listing of hospitals with Medicare provider number, produced by Centers of Medicare & Medicaid Services, a federal agency within the U.S. Department of Health and Human Services.

Nursing Homes

Source: National Institutes of Health

Telephone: 301-594-6248

Information on Medicare and Medicaid certified nursing homes in the United States.

Public Schools

Source: National Center for Education Statistics

Telephone: 202-502-7300

The National Center for Education Statistics' primary database on elementary and secondary public education in the United States. It is a comprehensive, annual, national statistical database of all public elementary and secondary schools and school districts, which contains data that are comparable across all states.

Private Schools

Source: National Center for Education Statistics

Telephone: 202-502-7300

The National Center for Education Statistics' primary database on private school locations in the United States.

Daycare Centers: Homes & Centers Listing

Source: Department of Children & Family Services

Telephone: 312-814-4150

Flood Zone Data: This data, available in select counties across the country, was obtained by EDR in 1999 from the Federal Emergency Management Agency (FEMA). Data depicts 100-year and 500-year flood zones as defined by FEMA.

NWI: National Wetlands Inventory. This data, available in select counties across the country, was obtained by EDR in 2002 from the U.S. Fish and Wildlife Service.

GOVERNMENT RECORDS SEARCHED / DATA CURRENCY TRACKING

STREET AND ADDRESS INFORMATION

© 2004 Geographic Data Technology, Inc., Rel. 07/2004. This product contains proprietary and confidential property of Geographic Data Technology, Inc. Unauthorized use, including copying for other than testing and standard backup procedures, of this product is expressly prohibited.

GEOCHECK® - PHYSICAL SETTING SOURCE ADDENDUM

TARGET PROPERTY ADDRESS

300 N. WEST STREET
300 N. WEST STREET
MARENGO, IL 60152

TARGET PROPERTY COORDINATES

Elevation: 820 ft. above sea level

EDR's GeoCheck Physical Setting Source Addendum is provided to assist the environmental professional in forming an opinion about the impact of potential contaminant migration.

Assessment of the impact of contaminant migration generally has two principle investigative components:

1. Groundwater flow direction, and
2. Groundwater flow velocity.

Groundwater flow direction may be impacted by surface topography, hydrology, hydrogeology, characteristics of the soil, and nearby wells. Groundwater flow velocity is generally impacted by the nature of the geologic strata.

GEOCHECK® - PHYSICAL SETTING SOURCE SUMMARY

GROUNDWATER FLOW DIRECTION INFORMATION

Groundwater flow direction for a particular site is best determined by a qualified environmental professional using site-specific well data. If such data is not reasonably ascertainable, it may be necessary to rely on other sources of information, such as surface topographic information, hydrologic information, hydrogeologic data collected on nearby properties, and regional groundwater flow information (from deep aquifers).

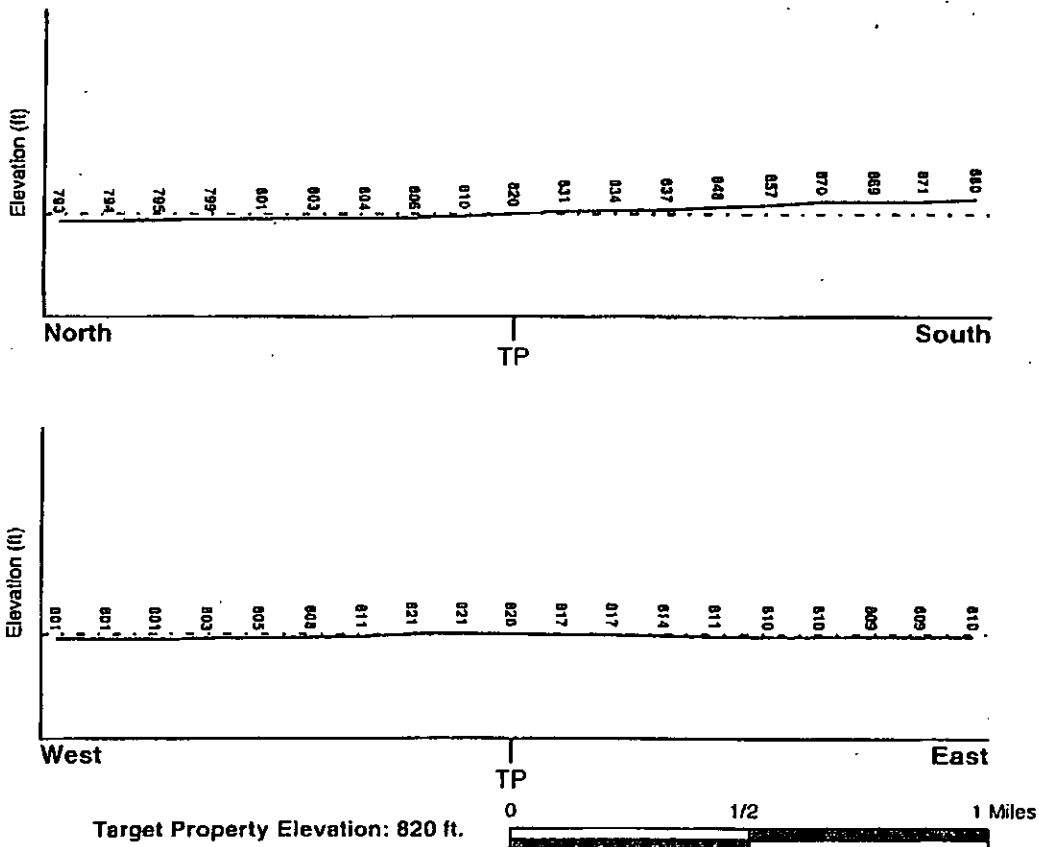
TOPOGRAPHIC INFORMATION

Surface topography may be indicative of the direction of surficial groundwater flow. This information can be used to assist the environmental professional in forming an opinion about the impact of nearby contaminated properties or, should contamination exist on the target property, what downgradient sites might be impacted.

TARGET PROPERTY TOPOGRAPHY

USGS Topographic Map: 42088-C5 MARENGO NORTH, IL
 General Topographic Gradient: General North
 Source: USGS 7.5 min quad index

SURROUNDING TOPOGRAPHY: ELEVATION PROFILES



Source: Topography has been determined from the USGS 7.5' Digital Elevation Model and should be evaluated on a relative (not an absolute) basis. Relative elevation information between sites of close proximity should be field verified.

GEOCHECK® - PHYSICAL SETTING SOURCE SUMMARY

HYDROLOGIC INFORMATION

Surface water can act as a hydrologic barrier to groundwater flow. Such hydrologic information can be used to assist the environmental professional in forming an opinion about the impact of nearby contaminated properties or, should contamination exist on the target property, what downgradient sites might be impacted.

Refer to the Physical Setting Source Map following this summary for hydrologic information (major waterways and bodies of water).

FEMA FLOOD ZONE

<u>Target Property County</u> MCHENRY, IL	FEMA Flood <u>Electronic Data</u> YES - refer to the Overview Map and Detail Map
Flood Plain Panel at Target Property:	1707320175B
Additional Panels in search area:	1707320150B 1704820001B 1707320300B 1707320275B

NATIONAL WETLAND INVENTORY

<u>NWI Quad at Target Property</u> MARENGO NORTH	NWI Electronic <u>Data Coverage</u> YES - refer to the Overview Map and Detail Map
---	--

HYDROGEOLOGIC INFORMATION

Hydrogeologic information obtained by installation of wells on a specific site can often be an indicator of groundwater flow direction in the immediate area. Such hydrogeologic information can be used to assist the environmental professional in forming an opinion about the impact of nearby contaminated properties or, should contamination exist on the target property, what downgradient sites might be impacted.

*Site-Specific Hydrogeological Data**

Search Radius:	1.25 miles
Status:	Not found

AQUIFLOW®

Search Radius: 1.000 Mile.

EDR has developed the AQUIFLOW Information System to provide data on the general direction of groundwater flow at specific points. EDR has reviewed reports submitted by environmental professionals to regulatory authorities at select sites and has extracted the date of the report, groundwater flow direction as determined hydrogeologically, and the depth to water table.

<u>MAP ID</u>	<u>LOCATION FROM TP</u>	<u>GENERAL DIRECTION GROUNDWATER FLOW</u>
Not Reported		

* ©1995 Site-specific hydrogeological data gathered by CERCLUS Alerts, Inc., (Bainbridge Island, WA). All rights reserved. All of the information and operations reported are those of the cited EIR report(s), which were completed under a Comprehensive Environmental Response Compensation and Liability Information System (CERCLIS) investigation.

GEOCHECK® - PHYSICAL SETTING SOURCE SUMMARY

GROUNDWATER FLOW VELOCITY INFORMATION

Groundwater flow velocity information for a particular site is best determined by a qualified environmental professional using site specific geologic and soil strata data. If such data are not reasonably ascertainable, it may be necessary to rely on other sources of information, including geologic age identification, rock stratigraphic unit and soil characteristics data collected on nearby properties and regional soil information. In general, contaminant plumes move more quickly through sandy-gravelly types of soils than silty-clayey types of soils.

GEOLOGIC INFORMATION IN GENERAL AREA OF TARGET PROPERTY

Geologic information can be used by the environmental professional in forming an opinion about the relative speed at which contaminant migration may be occurring.

ROCK STRATIGRAPHIC UNIT

Era: Paleozoic
System: Ordovician
Series: Upper Ordovician (Cincinnatian)
Code: O3 (decoded above as Era, System & Series)

GEOLOGIC AGE IDENTIFICATION

Category: Stratified Sequence

Geologic Age and Rock Stratigraphic Unit Source: P.G. Schruben, R.E. Arndt and W.J. Bawiec, Geology of the Conterminous U.S. at 1:2,500,000 Scale - a digital representation of the 1974 P.B. King and H.M. Beikman Map, USGS Digital Data Series DDS - 11 (1994).

DOMINANT SOIL COMPOSITION IN GENERAL AREA OF TARGET PROPERTY

The U.S. Department of Agriculture's (USDA) Soil Conservation Service (SCS) leads the National Cooperative Soil Survey (NCSS) and is responsible for collecting, storing, maintaining and distributing soil survey information for privately owned lands in the United States. A soil map in a soil survey is a representation of soil patterns in a landscape. Soil maps for STATSGO are compiled by generalizing more detailed (SSURGO) soil survey maps. The following information is based on Soil Conservation Service STATSGO data.

Soil Component Name: WARSAW

Soil Surface Texture: silt loam

Hydrologic Group: Class B - Moderate infiltration rates. Deep and moderately deep, moderately well and well drained soils with moderately coarse textures.

Soil Drainage Class: Well drained. Soils have intermediate water holding capacity. Depth to water table is more than 6 feet.

Hydric Status: Soil does not meet the requirements for a hydric soil.

Corrosion Potential - Uncoated Steel: LOW

Depth to Bedrock Min: > 60 inches

Depth to Bedrock Max: > 60 inches

GEOCHECK® - PHYSICAL SETTING SOURCE SUMMARY

Soil Layer Information							
Layer	Boundary		Soil Texture Class	Classification		Permeability Rate (in/hr)	Soil Reaction (pH)
	Upper	Lower		AASHTO Group	Unified Soil		
1	0 inches	17 inches	silt loam	Silt-Clay Materials (more than 35 pct. passing No. 200), Silty Soils.	FINE-GRAINED SOILS, Silts and Clays (liquid limit less than 50%), Lean Clay	Max: 2.00 Min: 0.60	Max: 7.30 Min: 5.60
2	17 inches	33 inches	sandy clay loam	Silt-Clay Materials (more than 35 pct. passing No. 200), Clayey Soils.	COARSE-GRAINED SOILS, Sands, Sands with fines, Clayey sand.	Max: 2.00 Min: 0.60	Max: 6.50 Min: 5.10
3	33 inches	35 inches	gravelly - sandy clay loam	Silt-Clay Materials (more than 35 pct. passing No. 200), Clayey Soils.	FINE-GRAINED SOILS, Silts and Clays (liquid limit less than 50%), Lean Clay	Max: 2.00 Min: 0.60	Max: 8.40 Min: 6.10
4	35 inches	60 inches	stratified	Granular materials (35 pct. or less passing No. 200), Stone Fragments, Gravel and Sand.	COARSE-GRAINED SOILS, Sands, Clean Sands, Poorly graded sand.	Max: 20.00 Min: 20.00	Max: 8.40 Min: 7.90

OTHER SOIL TYPES IN AREA

Based on Soil Conservation Service STATSGO data, the following additional subordinator soil types may appear within the general area of target property.

Soil Surface Textures: clay loam
loam
silty clay loam
sandy loam
gravelly - sandy loam
gravelly - loam

Surficial Soil Types: clay loam
loam
silty clay loam
sandy loam
gravelly - sandy loam
gravelly - loam

Shallow Soil Types: clay loam
loam
silty clay loam
sandy loam

Deeper Soil Types: gravelly - coarse sand

GEOCHECK® - PHYSICAL SETTING SOURCE SUMMARY

sand and gravel
sand
silty clay loam

LOCAL / REGIONAL WATER AGENCY RECORDS

EDR Local/Regional Water Agency records provide water well information to assist the environmental professional in assessing sources that may impact ground water flow direction, and in forming an opinion about the impact of contaminant migration on nearby drinking water wells.

WELL SEARCH DISTANCE INFORMATION

<u>DATABASE</u>	<u>SEARCH DISTANCE (miles)</u>
Federal USGS	1.000
Federal FRDS PWS	Nearest PWS within 1 mile
State Database	1.000

FEDERAL USGS WELL INFORMATION

<u>MAP ID</u>	<u>WELL ID</u>	<u>LOCATION FROM TP</u>
A4	USGS2385417	0 - 1/8 Mile ESE
L42	USGS2385428	1/2 - 1 Mile East

FEDERAL FRDS PUBLIC WATER SUPPLY SYSTEM INFORMATION

<u>MAP ID</u>	<u>WELL ID</u>	<u>LOCATION FROM TP</u>
L38	IL1110650	1/2 - 1 Mile East

Note: PWS System location is not always the same as well location.

STATE DATABASE WELL INFORMATION

<u>MAP ID</u>	<u>WELL ID</u>	<u>LOCATION FROM TP</u>
1	P63051	0 - 1/8 Mile North
A2	IL10234712	0 - 1/8 Mile East
A3	IL10234809	0 - 1/8 Mile ENE
B5	P63113	1/8 - 1/4 Mile SSW
B6	P63112	1/8 - 1/4 Mile SSW
7	IL10235020	1/8 - 1/4 Mile NE
8	IL20003886	1/8 - 1/4 Mile WSW
C9	P63052	1/8 - 1/4 Mile WNW
C10	P63053	1/8 - 1/4 Mile WNW
11	IL10235103	1/4 - 1/2 Mile NW
12	P63054	1/4 - 1/2 Mile West
D13	IL10234389	1/4 - 1/2 Mile ESE

GEOCHECK® - PHYSICAL SETTING SOURCE SUMMARY

STATE DATABASE WELL INFORMATION

MAP ID	WELL ID	LOCATION FROM TP
E14	IL10233687	1/4 - 1/2 Mile SSW
E15	IL10233688	1/4 - 1/2 Mile SSW
D16	IL10234343	1/4 - 1/2 Mile ESE
17	IL10233368	1/4 - 1/2 Mile SSE
F18	P63118	1/4 - 1/2 Mile WSW
F19	P63119	1/4 - 1/2 Mile WSW
20	IL10235098	1/4 - 1/2 Mile WNW
F21	IL10234173	1/4 - 1/2 Mile WSW
22	P63115	1/4 - 1/2 Mile SSW
G23	IL10235517	1/2 - 1 Mile NE
G24	IL10235516	1/2 - 1 Mile NE
H25	P63107	1/2 - 1 Mile SSE
H26	P63108	1/2 - 1 Mile SSE
H27	P63109	1/2 - 1 Mile SSE
H28	P63106	1/2 - 1 Mile SSE
29	P63055	1/2 - 1 Mile West
I30	P63111	1/2 - 1 Mile SE
I31	P63110	1/2 - 1 Mile SE
J32	IL10233292	1/2 - 1 Mile SW
33	IL10234171	1/2 - 1 Mile WSW
K34	P63049	1/2 - 1 Mile NNE
K35	P63048	1/2 - 1 Mile NNE
K36	P63050	1/2 - 1 Mile NNE
37	IL10235417	1/2 - 1 Mile WNW
J39	IL10233110	1/2 - 1 Mile SW
L40	IL20003899	1/2 - 1 Mile East
41	IL10232916	1/2 - 1 Mile SW
L43	IL10235012	1/2 - 1 Mile East
M44	P63057	1/2 - 1 Mile NW
M45	P63056	1/2 - 1 Mile NW
46	P63058	1/2 - 1 Mile WNW
47	IL10235822	1/2 - 1 Mile NW
N48	IL10235099	1/2 - 1 Mile ENE
49	IL10235489	1/2 - 1 Mile WNW
N50	IL10235062	1/2 - 1 Mile ENE
51	IL10234172	1/2 - 1 Mile WSW
52	P63047	1/2 - 1 Mile East
53	IL10232282	1/2 - 1 Mile SSW
54	IL10234475	1/2 - 1 Mile East
O55	P63114	1/2 - 1 Mile South
56	IL10236052	1/2 - 1 Mile NW
P57	IL10232284	1/2 - 1 Mile SSW
58	IL10231839	1/2 - 1 Mile South
59	IL10234170	1/2 - 1 Mile WSW
P60	IL10232150	1/2 - 1 Mile SSW
O61	IL10231840	1/2 - 1 Mile SSW
62	IL10235418	1/2 - 1 Mile ENE
Q63	P63045	1/2 - 1 Mile ENE
Q64	P63046	1/2 - 1 Mile ENE
65	IL10233746	1/2 - 1 Mile WSW
R66	IL10231892	1/2 - 1 Mile SSW
67	IL10233200	1/2 - 1 Mile WSW

GEOCHECK® - PHYSICAL SETTING SOURCE SUMMARY

STATE DATABASE WELL INFORMATION

MAP ID	WELL ID	LOCATION FROM TP
R68	IL10231843	1/2 - 1 Mile SSW
R69	IL10231844	1/2 - 1 Mile SSW
S70	IL10235521	1/2 - 1 Mile ENE
S71	IL10235518	1/2 - 1 Mile ENE
S72	IL10235519	1/2 - 1 Mile ENE
S73	IL10235520	1/2 - 1 Mile ENE
74	P63099	1/2 - 1 Mile SW
75	IL10231464	1/2 - 1 Mile SSW
76	IL10231627	1/2 - 1 Mile SSW
T77	IL10235019	1/2 - 1 Mile East
T78	IL10235144	1/2 - 1 Mile East
U79	P63102	1/2 - 1 Mile WSW
U80	P63101	1/2 - 1 Mile WSW



Agency ID: 170000116265

Media File Type LAND

Bureau ID: 1110650003

Site Name: Arnold Magnetic Technologies

Site Address1: 300 N West St

Site Address2:

Site City: Marengo

State: IL

Zip: 60152-

**This record has been determined to
be partially or wholly exempt from
public disclosure**

Exemption Type:

Portion Removed

Exempt Doc #: 17

Document Date: 11/18/2013

Staff: EMI

**Document Description: FOCUSED SITE INVESTIGATION REPORT - VOL 8 -- PHYSICAL SETTINGS
SOURCE MAP**

Category ID: 31A

Category Description: SITE REMEDIATION - TECHNICAL

Exempt Type: Portion Removed

Permit ID:

Date of Determination:

12/2 /2013



Agency ID: 170000116265

Media File Type LAND

Bureau ID: 1110650003

Site Name: Arnold Magnetic Technologies

Site Address1: 300 N West St

Site Address2:

Site City: Marengo

State: IL

Zip: 60152-

**This record has been determined to
be partially or wholly exempt from
public disclosure**

Exemption Type:

Portion Removed

Exempt Doc #: 18

Document Date: 11/18/2013

Staff: EMI

Document Description: FOCUSED SITE INVESTIGATION REPORT - VOL 8

Category ID: 31A

Category Description: SITE REMEDIATION - TECHNICAL

Exempt Type: Portion Removed

Permit ID:

Date of Determination:

12/2 /2013

GEOCHECK® - PHYSICAL SETTING SOURCE MAP FINDINGS RADON

AREA RADON INFORMATION

State Database: IL Radon

Radon Test Results

Floor	# Sites	Min pCi/L	Avg pCi/L	Max pCi/L	# Sites>4pCi/L	# Sites>20	County
Basement	66	0.6	4.4	23.6	20	1	MCHENRY
1st Floor living area	3	3.2	8.1	13.2	2	0	MCHENRY
1st Floor bedroom	8	0.5	2.4	3.9	0	0	MCHENRY
Total	77	0.5	4.3	23.6	22	1	MCHENRY

Federal EPA Radon Zone for MCHENRY County: 2

- Note: Zone 1 indoor average level > 4 pCi/L.
- : Zone 2 indoor average level >= 2 pCi/L and <= 4 pCi/L.
- : Zone 3 indoor average level < 2 pCi/L.

Federal Area Radon Information for MCHENRY COUNTY, IL

Number of sites tested: 17

Area	Average Activity	% <4 pCi/L	% 4-20 pCi/L	% >20 pCi/L
Living Area - 1st Floor	1.520 pCi/L	100%	0%	0%
Living Area - 2nd Floor	Not Reported	Not Reported	Not Reported	Not Reported
Basement	4.012 pCi/L	53%	47%	0%

PHYSICAL SETTING SOURCE RECORDS SEARCHED

TOPOGRAPHIC INFORMATION

USGS 7.5' Digital Elevation Model (DEM)

Source: United States Geologic Survey

EDR acquired the USGS 7.5' Digital Elevation Model in 2002. 7.5-Minute DEMs correspond to the USGS 1:24,000- and 1:25,000-scale topographic quadrangle maps.

HYDROLOGIC INFORMATION

Flood Zone Data: This data, available in select counties across the country, was obtained by EDR in 1999 from the Federal Emergency Management Agency (FEMA). Data depicts 100-year and 500-year flood zones as defined by FEMA.

NWI: National Wetlands Inventory. This data, available in select counties across the country, was obtained by EDR in 2002 from the U.S. Fish and Wildlife Service.

HYDROGEOLOGIC INFORMATION

AQUIFLOW^R Information System

Source: EDR proprietary database of groundwater flow information

EDR has developed the AQUIFLOW Information System (AIS) to provide data on the general direction of groundwater flow at specific points. EDR has reviewed reports submitted to regulatory authorities at select sites and has extracted the date of the report, hydrogeologically determined groundwater flow direction and depth to water table information.

GEOLOGIC INFORMATION

Geologic Age and Rock Stratigraphic Unit

Source: P.G. Schruben, R.E. Amdt and W.J. Bawiec, Geology of the Conterminous U.S. at 1:2,500,000 Scale - A digital representation of the 1974 P.B. King and H.M. Baikman Map, USGS Digital Data Series DDS - 11 (1994).

STATSGO: State Soil Geographic Database

Source: Department of Agriculture, Natural Resources Conservation Services

The U.S. Department of Agriculture's (USDA) Natural Resources Conservation Service (NRCS) leads the national Conservation Soil Survey (NCSS) and is responsible for collecting, storing, maintaining and distributing soil survey information for privately owned lands in the United States. A soil map in a soil survey is a representation of soil patterns in a landscape. Soil maps for STATSGO are compiled by generalizing more detailed (SSURGO) soil survey maps.

LOCAL / REGIONAL WATER AGENCY RECORDS

FEDERAL WATER WELLS

PWS: Public Water Systems

Source: EPA/Office of Drinking Water

Telephone: 202-564-3750

Public Water System data from the Federal Reporting Data System. A PWS is any water system which provides water to at least 25 people for at least 60 days annually. PWSs provide water from wells, rivers and other sources.

PWS ENF: Public Water Systems Violation and Enforcement Data

Source: EPA/Office of Drinking Water

Telephone: 202-564-3750

Violation and Enforcement data for Public Water Systems from the Safe Drinking Water Information System (SDWIS) after August 1995. Prior to August 1995, the data came from the Federal Reporting Data System (FRDS).

USGS Water Wells: USGS National Water Inventory System (NWIS)

This database contains descriptive information on sites where the USGS collects or has collected data on surface water and/or groundwater. The groundwater data includes information on wells, springs, and other sources of groundwater.

PHYSICAL SETTING SOURCE RECORDS SEARCHED

STATE RECORDS

Water Well Records

Source: Illinois Geological Survey
Telephone: 217-333-4747

Illinois Private Well Database and PICS (Public, Industrial, Commercial Survey)

Source: Illinois State Water Survey
Telephone: 217-333-9043

Water Well Location Information

Source: Illinois Environmental Protection Agency
Telephone: 217-782-0810

OTHER STATE DATABASE INFORMATION

RADON

State Database: IL Radon

Source: Department of Nuclear Safety
Telephone: 217-785-8958
County Radon Results

Area Radon Information

Source: USGS
Telephone: 703-356-4020
The National Radon Database has been developed by the U.S. Environmental Protection Agency (USEPA) and is a compilation of the EPA/State Residential Radon Survey and the National Residential Radon Survey. The study covers the years 1986 - 1992. Where necessary data has been supplemented by information collected at private sources such as universities and research institutions.

EPA Radon Zones

Source: EPA
Telephone: 703-356-4020
Sections 307 & 309 of IRAA directed EPA to list and identify areas of U.S. with the potential for elevated indoor radon levels.

OTHER

Airport Landing Facilities: Private and public use landing facilities
Source: Federal Aviation Administration, 800-457-6656

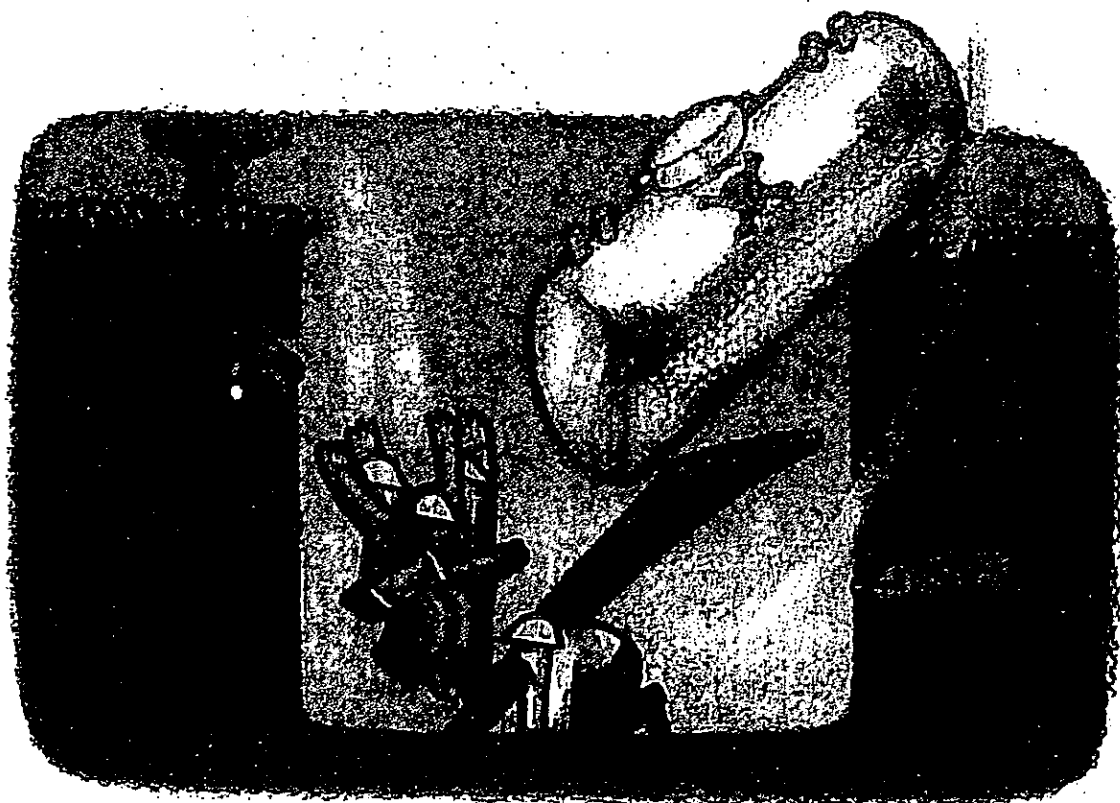
Epicenters: World earthquake epicenters, Richter 5 or greater
Source: Department of Commerce, National Oceanic and Atmospheric Administration

Site Investigation Report

LPC# 1110650003 – McHenry County / Marengo – Arnold Magnetic Technologies / 300 West LLC

APPENDIX B – SEPTEMBER 2006 GPR REPORT





Ground Penetrating Radar Survey

Subject Property
Arnold Technologies
300 North West Street
Marengo, Illinois 60152

Prepared For
Mr. John Daley
John Daley and Associates
2340 River Road – Suite 202
Des Plaines, Illinois 60018

September 13, 2006
EGSL Project Number: 601107



ENVIRONMENTAL GROUP SERVICES, LTD.

Ground Penetrating Radar Survey

SUBJECT PROPERTY

**Arnold Technologies
300 North West Street
Marengo, Illinois 60152**

Prepared For

**Mr. John Daley
John Daley and Associates
2340 River Road – Suite 202
Des Plaines, Illinois 60018**

Prepared By

**ENVIRONMENTAL GROUP SERVICES, LTD.
557 WEST POLK STREET, SUITE 201
CHICAGO, ILLINOIS 60607**

Field Inspectors:

**Bill Lennon
Antonela Vadan**

Inspection Date:

August 25, 2006

EGSL Project Number: 601107

1 EXECUTIVE SUMMARY

Environmental Group Services, Limited (EGSL) of Chicago, Illinois was contracted by *John Daley and Associates* to perform a Ground Penetrating Radar (GPR) Survey of the property known as Arnold Technologies, located at 300 North West Street, Marengo, Illinois (herein referred to as the Subject Property or the Site).

The GPR Survey consisted of utilizing a USRADAR Seeker SPR Subsurface Imaging System equipped with a 500 MHz antenna. All areas of concern were scanned utilizing a 3-foot interval grid pattern in North-South and East-West directions. Maximum penetration depth of the GPR system at the Subject Property was approximately 8-feet below ground surface.

A GPR is typically utilized to detect subsurface objects. The GPR system sends a series of radar pulses into the subsurface and then calibrates and processes the information. Any reflected signals showing different characteristics from its surrounding media will represent an anomaly. The anomalies can then be displayed on-screen in order to determine its relative shape and depth. It should be noted that the subsurface anomalies represent the general shape, size and location of subsurface objects, and is in no way fully signifying a specific object and/or excavation.

The purpose of this GPR Survey was to confirm or deny the presence of multiple underground storage tank (UST) systems reported to be located at the Subject Property. Listed below are the areas of concern scanned and GPR Survey results:

Area of Concern	Reported USTs	GPR Results	Scan Number
1	One, 10,000-gallon fuel oil	Anomaly representative of the excavation of an area the could have contained a 10,000-gallon UST	SVY_8
2	One, 1,500-gallon core oil	Anomaly representative of the excavation of an area the could have contained a 1,500-gallon UST	SVY_9
3	One, 6,000-gallon acetone	Anomaly representative of an underground storage tank	SVY_12
4	Two, 1,000-gallon rolling oil	Anomaly representative of two underground storage tanks lying side-by-side	SVY_7
5	One, 20,000-gallon oil	No significant anomalies detected. It should be noted that this area was located within a fenced-in storage area with machinery and equipment present. EGSL was unable to achieve full maneuverability in order to fully depict any subsurface scans in this area.	N/A
6	One, 6,000-gallon menthol alcohol One, 6,000-gallon chlorophine	Anomaly representative of the excavation of an area the could have contained two, 6,000-gallon USTs lying end-to-end	SVY_13

Area of Concern	Reported USTs	GPR Results	Scan Number
7	One, 3,500-gallon coolant	No significant UST anomalies detected. It should be noted that this area contained a historical building that was demolished. GPR scans in the reported tank area resulted in numerous shallow anomalies of large debris that may be representative of the remains of the former building; as such, any scans for the UST system were inconclusive.	N/A
8	Two fuel oil tanks of unknown size	Anomaly representative of two underground storage tanks lying side-by-side	SVY_11
9	One, 10,000-gallon gasoline	Anomaly representative of the excavation of an area that could have contained a 10,000-gallon UST	SVY_6

See Appendix A for Area of Concern Locations.

See Appendix B for GPR Scans and Photographic Documentation.

2 CONCLUSIONS AND RECOMMENDATIONS

The Ground Penetrating Radar Survey conducted at nine areas of concern revealed the following:

- ✎ GPR Scans in Areas 3, 4 and 8 indicated the possible presence of UST systems in each area. As such, EGSL recommends that subsurface sampling be conducted along all four walls and the floor of each tank system in order to determine if any of the USTs have negatively impacted the subsurface soil.
- ✎ GPR Scans in Areas 1, 2, 6 and 9 indicated anomalies characteristic of possible excavations in each area. The locations and dimensions of each possible excavation were representative of the reported UST system for each area. EGSL recommends that subsurface sampling be conducted along all four walls and the floor of each excavation in order to determine if any of the reported former USTs have negatively impacted the subsurface soil.
- ✎ GPR Scans in Area 5 were inconclusive to the possible presence of a UST system due to surface debris. EGSL was able to perform limited scans in the area; however, none of the scans indicated any anomalies representative of a UST system. One subsurface soil sample was obtained from this area during a previous subsurface investigation conducted by EGSL; analytical results indicated no chemicals of concern above IEPA Tier 1 Remediation Objectives. EGSL believes that this UST system may still be present; as such, it is recommended that the tank be removed in accordance with all federal, state and, local regulation if encountered during any future demolition activities.
- ✎ GPR Scans in Area 7 were inconclusive to the possible presence of a UST system due to subsurface debris related to the historical demolition of the former building. EGSL




recommends that a test pit be excavated in the reported area of the UST system in order to confirm or deny its presence.

3 SIGNATURES OF ENVIRONMENTAL PROFESSIONALS


This report pertains to the property known as Arnold Technologies, located at 300 North West Street, Marengo, Illinois. Our professional services have been performed using the degree of care and skill ordinarily exercised under similar circumstances by environmental professionals practicing in this field. The representations made in this report are accurate and true to the best knowledge of the undersigned.

Sincerely,

ENVIRONMENTAL GROUP SERVICES, LIMITED



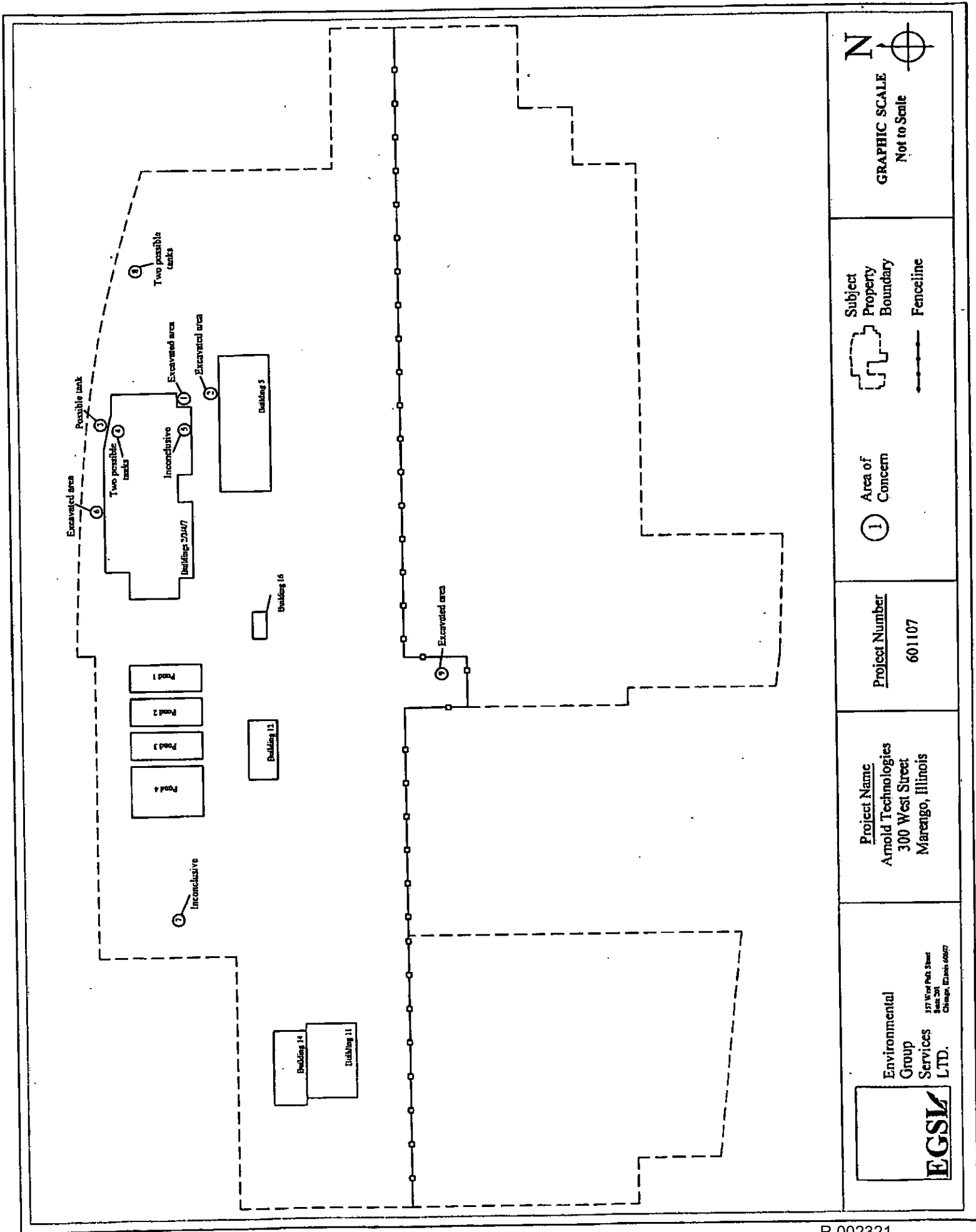
Vaheoman Mirkhaef
President



Bill Lennon
Project Manager

Appendix A


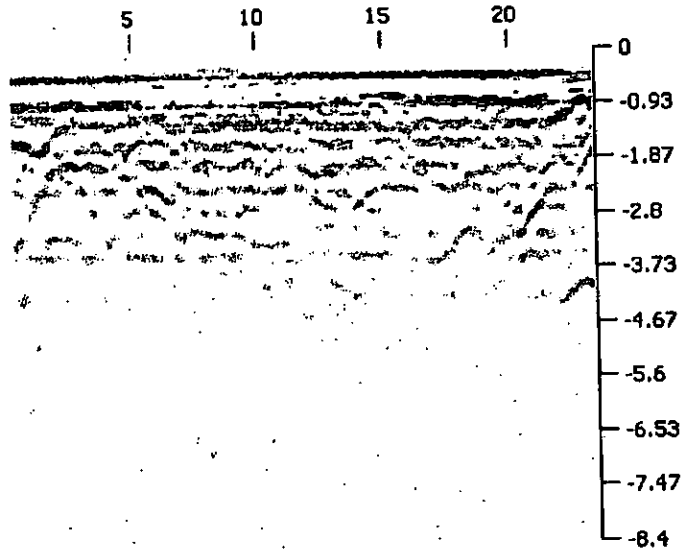
Site Location Map




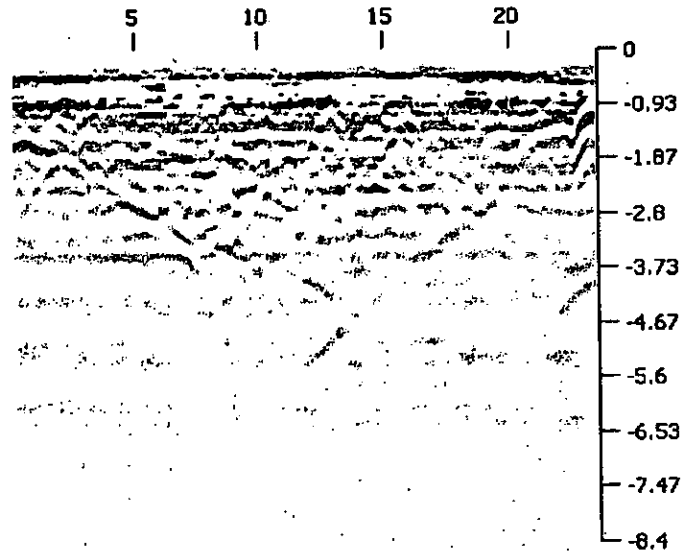
Appendix B

GPR Scan Results and Photographic Documentation


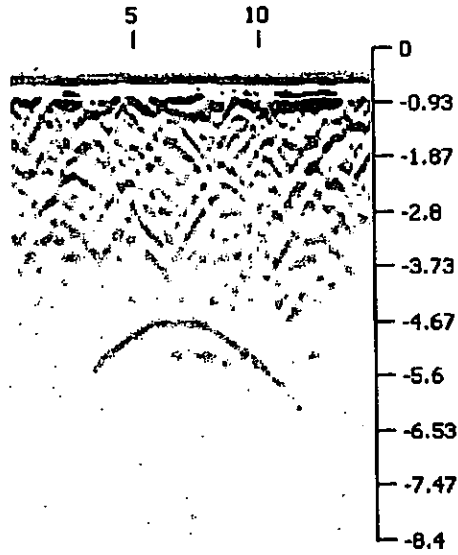
Area 1 - Survey 8



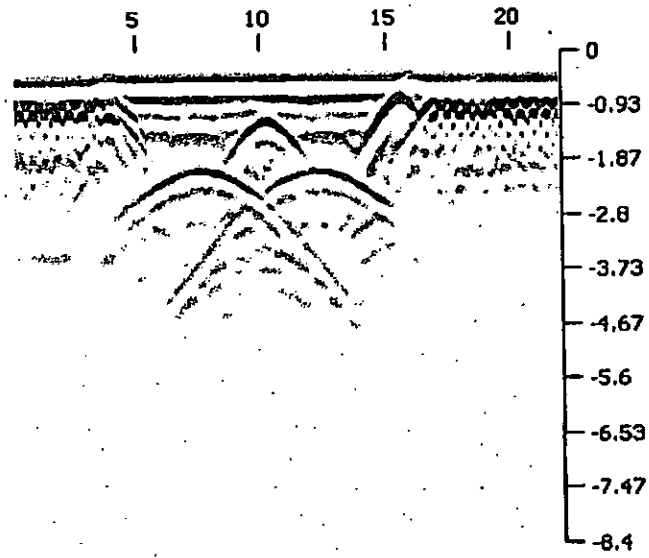
Area 2 – Survey 9




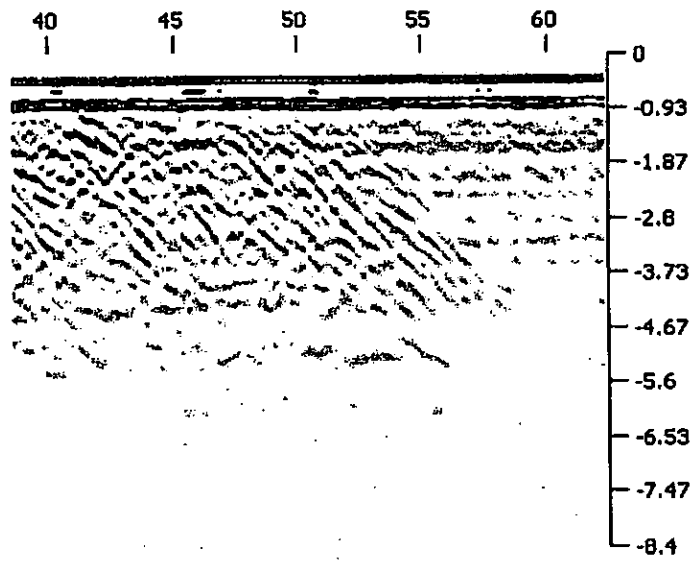
Area 3 – Survey 12




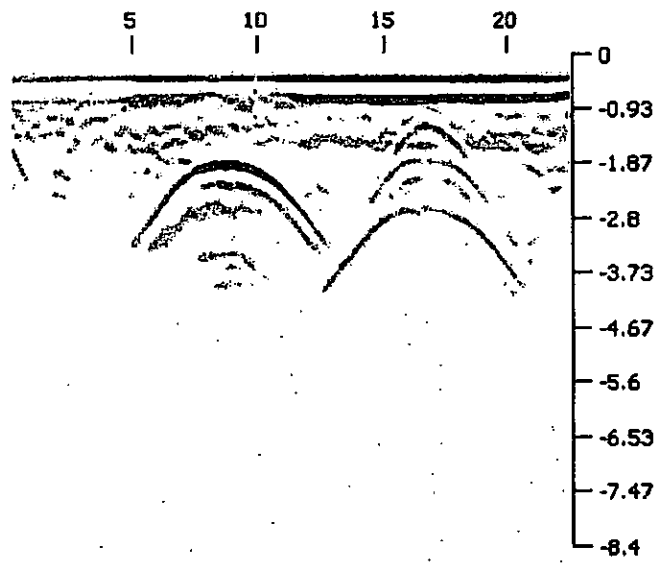
Area 4 - Survey 7



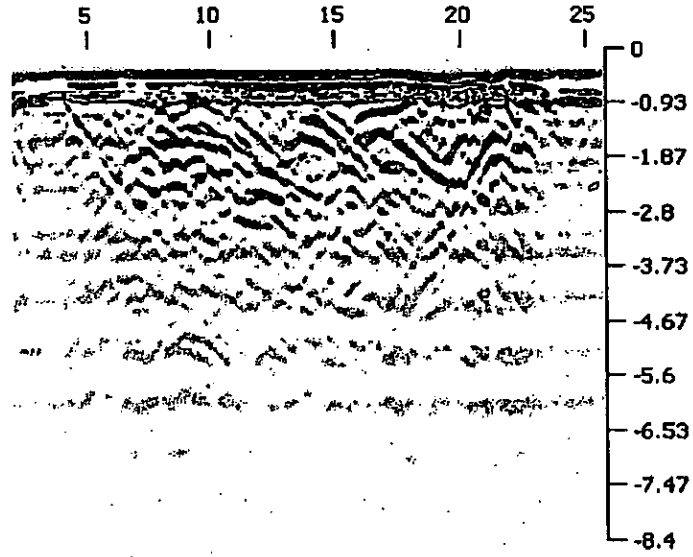
Area 6 – Survey 13



Area 8 - Survey 11



Area 9 - Survey 6




Site Investigation Report

LPC# 1110650003 – McHenry County / Marengo – Arnold Magnetic Technologies / 300 West LLC

APPENDIX C – MAY 2008 PHASE II REPORT





Limited Phase II Subsurface Soil Investigation Report

Subject Property
300 North West Street
Marengo, Illinois

Prepared on Behalf Of:
Mr. John Daley
300 West LLC
2340 River Road – Suite 202
Des Plaines, Illinois 60018

May 27, 2008
EGSL Project Number: 805247



ENVIRONMENTAL GROUP SERVICES, LTD.

Limited Phase II Subsurface Soil Investigation Report

SUBJECT PROPERTY

**300 North West Street
Marengo, Illinois**

Prepared By

**ENVIRONMENTAL GROUP SERVICES, LTD.
557 WEST POLK STREET, SUITE 201
CHICAGO, ILLINOIS 60607**

On Behalf of

**Mr. John Daley
300 West LLC
2340 River Road – Suite 202
Des Plaines, Illinois 60018**

May 27, 2008

EGSL Project Number: 805247

TABLE OF CONTENTS

1	EXECUTIVE SUMMARY.....	1
2	BACKGROUND INFORMATION.....	1
2.1	SITE LOCATION AND DESCRIPTION.....	1
2.2	PREVIOUS SITE INVESTIGATIONS.....	2
3	PHASE II SUBSURFACE SOIL INVESTIGATION ACTIVITIES.....	2
3.1	FIELD SAMPLING PROCEDURES.....	2
4	PHASE II SUBSURFACE INVESTIGATION RESULTS.....	3
4.1	SUBSURFACE SOIL CHEMICAL RESULTS.....	3
5	CONCLUSIONS AND RECOMMENDATIONS.....	4
6	SIGNATURES OF ENVIRONMENTAL PROFESSIONALS.....	5

LIST OF APPENDICES

Appendix A	Soil Boring Locations
Appendix B	Soil Boring Logs
Appendix C	Analytical Data

1 EXECUTIVE SUMMARY

On April 24, 2008, Environmental Group Services, Ltd. (EGSL) completed a Phase II Subsurface Soil Investigation at the property located at 300 N. West Street, Marengo, Illinois, hereinafter referred to as the "Subject Property". This investigation was performed in accordance with the regulations set forth in 35 IAC 740 (Site Remediation Program) and 35 IAC 742 (Tiered Approach to Corrective Action Objectives), Tier 1, for Residential properties. The purpose of this investigation was to delineate subsurface contamination adjacent to a historical UST area and adjacent to an area where elevated levels of arsenic were previously detected at the Subject Property.

EGSL conducted a Limited Phase II Subsurface Soil investigation on March 3, 2006. According to the report, arsenic was detected at a concentration of 450 mg/Kg along the northern portion of the Subject Property, between the pump house and Building 2/3/4. Additionally, two, 8,000-gallon underground storage tanks were removed in the immediate vicinity of this area of concern on November 16, 2007. Both tanks were in poor condition at the time of removal, and olfactory and visual observations indicated that the subsurface soil had been negatively impacted; as such, Office of the State Fire Marshal (OSFM) personnel identified that the USTs had been leaking. The incident was subsequently reported to the Illinois Emergency Management Agency (IEMA) and the IEPA Leaking Underground Storage Tank (LUST) section (LUST Incident number 20071279).

On April 24, 2008, EGSL advanced nine soil borings in the above-referenced areas of concern. 13 samples were submitted to *STAT Analysis Corporation* for analyses of BTEX/PNAs and/or Total Arsenic/TCLP Arsenic. According to the laboratory results, none of the samples contained chemicals of concern above IEPA Tier 1 Remediation Objectives (ROs), with the exception of arsenic, which was detected at SP-7 at a concentration of 14.0 mg/Kg, which is slightly above the Tier 1 RO of 13.0 mg/Kg for the ingestion exposure route.

Based on the above-referenced analytical results, it appears that the vertical and horizontal extent of negatively impacted subsurface soil in this area is approximately 1,150 cubic yards in size (1,500 tons).

2 BACKGROUND INFORMATION

2.1 Site Location and Description

The Subject Property is located at 300 North West Street, in a residential/industrial area of Marengo, Illinois and is approximately 45-acres in size. The Subject Property is currently occupied by *Arnold Magnetic Technologies*, which utilizes the site for the manufacturing of magnets and the production of rolled metal products.

2.2 Previous Site Investigations

EGSL conducted a Limited Phase II Subsurface Soil investigation on March 3, 2006. According to the report, arsenic was detected at a concentration of 450 mg/Kg along the northern portion of the Subject Property, between the pump house and Building 2/3/4. Additionally, two, 8,000-gallon underground storage tanks were removed in the immediate vicinity of this area of concern on November 16, 2007. Both tanks were in poor condition at the time of removal, and olfactory and visual observations indicated that the subsurface soil had been negatively impacted; as such, Office of the State Fire Marshal (OSFM) personnel identified that the USTs had been leaking. The incident was subsequently reported to the Illinois Emergency Management Agency (IEMA) and the IEPA Leaking Underground Storage Tank (LUST) section (LUST Incident number 20071279).

3 PHASE II SUBSURFACE SOIL INVESTIGATION ACTIVITIES

A Phase II Subsurface Soil Investigation was conducted in order to assess the potential for the presence of chemicals of concern (COC) in the subsurface soil present at the site. The investigation was conducted in accordance with 35 IAC 740 (SRP) and the COC were chosen from the Target Compound List (TCL) indicator contaminants identified in Appendix A of Part 740.

3.1 Field Sampling Procedures

EGSL utilized a Geoprobe® 6610DT track-mounted direct-push probe to advance a 5-foot by 2-inch soil sampler in order to retrieve continuous soil samples around the Subject Building. Soil samples were continuously collected to depths of 10 to 15-feet below ground surface (bgs). All soil samplers were lined with acetate tubes.

EGSL collected a total of nine soil samples (SP-1...SP-9) from throughout previously referenced areas of concern. See Appendix A for boring locations.

All soil samples were split into two parts: one to be placed into a sealed plastic bag for headspace analysis of volatile organic vapors and the other to be placed in laboratory supplied containers for potential analysis. The bagged samples were tested in the field with Photo-Ionization Detector (PID). The PID was used to screen each soil sample from each boring location for relative concentration of VOCs and does not provide separation of the contaminants into individual constituents. The utilization of this field-screening device provided immediate on-site data for use in the assessment of the site.

A total of 13 samples were submitted for analysis in order to analytically determine the presence and concentration of COC in the areas of concern. The depth and the type of analysis requested of the samples submitted to *STAT Analysis* are listed below:

Boring Number	Depth (feet)	BTEX/PNAs	Total Arsenic/ TCLP Arsenic
SP-1	5-7	X	
SP-1	13-15	X	
SP-2	4-6	X	
SP-3	4-6	X	
SP-4	5-7	X	
SP-5	6-8	X	
SP-5	8-10		X
SP-6	13-15		X
SP-7	8-10		X
SP-7	4-6		X
SP-8	8-10		X
SP-9	4-6		X
SP-9	8-10		X

The soil samples targeted for laboratory analysis of VOCs were packed into new 40-milliliter glass vials, pre-preserved in sodium bisulfate and methanol in accordance with EPA Method 5035. The soil samples collected for the remaining analysis were packed into one non-preserved 8-ounce wide-mouth jar with a Teflon-lined cap. *STAT Analysis* supplied all the glass vials and jars. All soil samples were stored on ice during soil sample collection activities and while being transported to *STAT*. Standard Chain-of-Custody procedures were followed to track the sample.

Cross-contamination during soil sampling was minimized by using an Alconox detergent wash and tap water rinse to decontaminate the sampling tools between each probe. Also, other sampling equipment and measurement tools were hand washed with an Alconox detergent wash and rinsed three times with distilled water between soil sample intervals. The tools were then placed on clean and decontaminated surfaces. Disposable latex gloves were worn during the collection of soil sampling events and were changed between each sample.

4 PHASE II SUBSURFACE INVESTIGATION RESULTS

The following section presents the physical and chemical results of the Phase II investigation, which include a description of the site subsurface and regional geology and the chemical findings in the soil samples submitted to the laboratory.

4.1 Subsurface Soil Chemical Results

The analytical test results of the soil samples were compared to the Soil Remediation Objectives (SROs) derived from the Illinois Environmental Protection Agency (IEPA) "adopted" IAC 742,

Tiered Approach to Corrective Action Objectives (TACO), Tier I for Industrial/Commercial and Residential properties and for Soil Component of the Groundwater Ingestion Route (SCGIR) (Class I Groundwater).

Listed below are all chemicals of concern that were detected above IEPA Tier 1 Remediation Objectives:

Chemical	Sample Number (Depth)	Concentration Detected (mg/Kg)	TACO Tier I RO (mg/Kg)	Exposure Pathway
Arsenic	GP-7 (4-6)	14.0	13.0	Residential Ingestion Industrial/Commercial Ingestion

5 CONCLUSIONS AND RECOMMENDATIONS

On April 24, 2008, EGSL advanced nine soil borings in the above-referenced areas of concern. 13 samples were submitted to *STAT Analysis Corporation* for analyses of BTEX/PNAs and/or Total Arsenic/TCLP Arsenic. According to the laboratory results, none of the samples contained chemicals of concern above IEPA Tier 1 Remediation Objectives (ROs), with the exception of arsenic, which was detected at SP-7 at a concentration of 14.0 mg/Kg, which is slightly above the Tier I RO of 13.0 mg/Kg for the ingestion exposure route.


Based on the above-referenced analytical results, it appears that the vertical and horizontal extent of negatively impacted subsurface soil in this area is approximately 1,150 cubic yards in size (1,500 tons).


6 SIGNATURES OF ENVIRONMENTAL PROFESSIONALS


This report pertains to the property located at 300 N. West Street, Marengo, Illinois. Our professional services have been performed using the degree of care and skill ordinarily exercised under similar circumstances by environmental professionals practicing in this field. The representations made in this report are accurate and true to the best knowledge of the undersigned.

Sincerely,

ENVIRONMENTAL GROUP SERVICES, LIMITED


Bill Lennon
Project Manager


Regina Tourtelot
Report Review


Vahooman Mirkhaef
President

Appendix A

Soil Boring Locations



Environmental
Group
Services
LTD.

517 W. Park Street
Suite 201
Chicago, IL 60607

Project Name:
300 West Street
Marengo, Illinois



Soil Boring

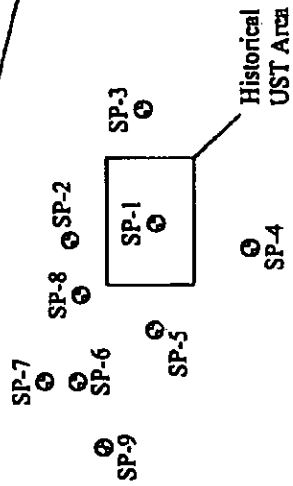
Drawing Title:
Boring Locations



1 in. = 50 ft.




Railroad Tracks




Water/Pump
House


Building 5




SP-1




SP-2



SP-3




SP-4




SP-5




SP-6



SP-7



SP-8



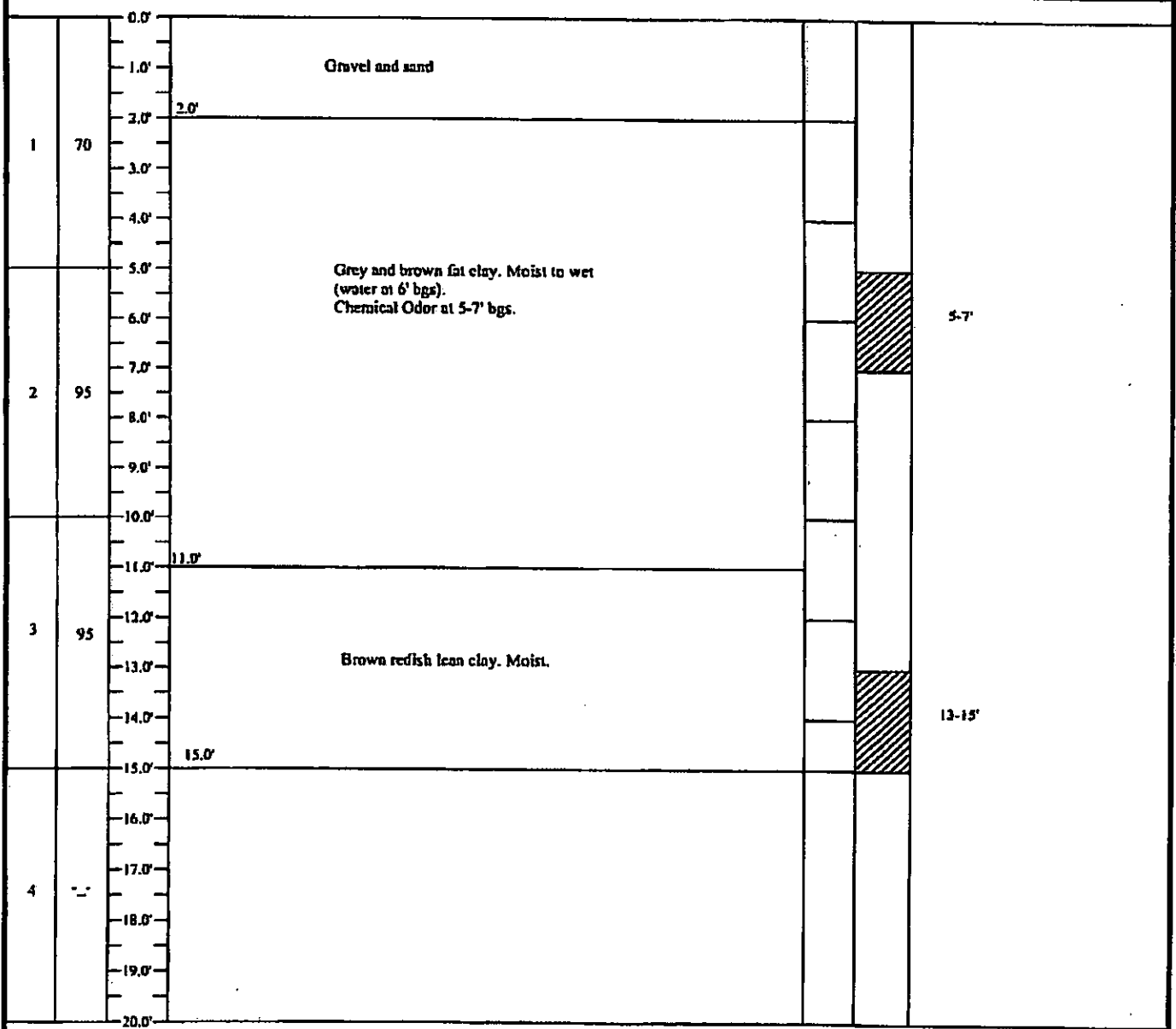
SP-9

Appendix B

Soil Boring Logs

Project Number 805247	Site Location 300 N West Street, Marengo, IL 60152	Boring Number SP-1
Sampling Date 4.24.08		Boring Location See Site Diagram

Core Number	Sample Recovery (%)	Depth (feet)	Detailed Soil and Rock Description	PHO/FID (ppm)	Submitted to Laboratory	Comments
-------------	---------------------	--------------	------------------------------------	---------------	-------------------------	----------



Note: Stratification lines are approximate; in-situ transition between soil types may be gradual.



Groundwater Depth 6' Rig Type Genrmbc 6610DT
 Boring Depth 10' Driller B. Lennon
 Geologist A. Vadnn


- Sample Submitted for Analysis
- Sample on Hold

Note: Boring backfilled unless otherwise noted.

Project Number 805247	Site Location 300 N West Street, Marengo, IL 60152	Boring Number SP-2
Sampling Date 4.24.08		Boring Location See Site Diagram


Core Number	Sample Recovery (%)	Depth (feet)	Detailed Soil and Rock Description	PT/DTD (ppm)	Submitted to Laboratory	Comments
1	60	0.0'	Gravel and sand.			
		2.0'				
2	45	2.0'	Grey fat clay and black peat (4-5.5' bgs). Moist to wet (water at 4' bgs).		<input checked="" type="checkbox"/>	4-6'
		6.0'				
3	--	6.0'	Brown redish lean clay. Moist.			
		10.0'				
4	--	10.0'				
		20.0'				

Note: Stratification lines are approximate; in-situ transition between soil types may be gradual.


	Groundwater Depth <u>4'</u>	Rig Type <u>Geoprobe 6610DT</u>	<input checked="" type="checkbox"/> Sample Submitted for Analysis
	Boring Depth <u>10'</u>	Driller <u>B. Lennon</u>	<input checked="" type="checkbox"/> Sample on Hold
		Geologist <u>A. Vaden</u>	
Note: Boring backfilled unless otherwise noted.			

<u>Project Number</u> 805247	<u>Site Location</u> 300 N West Street, Marengo, IL 60152	<u>Boring Number</u> SP-3
<u>Sampling Date</u> 4.24.08		<u>Boring Location</u> See Site Diagram

<u>Cone Number</u>	<u>Sample Recovery (%)</u>	<u>Depth (feet)</u>	<u>Detailed Soil and Rock Description</u>	<u>PI/D/FID (ppm)</u>	<u>Submitted to Laboratory</u>	<u>Comments</u>
--------------------	----------------------------	---------------------	---	-----------------------	--------------------------------	-----------------

1	70	0.0'	Asphalt, gravel, and sand.			
		3.0'				
2	80	3.0'	Grey fat clay and black peat (4-5.5' bgs). Moist to wet (water at 4' bgs).			4-6'
		6.0'				
		7.0'				
		7.0'	Grey fat clay and silty clay. Moist.			
		10.0'	Brown redish lean clay. Moist.			
3	--	10.0'				
		11.0'				
		12.0'				
		13.0'				
		14.0'				
4	--	15.0'				
		16.0'				
		17.0'				
		18.0'				
		19.0'				
		20.0'				


Note: Stratification lines are approximate; in-situ transition between soil types may be gradual.

	Groundwater Depth <u>4'</u>	Rig Type <u>Gennrobe 6610DT</u>	<input checked="" type="checkbox"/> Sample Submitted for Analysis
	Boring Depth <u>10'</u>	Driller <u>B. Lennon</u>	<input checked="" type="checkbox"/> Sample on Hold
		Geologist <u>A. Vahan</u>	


Note: Boring back-filled unless otherwise noted.


Project Number 805247	Site Location 300 N West Street, Marengo, IL 60152	Boring Number SP-4
Sampling Date 4.24.08		Boring Location See Site Diagram

Core Number	Sample Recovery (%)	Depth (feet)	Detailed Soil and Rock Description	PID/FID (ppm)	Submitted to Laboratory	Comments
-------------	---------------------	--------------	------------------------------------	---------------	-------------------------	----------

1	60	0.0'	Concrete and sand			
		3.0'				
2	65	5.0'	Grey and brown fat clay and silty clay. Moist.			S-7
		7.0'				
3	--	10.0'	Brown redish lean clay. Moist.			
		10.0'				
4	--	10.0'				
		20.0'				

Note: Stratification lines are approximate; in-situ transition between soil types may be gradual.

	Groundwater Depth <u>NA</u>	Rig Type <u>Geoprobe 66102T</u>	<input checked="" type="checkbox"/> Sample Submitted for Analysis
	Boring Depth <u>10'</u>	Driller <u>B. Lemmon</u>	<input checked="" type="checkbox"/> Sample on Hold
Geologist <u>A. Vadan</u>			
Note: Boring backfilled unless otherwise noted.			

<u>Project Number</u> 805247		<u>Site Location</u> 300 N West Street, Marengo, IL 60152		<u>Boring Number</u> SP-5		
<u>Sampling Date</u> 4.24.08				<u>Boring Location</u> See Site Diagram		
Core Number	Sample Recovery (%)	Depth (feet)	Detailed Soil and Rock Description	PID/PD (ppm)	Submitted to Laboratory	Comments
1	30	0.0' 1.0' 2.0' 3.0' 4.0' 5.0'	Gravel, sand, and brick debris.			
2	50	6.0' 7.0' 8.0' 9.0' 10.0'	Brown redish lean clay. Moist.		6-8' 8-10'	
3	--	10.0' 11.0' 12.0' 13.0' 14.0' 15.0'				
4	--	15.0' 16.0' 17.0' 18.0' 19.0' 20.0'				
Note: Stratification lines are approximate; in-situ transition between soil types may be gradual.						
		Groundwater Depth <u>NA</u>		Rig Type <u>Geoprobe 6610DT</u>		<input checked="" type="checkbox"/> Sample Submitted for Analysis
		Boring Depth <u>10'</u>		Driller <u>B. Lennon</u>		<input checked="" type="checkbox"/> Sample on Hold
		Geologist <u>A. Vondan</u>		Note: Boring backfilled unless otherwise noted.		

Project Number 805247		Site Location 300 N West Street, Marengo, IL 60152	Boring Number SP-6	
Sampling Date 4.24.08			Boring Location See Site Diagram	

Cone Number	Sample Recovery (%)	Depth (feet)	Detailed Soil and Rock Description	PID/FID (ppm)	Submitted to Laboratory	Comments
-------------	---------------------	--------------	------------------------------------	---------------	-------------------------	----------

1	--	0.0' 1.0' 2.0' 3.0' 4.0' 5.0'	No Recovery			
2	--	6.0' 7.0' 8.0' 9.0' 10.0'				
3	95	10.0'				
		11.0'	Grey and black fat clay. Moist.			
		12.0'				
		13.0'	Brown yellowish wet sand. Water 12-13' bgs.			
4	--	14.0'	Grey brown lean clay. Moist.			13-15'
		15.0'				
		16.0'				
		17.0' 18.0' 19.0' 20.0'				

Note: Stratification lines are approximate; in-situ transition between soil types may be gradual.



Groundwater Depth 12-13' Rig Type Geonmbs 6610DT
 Boring Depth 10' Driller B. Lennon
 Geologist A. Vadan

Sample Submitted for Analysis
 Sample on Hold

Note: Boring backfilled unless otherwise noted.

<u>Project Number</u> 805247	<u>Site Location</u> 300 N West Street, Marengo, IL 60152	<u>Boring Number</u> SP-7
<u>Sampling Date</u> 4.24.08		<u>Boring Location</u> See Site Diagram

Core Number	Sample Recovery (%)	Depth (feet)	Detailed Soil and Rock Description	PID/FID (ppm)	Submitted to Laboratory	Comments
1	20	0.0'	Asphalt, sand, and gravel.			
		4.5'				
2	60	5.0'	Grey fat clay and black peat. Moist.		<input checked="" type="checkbox"/>	4-5'
		6.0'				
		9.5'	Grey fat clay, silty clay, and sand. Moist.		<input type="checkbox"/>	
		10.0'				
10.0'	Brown lean clay. Moist.		<input checked="" type="checkbox"/>	8-10'		
3	--	11.0'				
4	--	12.0'				
		13.0'				
		14.0'				
		15.0'				
		16.0'				
		17.0'				
		18.0'				
		19.0'				
		20.0'				

Note: Stratification lines are approximate; in-situ transition between soil types may be gradual.

EGSL	Groundwater Depth <u>NA</u>	Rig Type <u>Geoprobe 6610DT</u>	<input checked="" type="checkbox"/> Sample Submitted for Analysis
	Boring Depth <u>10'</u>	Driller <u>B. Lemmon</u>	<input checked="" type="checkbox"/> Sample on Hold
			Geologist <u>A. Vadan</u>
Note: Boring back-filled unless otherwise noted.			

Project Number 805247	Site Location 300 N West Street, Marengo, IL 60152	Boring Number SP-8
---------------------------------	--	------------------------------

Sampling Date 4.24.08	Boring Location See Site Diagram
---------------------------------	--

Cone Number	Sample Recovery (%)	Depth (feet)	Detailed Soil and Rock Description	PID/PPID (ppm)	Submitted to Laboratory	Comments
-------------	---------------------	--------------	------------------------------------	----------------	-------------------------	----------



1	40	0.0'	Sand and gravel.			
		3.0'				
2	50	3.0'	Grey fat clay, silty clay, and black peat. Moist.			
		6.0'				
		7.0'				
		7.0'	Yellowish sand.			
		8.0'	Grey lean clay. Moist.			8-10'
3	1'	10.0'				
		11.0'				
		12.0'				
		13.0'				
		14.0'				
4	1'	15.0'				
		16.0'				
		17.0'				
		18.0'				
		19.0'				
		20.0'				

Note: Stratification lines are approximate; in-situ transition between soil types may be gradual.


	Groundwater Depth <u>NA</u>	Rig Type <u>Gerrube 6610DT</u>	<input checked="" type="checkbox"/> Sample Submitted for Analysis
	Boring Depth <u>10'</u>	Driller <u>B. Lennon</u>	<input checked="" type="checkbox"/> Sample on Hold
Geologist <u>A. Vadan</u>			
Note: Boring backfilled unless otherwise noted.			

<u>Project Number</u> 805247	<u>Site Location</u> 300 N West Street, Marengo, IL 60152	<u>Boring Number</u> SP-9
<u>Sampling Date</u> 4.24.08		<u>Boring Location</u> See Site Diagram

Core Number	Sample Recovery (%)	Depth (feet)	Detailed Soil and Rock Description	PID/FID (ppm)	Submitted in Laboratory	Comments
-------------	---------------------	--------------	------------------------------------	---------------	-------------------------	----------

1	50	0.0'	Asphalt, sand, and gravel.			
		3.5'				
2	80	4.0'	Grey fat clay nod black peat (4-5' bgs). Moist to wet (water at 6' bgs). Wet yellowish sand at 6' bgs.			4-6'
		7.0'				
3	--	8.0'	Brown lean clay. Moist.			8-10'
		10.0'				
4	--	11.0'				
		20.0'				

Note: Stratification lines are approximate; in-situ transition between soil types may be gradual.

	Groundwater Depth <u>6'</u>	Rig Type <u>Geoprobe 6610DT</u>	<input checked="" type="checkbox"/> Sample Submitted for Analysis
	Boring Depth <u>10'</u>	Driller <u>B. Lennon</u>	<input checked="" type="checkbox"/> Sample on Hold
Geologist <u>A. Vadan</u>			

Note: Boring backfilled unless otherwise noted.

Appendix C

Analytical Data

TACO Tier I Soil Remediation Objectives - Supplemental Residential Report (BTEX)

Client: Environmental Group Services, Ltd.
 Project: Marcano
 Laboratory: STAT ANALYSIS

Laboratory ID: 08040817-001 08040817-002 08040817-003 08040817-004 08040817-005
 Client Sample ID: SP-1 (5-7) SP-1 (13-15) SP-2 (4-6) SP-3 (4-6) SP-4 (5-7)
 Date Collected: 4/24/2008 7:00 4/24/2008 7:00 4/24/2008 7:15 4/24/2008 7:20 4/24/2008 7:35

CAS No.	Analyte	Residential Area Specific Value (mg/kg)	Construction Worker Protection Value (mg/kg)	Soil Cleanup Goal (mg/kg)	Soil Cleanup Goal (mg/kg)	Soil Cleanup Goal (mg/kg)
71-43-2	Benzene	12	0.8	2,300	2.2	0.03
108-88-3	Toluene	16,000	650	410,000	42	12
100-41-4	Ethylbenzene	7,800	400	20,000	58	13
1330-20-7	Xylenes, Total	16,000	320	41,000	5.6	150
						0.017
						0.0064
						0.0088
						0.014
						< 0.0045
						0.0056
						< 0.0045
						< 0.017
						< 0.0048
						< 0.0048
						< 0.015
						< 0.0057
						< 0.0057
						< 0.017
						< 0.017

All units are mg/kg unless otherwise noted.
 Based on IS IAC Part 742, Appendix D Table A.
 Boldfaced values have exceeded the lowest remediation objective.
 Construction Worker Objectives from IS IAC Part 742, Appendix B Table D.

TACO Tier I Soil Remediation Objectives - Supplemental Residential Report (BTEX)

Client: Environmental Group Services, Ltd.
 Project: Marengo
 Laboratory: STAT ANALYSIS

Laboratory ID: 08040817-006
 Client Sample ID: SP-5 (6-8)
 Date Collected: 4/24/2008 8:00

CAS No.	Analyte	Residential Use Specific Values (mg/kg)		Construction Worker (Res. Specific) Values (mg/kg)		Soil Comparison of Groundwater Injection (Res. Specific) Values (mg/kg)	
		108-88-3	1330-20-7	108-88-3	1330-20-7	108-88-3	1330-20-7
71-43-2	Benzene	12	0.8	2,300	2.2	0.03	0.17
108-88-3	Toluene	16,000	650	410,000	47	12	29
100-41-4	Ethylbenzene	7,800	400	20,000	58	13	19
1330-20-7	Xylenes, Total	16,000	320	41,000	5.6	150	150

All units are mg/kg unless otherwise noted.
 Based on 35 IAC Part 742, Appendix B Table A.
 Bolded/Italicized values have detected results exceeding the lowest remediation objective.
 Construction Worker Objectives from 35 IAC Part 742, Appendix B Table B.

TACO Tier I Soil Remediation Objectives - Supplemental Residential Report (PNA)

Client: Environmental Group Services, Ltd.
 Project: Marceg
 Laboratory: STAT ANALYSIS

Laboratory ID : 08040817-001 08040817-002 08040817-003 08040817-004 08040817-005
 Client Sample ID : SP-1 (5-7) SP-1 (13-15) SP-2 (4-6) SP-3 (4-6) SP-4 (5-7)
 Date Collected : 4/24/2008 7:00 4/24/2008 7:00 4/24/2008 7:15 4/24/2008 7:20 4/24/2008 7:35

CAS No.	Analyte	Residential (soil) Specific Values (mg/kg)		Construction Worker (soil) Specific Values (mg/kg)		600 Cosmopolitan Groundwater Region Specific Values (mg/kg)		570	2,900	< 0.03	< 0.03	< 0.03	< 0.03	< 0.03	< 0.03
		4,700	23,000	120,000	610,000	12,000	59,000								
83-32-9	Acenaphthene	---	---	---	---	---	---	0.56	< 0.027	< 0.03	< 0.03	< 0.03	< 0.03	< 0.03	< 0.031
208-96-8	Acenaphthylene	---	---	---	---	---	---	0.16	< 0.027	< 0.03	< 0.03	< 0.03	< 0.03	< 0.03	< 0.031
120-12-7	Anthracene	23,000	---	610,000	---	12,000	59,000	0.31	< 0.027	< 0.03	< 0.03	< 0.03	< 0.03	< 0.03	< 0.031
56-55-3	Benzo(a)anthracene	0.9	---	170	---	2	8	0.062	< 0.027	< 0.03	< 0.03	< 0.03	< 0.03	< 0.03	< 0.031
50-32-8	Benzo(a)pyrene	0.09	---	17	---	8	82	< 0.038	< 0.027	< 0.03	< 0.03	< 0.03	< 0.03	< 0.03	< 0.031
205-99-2	Benzo(b)fluoranthene	0.9	---	170	---	5	25	< 0.038	< 0.027	< 0.03	< 0.03	< 0.03	< 0.03	< 0.03	< 0.031
191-24-2	Benzo(g,h,i)perylene	---	---	---	---	---	---	< 0.038	< 0.027	< 0.03	< 0.03	< 0.03	< 0.03	< 0.03	< 0.031
207-08-9	Benzo(k)fluoranthene	9	---	1,700	---	49	250	< 0.038	< 0.027	< 0.03	< 0.03	< 0.03	< 0.03	< 0.03	< 0.031
218-01-9	Chrysene	88	---	17,000	---	160	800	0.093	< 0.027	< 0.03	< 0.03	< 0.03	< 0.03	< 0.03	< 0.031
53-70-3	Dibenz(a,h)anthracene	0.09	---	17	---	2	7.6	< 0.038	< 0.027	< 0.03	< 0.03	< 0.03	< 0.03	< 0.03	< 0.031
206-44-0	Fluoranthene	3,100	---	82,000	---	4,300	21,000	0.25	< 0.027	< 0.03	< 0.03	< 0.03	< 0.03	< 0.03	< 0.031
86-73-7	Fluorene	3,100	---	82,000	---	560	2,800	0.92	< 0.027	< 0.03	< 0.03	< 0.03	< 0.03	< 0.03	< 0.031
193-39-5	Indeno(1,2,3-cd)pyrene	0.9	---	170	---	14	69	< 0.038	< 0.027	< 0.03	< 0.03	< 0.03	< 0.03	< 0.03	< 0.031
91-20-3	Naphthalene	1,600	170	4,100	1.8	12	18	0.42	< 0.027	< 0.03	< 0.03	< 0.03	< 0.03	< 0.03	< 0.031
85-01-8	Phenanthrene	---	---	---	---	---	---	2.7	< 0.027	< 0.03	< 0.03	< 0.03	< 0.03	< 0.03	< 0.031
129-00-0	Pyrene	2,300	---	61,000	---	4,200	21,000	0.58	< 0.027	< 0.03	< 0.03	< 0.03	< 0.03	< 0.03	< 0.031

All units are mg/kg unless otherwise noted.
 Based on 35 IAC Part 742, Appendix B Table A.
 Dotted/Slanted values have detected results exceeding the lowest remediation objective.
 Construction Worker Objectives from 35 IAC Part 742, Appendix B Table B.

TACO Tier I Soil Remediation Objectives - Supplemental Residential Report (PNA)

Client: Environmental Group Services, Ltd.
 Project: Marango
 Laboratory: STAT ANALYSIS

Laboratory ID: 08040817-086
 Client Sample ID: SP-5 (6-B)
 Date Collected: 4/24/2008 8:00

CAS No.	Analyte	Residential Objectives for Soil		Commercial Objectives for Soil		Groundwater Objectives	
		Values	Units	Values	Units	Values	Units
83-32-9	Acenaphthene	4,700	---	120,000	---	570	2,900
208-96-8	Acenaphthylene						<0.029
120-12-7	Anthracene	23,000	---	610,000	---	12,000	59,000
56-55-3	Benzo(a)anthracene	0.9	---	170	---	2	8
50-32-8	Benzo(a)pyrene	0.09	---	17	---	8	82
205-99-2	Benzo(b)fluoranthene	0.9	---	170	---	5	25
191-24-2	Benzo(e,h)perylene						<0.029
207-08-9	Benzo(k)fluoranthene	9	---	1,700	---	49	250
218-01-9	Chrysene	88	---	17,000	---	160	800
53-70-3	Dibenz(a,h)anthracene	0.09	---	17	---	2	7.6
206-44-0	Fluoranthene	3,100	---	82,000	---	4,300	21,000
86-73-7	Fluorene	3,100	---	82,000	---	560	2,800
193-39-5	Indeno(1,2,3-cd)pyrene	0.9	---	170	---	14	69
91-20-3	Naphthalene	1,600	170	4,100	1.8	12	18
85-01-8	Phenanthrene						<0.029
129-00-0	Pyrene	2,100	---	61,000	---	4,200	21,000

All units are mg/kg unless otherwise noted.
 Based on 35 IAC Part 742, Appendix B Table A.
 Bolded/Shaded values have detected results exceeding the lowest remediation objective.
 Construction Worker Objectives from 35 IAC Part 742, Appendix B Table B.

TACO Tier I Soil Remediation Objectives - Supplemental Residential Report (INORG)

Client: Environmental Group Services, Ltd.
 Project: Mirrengo
 Laboratory: STAT ANALYSIS

Laboratory ID: 08040817-007 08040817-008 08040817-009 08040817-010 08040817-011
 Client Sample ID: SP-6 (13-15) SP-7 (R-10) SP-7 (4-6) SP-8 (8-10) SP-9 (4-6)
 Date Collected: 4/24/2008 8:30 4/24/2008 8:35 4/24/2008 8:35 4/24/2008 9:00 4/24/2008 9:30

CAS No.	Analyte	Field/In Lab	Construction Worker Health Study	Shaded	1.7	8.6	5.1	7.1
7440-38-2	Arsenic	13.0/11.3	750	61	25,000			

All units are mg/kg unless otherwise noted.

Based on 35 IAC Part 742, Appendix B Table A.

Shaded values have detected results exceeding the lowest remediation objective.

Construction Worker Objectives from 35 IAC Part 742, Appendix B Table B.

TACO Tier I Soil Remediation Objectives - Supplemental Residential Report (INORG)

Client: Environmental Group Services, Ltd.
 Project: Murengo
 Laboratory: STAT ANALYSIS

Laboratory ID: 08040817-012
 Client Sample ID: SP-9 (8-10)
 Date Collected: 4/24/2008 9:30

08040817-013
 SP-5 (8-10)
 4/24/2008 8:00

CAS No.	Analyte	Residential (mg/kg) (10/01/03)	Construction Worker (mg/kg) (10/01/03)	California Worker (mg/kg) (10/01/03)	California Worker (mg/kg) (10/01/03)	California Worker (mg/kg) (10/01/03)
7440-38-2	Arsenic	13.07/1.3	750	61	25,000	3.2

All units are mg/kg unless otherwise noted.
 Based on 33 IAC Part 742, Appendix B Table A.
 Bold/Shadowed values have detected results exceeding the lowest remediation objective.
 Construction Worker Objectives from 33 IAC Part 742, Appendix B Table B.

TACO Tier I Soil Remediation Objectives - Supplemental Residential Report (TCLP)

Client: Environmental Group Services, Ltd.
 Project: Murengo
 Laboratory: STAT ANALYSIS

Laboratory ID: 08040817-007 08040817-008 08040817-009 08040817-010 08040817-011
 Client Sample ID: SP-6 (13-15) SP-7 (8-10) SP-7 (4-6) SP-8 (8-10) SP-9 (4-6)
 Date Collected: 4/24/2008 8:30 4/24/2008 8:35 4/24/2008 8:35 4/24/2008 9:00 4/24/2008 9:30

CAS No.	Analytic	0.05	0.2	< 0.01	0.014	< 0.01	< 0.01
7440-38-2	Asbestos						
	Residential Use Special Values for Soil						
	Construction Worker Special Values for Soil						
	Groundwater Protection Special Values for Soil						
	Asbestos (All Phases)						
	Asbestos (Sulfide)						
	Asbestos (Amphibole)						
	Asbestos (Chrysotile)						
	Asbestos (Tremolite)						
	Asbestos (Actinolite)						
	Asbestos (Anthropogenic)						
	Asbestos (Natural)						
	Asbestos (Total)						
	Asbestos (All Phases) - Construction Worker						
	Asbestos (All Phases) - Groundwater Protection						
	Asbestos (All Phases) - Residential Use						

All units are mg/L unless otherwise noted.
 Based on 33 IAC Part 742, Appendix B Table A.
 Boldfaced/Shaded values have detected results exceeding the lowest remediation objective.
 Construction Worker Objectives from 33 IAC Part 742, Appendix B Table D.

TACO Tier I Soil Remediation Objectives - Supplemental Residential Report (TCCLP)

Client: Environmental Group Services, Ltd.
 Project: Miramigo
 Laboratory: STAT ANALYSIS

Laboratory ID: 08040817-012 08040817-013
 Client Sample ID: SP-9 (8-10) SP-5 (8-10)
 Date Collected: 4/24/2008 9:30 4/24/2008 8:00

CAS No.	Analyte	Soil Contaminant	Construction Worker	Soil Contaminant	Construction Worker	Soil Contaminant	Construction Worker
7440-38-2	Arsenic	0.05	0.2	<0.01	<0.01	<0.01	<0.01

All units are mg/l, unless otherwise noted.
 Based on 35 IAC Part 742, Appendix B Table A.
 Bold/Shaded values have detected results exceeding the lowest remediation objective.
 Construction Worker Objectives from 35 IAC Part 742, Appendix B Table B.

TACO Tier I Soil Remediation Objectives - Supplemental Report (Background)

Client: Environmental Group Services, Ltd.
 Project: Mirengin
 Laboratory: STAT ANALYSIS

Laboratory ID: 08040817-001 08040817-002 08040817-003 08040817-004 08040817-005 08040817-006 08040817-007 08040817-008
 Client Sample ID: SP-1 (5-7) SP-1 (13-15) SP-2 (4-6) SP-3 (4-6) SP-4 (5-7) SP-5 (6-8) SP-6 (13-15) SP-7 (8-10)
 Date Collected: 4/24/2008 7:00 4/24/2008 7:00 4/24/2008 7:15 4/24/2008 7:20 4/24/2008 7:35 4/24/2008 8:00 4/24/2008 8:30 4/24/2008 8:35

PNA	Analyte	Concentration (C) (Chemical)				Mirengin	Walla MSA	Oatman MSA	Darius MSA
		City of Gallegos	Walla MSA	Oatman MSA	Darius MSA				
	Acenaphthene	0.09	0.13	0.04					
	Acenaphthylene	0.03	0.07	0.04					
	Anthracene	0.25	0.40	0.14	0.31				
	Benzo(a)anthracene	1.1	1.8	0.72	0.62				
	Benzo(b)fluoranthene	1.3	2.1	0.98	<0.038				
	Benzo(k)fluoranthene	1.5	2.1	0.70	<0.038				
	Benzo(g,h,i)perylene	0.68	1.7	0.84	<0.038				
	Benzo(s)fluoranthene	1.0	1.7	0.63	<0.038				
	Chrysene	1.2	2.7	1.1	0.93				
	Dibenz(a,h)anthracene	0.20	0.42	0.15	<0.038				
	Fluoranthene	2.7	4.1	1.8	0.25				
	Fluorene	0.10	0.18	0.04					
	Indeno(1,2,3-cd)pyrene	0.86	1.6	0.51	<0.038				
	Naphthalene	0.04	0.20	0.17					
	Phenanthrene	1.3	2.5	0.99					
	Pyrene	1.9	3.0	1.2	0.58				
INORG	Arsenic		13.0	11.3					
								1.7	
								8.6	

MSA - Mirengin Statistical Area
 All units are mg/kg unless otherwise noted.
 Based on 35 IAC Part 742, Appendix A Table G and Table H.
 Bold/Shaded values exceed the within MSA background level.

TACO Tier 1 Soil Remediation Objectives - Supplemental Report (Background)

Client: Environmental Group Services, Ltd.
 Project: Murengo
 Laboratory: STAT ANALYSIS

Laboratory ID: 08040817-009 08040817-010 08040817-011 08040817-012 08040817-013
 Client Sample ID: SP-7 (4-6) SP-8 (8-10) SP-9 (4-6) SP-9 (8-10) SP-5 (8-10)
 Date Collected: 4/24/2008 8:35 4/24/2008 9:00 4/24/2008 9:30 4/24/2008 9:30 4/24/2008 8:00

PNA	Analyte	Concentration of Contaminant in Background Soil		MCL	Date	MCL Unit
		City of Chicago	Wilbur Smith			
	Acenaphthene	0.09	0.13	0.04		
	Acenaphthylene	0.03	0.07	0.04		
	Anthracene	0.25	0.40	0.14		
	Benz(a)anthracene	1.1	1.8	0.72		
	Benz(a)pyrene	1.3	2.1	0.98		
	Benz(b)fluoranthene	1.5	2.1	0.70		
	Benzo(k)fluoranthene	0.68	1.7	0.84		
	Chrysene	1.0	1.7	0.63		
	Dibenz(a,h)anthracene	1.2	2.7	1.1		
	Fluoranthene	0.20	0.42	0.15		
	Fluorene	2.7	4.1	1.8		
	Indeno(1,2,3-cd)pyrene	0.10	0.18	0.04		
	Naphthalene	0.86	1.6	0.51		
	Phenanthrene	0.04	0.20	0.17		
	Pyrene	1.3	2.5	0.99		
	Ascaric	1.9	3.0	1.2		
INORG		13.0	5.1	7.1	2.6	3.2

MSA - Nonpoint Statistical Area
 All units are mg/kg unless otherwise noted.
 Based on 35 IAC Part 742, Appendix A Table G and Table H.
 Bolded/Shaded values exceed the within MSA background level.

TACO Tier I Soil Remediation Objectives - Supplemental Report (Soil Saturation Limits)

Client: Environmental Group Services, Ltd.
 Project: Mirango
 Laboratory: STAT ANALYSIS

Laboratory ID : 08040817-001 08040817-002 08040817-003 08040817-004 08040817-005 08040817-006
 Client Sample ID : SP-1 (S-7) SP-1 (13-15) SP-2 (4-6) SP-3 (4-6) SP-4 (S-7) SP-5 (6-8)
 Date Collected : 4/24/2008 7:00 4/24/2008 7:00 4/24/2008 7:15 4/24/2008 7:20 4/24/2008 7:35 4/24/2008 8:00



CAS No.	Analyte	870	< 0.0045	< 0.0056	< 0.0048	< 0.0057	< 0.0045
BTEX 71-3-2	Benzene	0.0067	< 0.0045	< 0.0056	< 0.0048	< 0.0057	< 0.0045
108-88-3	Toluene	0.0064	0.0056	< 0.0056	< 0.0048	< 0.0057	0.0085
100-41-4	Ethylbenzene	0.0088	< 0.0045	< 0.0056	< 0.0048	< 0.0057	< 0.0045
1330-20-7	Xylenes, Total	0.014	< 0.014	< 0.017	< 0.015	< 0.017	< 0.014

TACO Tier I Soil Remediation Objectives - Residential Exceedance Report

Client: Environmental Group Services, Ltd.
 Project: Marengo
 Laboratory: STAT ANALYSIS

Test	Chemical	Sample Number	Concentration Detected (ppm)	TACO Tier I RO (mg/Kg)	Exposure Pathway
PNA	Accenaphthene	SP-1 (5-7)	0.56	0.13 0.04 0.09	Within MSA Background Outside MSA Background City of Chicago Background
PNA	Accenaphthylene	SP-1 (5-7)	0.16	0.07 0.04 0.03	Within MSA Background Outside MSA Background City of Chicago Background
PNA	Anthracene	SP-1 (5-7)	0.31	0.14 0.25	Outside MSA Background City of Chicago Background
PNA	Fluorene	SP-1 (5-7)	0.92	0.18 0.04 0.10	Within MSA Background Outside MSA Background City of Chicago Background
PNA	Naphthalene	SP-1 (5-7)	0.42	0.20 0.17 0.04	Within MSA Background Outside MSA Background City of Chicago Background
PNA	Phenanthrene	SP-1 (5-7)	2.7	2.5 0.99 1.3	Within MSA Background Outside MSA Background City of Chicago Background
INORG	Arsenic	SP-7 (4-6)	14	13.0/11.3 13.0 11.3	Residential Ingestion Within MSA Background Outside MSA Background

TACO Tier I Soil Remediation Objectives - Residential Exceedance Report

Client: Environmental Group Services, Ltd.

Project: Marcngo

Laboratory: STAT ANALYSIS

Test	Chemical	Sample Number	Concentration Detected (ppm)	TACO/Tier I RO (mg/Kg)	Exposure Pathway
INORG	Arsenic	SP-7 (4-6)	14	13.0/11.3	Residential Ingestion
INORG	Arsenic	SP-7 (4-6)	14	13.0	Within MSA Background
PNA	Acenaphthene	SP-1 (5-7)	0.56	0.13	Within MSA Background
PNA	Acenaphthylene	SP-1 (5-7)	0.16	0.07	Within MSA Background
PNA	Fluorene	SP-1 (5-7)	0.92	0.18	Within MSA Background
PNA	Naphthalene	SP-1 (5-7)	0.42	0.20	Within MSA Background
PNA	Phenanthrene	SP-1 (5-7)	2.7	2.5	Within MSA Background
INORG	Arsenic	SP-7 (4-6)	14	11.3	Outside MSA Background
PNA	Acenaphthene	SP-1 (5-7)	0.56	0.04	Outside MSA Background
PNA	Acenaphthylene	SP-1 (5-7)	0.16	0.04	Outside MSA Background
PNA	Anthracene	SP-1 (5-7)	0.31	0.14	Outside MSA Background
PNA	Fluorene	SP-1 (5-7)	0.92	0.04	Outside MSA Background
PNA	Naphthalene	SP-1 (5-7)	0.42	0.17	Outside MSA Background
PNA	Phenanthrene	SP-1 (5-7)	2.7	0.99	Outside MSA Background
PNA	Acenaphthene	SP-1 (5-7)	0.56	0.09	City of Chicago Background
PNA	Acenaphthylene	SP-1 (5-7)	0.16	0.03	City of Chicago Background
PNA	Anthracene	SP-1 (5-7)	0.31	0.25	City of Chicago Background
PNA	Fluorene	SP-1 (5-7)	0.92	0.10	City of Chicago Background
PNA	Naphthalene	SP-1 (5-7)	0.42	0.04	City of Chicago Background
PNA	Phenanthrene	SP-1 (5-7)	2.7	1.3	City of Chicago Background

TACO Tier I Soil Remediation Objectives - Supplemental Industrial/Commercial Report (BTEX)

Client: Environmental Group Services, Ltd.
 Project: Murengo
 Laboratory: STAT ANALYSIS

Laboratory ID: 08040817-001 08040817-002 08040817-003 08040817-004 08040817-005
 Client Sample ID: SP-1 (5-7) SP-1 (13-15) SP-2 (4-6) SP-3 (4-6) SP-4 (5-7)
 Date Collected: 4/24/2008 7:00 4/24/2008 7:00 4/24/2008 7:15 4/24/2008 7:20 4/24/2008 7:35

CAS No.	Analyte	Industrial Spent Solvent Remediation Values (mg/kg)		Construction Water Remediation Values (mg/kg)		Soil Compaction Remediation Values (mg/kg)		Soil Compaction Remediation Values (mg/kg)	Soil Compaction Remediation Values (mg/kg)					
		100	410,000	2,300	410,000	2.2	42			0.03	0.17			
71-43-2	Benzene	100	410,000	2,300	410,000	2.2	42	0.03	0.17	0.0067	< 0.0045	< 0.0056	< 0.0048	< 0.0057
108-88-3	Toluene	410,000	410,000	410,000	410,000	42	42	12	29	0.0064	0.0056	< 0.0056	< 0.0048	< 0.0057
100-41-4	Ethylbenzene	200,000	410,000	20,000	20,000	58	58	13	19	0.0088	< 0.0045	< 0.0056	< 0.0048	< 0.0057
1330-20-7	Xylenes, Total	410,000	410,000	41,000	41,000	5.6	5.6	150	150	0.014	< 0.014	< 0.017	< 0.015	< 0.017

All units are mg/kg unless otherwise noted.
 Based on 35 IAC Part 742, Appendix D Table D.
 Bolded/Shaded values have detected results exceeding the lowest remediation objective.

TACO Tier 1 Soil Remediation Objectives - Supplemental Industrial/Commercial Report (BTEX)

Client: Environmental Group Services, Ltd.
 Project: Murengo
 Laboratory: STAT ANALYSIS

Laboratory ID : 08040817-006
 Client Sample ID : SP-5 (6-8)
 Date Collected : 4/24/2008 8:00

CAS No.	Analyte	Remediation Objective Soil Specific Values (ppm)	Construction Worker Remediation Objective Soil Specific Values (ppm)	Soil Component of Groundwater (ppm)	Soil Component of Groundwater (ppm)
71-43-2	Benzene	1.6	2.2	0.03	0.17
108-88-3	Toluene	650	42	12	29
100-41-4	Ethylbenzene	400	58	13	19
1330-20-7	Xylenes, Total	320	5.6	150	150

All units are mg/kg unless otherwise noted.
 Based on 35 IAC Part 742, Appendix B Table D.
 Dotted/Shaded values have detected results exceeding the lowest remediation objective.

TACO Tier 1 Soil Remediation Objectives - Supplemental Industrial/Commercial Report (PNA)

Client: Environmental Group Services, Ltd.
 Project: Marengo
 Laboratory: STAT ANALYSIS

Laboratory ID: 08040817-001 08040817-002 08040817-003 08040817-004 08040817-005
 Client Sample ID: SP-1 (5-7) SP-1 (13-15) SP-2 (4-6) SP-3 (4-6) SP-4 (5-7)
 Date Collected: 4/24/2008 7:00 4/24/2008 7:00 4/24/2008 7:15 4/24/2008 7:20 4/24/2008 7:35

CAS No.	Analyte	Industrial/Commercial Mobile Specific Values for Soil		Goldfields World Point Specific Values for Soil		Ball Components of Groundwater Under Deposited Areas				
		120,000	---	120,000	---	570	2,900			
83-32-9	Acenaphthene	120,000	---	120,000	---	570	2,900	<0.027	<0.03	<0.031
208-96-8	Acenaphthylene							<0.027	<0.03	<0.031
120-12-7	Anthracene	610,000	---	610,000	---	12,000	59,000	<0.027	<0.03	<0.031
56-35-3	Benzo(a)anthracene	8	---	170	---	2	8	<0.027	<0.03	<0.031
50-32-8	Benzo(a)pyrene	0.8	---	17	---	8	82	<0.038	<0.03	<0.031
205-99-2	Benzo(b)fluoranthene	8	---	170	---	5	25	<0.027	<0.03	<0.031
191-24-2	Benzo(g,h,i)perylene							<0.027	<0.03	<0.031
207-08-9	Benzo(k)fluoranthene	78	---	1,700	---	49	250	<0.027	<0.03	<0.031
218-01-9	Chrysene	780	---	17,000	---	160	800	<0.027	<0.03	<0.031
53-70-3	Dibenz(a,h)anthracene	0.8	---	17	---	2	7.6	<0.038	<0.03	<0.031
206-44-0	Fluoranthene	82,000	---	82,000	---	4,100	21,000	<0.027	<0.03	<0.031
86-73-7	Fluorene	82,000	---	82,000	---	560	2,800	<0.027	<0.03	<0.031
193-39-5	Indeno(1,2,3-cd)pyrene	8	---	170	---	14	69	<0.038	<0.03	<0.031
91-20-3	Naphthalene	41,000	270	4,100	1.8	12	18	<0.027	<0.03	<0.031
83-01-8	Phenanthrene							2.7	<0.03	<0.031
129-00-0	Pyrene	61,000	---	61,000	---	4,200	21,000	<0.027	<0.03	<0.031

All units are mg/kg unless otherwise noted.
 Based on 35 IAC Part 742, Appendix B Table B.
 Bolded/Underlined values have detected results exceeding the lowest remediation objective.

TACO Tier I Soil Remediation Objectives - Supplemental Industrial/Commercial Report (PNA)

Client: Environmental Group Services, Ltd.
 Project: Marengo
 Laboratory: STAT ANALYSIS

Laboratory ID: 08040817-006
 Client Sample ID: SP-5 (6-8)
 Date Collected: 4/24/2008 8:00

CAS No.	Analyte	Wet Weight Basis (mg/kg)		Dry Weight Basis (mg/kg)		Soil Concentration (mg/kg)		Soil Concentration (mg/kg)	Soil Concentration (mg/kg)
		120,000	---	120,000	---	570	2,900		
83-32-9	Acenaphthene	120,000	---	120,000	---	570	2,900	< 0.029	< 0.029
208-96-8	Acenaphthylene	---	---	---	---	---	---	< 0.029	< 0.029
120-12-7	Anthracene	610,000	---	610,000	---	12,000	59,000	< 0.029	< 0.029
56-55-3	Benzo(a)anthracene	8	---	170	---	2	8	< 0.029	< 0.029
50-32-8	Benzo(a)pyrene	0.8	---	17	---	8	82	< 0.029	< 0.029
205-99-2	Benzo(b)fluoranthene	8	---	170	---	5	25	< 0.029	< 0.029
191-24-2	Benzo(g,h,i)perylene	---	---	---	---	---	---	< 0.029	< 0.029
207-08-9	Benzo(k)fluoranthene	78	---	1,700	---	49	250	< 0.029	< 0.029
218-01-9	Chrysene	780	---	17,000	---	160	800	< 0.029	< 0.029
53-70-3	Dibenz(a,h)anthracene	0.8	---	17	---	2	7.6	< 0.029	< 0.029
206-44-0	Fluoranthene	82,000	---	82,000	---	4,300	21,000	< 0.029	< 0.029
86-73-7	Fluorene	82,000	---	82,000	---	560	2,800	< 0.029	< 0.029
193-39-5	Indeno(1,2,3-cd)pyrene	8	---	170	---	14	69	< 0.029	< 0.029
91-20-3	Naphthalene	41,000	270	4,100	1.8	12	18	< 0.029	< 0.029
85-01-8	Phenanthrene	---	---	---	---	---	---	< 0.029	< 0.029
129-00-0	Pyrene	61,000	---	61,000	---	4,200	21,000	< 0.029	< 0.029

All units are mg/kg unless otherwise noted.
 Based on 35 IAC Part 742, Appendix B Table B.
 Bold/shaded values have detected results exceeding the lowest remediation objective.

TACO Tier I Soil Remediation Objectives - Supplemental Industrial/Commercial Report (INORG)

Client: Environmental Group Services, Ltd.
 Project: Marcngo
 Laboratory: STAT ANALYSIS

Laboratory ID: 08040817-007 08040817-008 08040817-009 08040817-010 08040817-011
 Client Sample ID: SP-6 (13-15) SP-7 (8-10) SP-7 (4-6) SP-8 (8-10) SP-9 (4-6)
 Date Collected: 4/24/2008 8:30 4/24/2008 8:35 4/24/2008 8:35 4/24/2008 9:00 4/24/2008 9:30

CAS No.	Analyte	Industrial/Commercial/Institutional Sites for Soil Specimens	Concentration	Soil Core Point ID	Groundwater/Fertilizer Exposure Region/Value
7440-38-2	Antonic	13.0/11.3	1,200	61	25,000
				1.7	8.6
					5.1
					7.1

All units are mg/kg unless otherwise noted.
 Based on 35 IAC Part 742, Appendix B Table B.
 Bolded/Shadowed values have detected results exceeding the lowest remediation objective.

TACO Tier I Soil Remediation Objectives - Supplemental Industrial/Commercial Report (INORG)

Client: Environmental Group Services, Ltd.
 Project: Marengo
 Laboratory: STAT ANALYSIS

Laboratory ID: 08040817-012 08040817-013
 Client Sample ID: SP-9 (R-10) SP-5 (R-10)
 Date Collected: 4/24/2008 9:30 4/24/2008 8:00

CAS No.	Analyte	13.0/11.3	1,200	61	25,000	2.6	3.2
7440-38-2	Arsenic	13.0/11.3	1,200	61	25,000	2.6	3.2

All units are mg/kg, unless otherwise noted.
 Based on 35 IAC Part 742, Appendix D Table D.
 Bold/Shaded values have detected results exceeding the lowest remediation objective.

TACO Tier I Soil Remediation Objectives - Supplemental Industrial/Commercial Report (TCLP)

Client: Environmental Group Services, Ltd.
 Project: Marenge
 Laboratory: STAT ANALYSIS

Laboratory ID: 08040817-007 08040817-008 08040817-009 08040817-010 08040817-011
 Client Sample ID: SP-6 (13-15) SP-7 (8-10) SP-7 (4-6) SP-8 (8-10) SP-9 (4-6)
 Date Collected: 4/24/2008 8:30 4/24/2008 8:35 4/24/2008 8:35 4/24/2008 9:00 4/24/2008 9:30

CAS No.	Analyte	0.05	0.2	<0.01	0.014	<0.01	<0.01	<0.01
7440-38-2	Arsenic	0.05	0.2	<0.01	0.014	<0.01	<0.01	<0.01

All units are mg/L, unless otherwise noted.
 Based on 35 IAC, Part 742, Appendix B Table B.
 Bolded/Standard values have detected results exceeding the lowest remediation objective.

TACO Tier 1 Soil Remediation Objectives - Supplemental Industrial/Commercial Report (TCLP)

Client: Environmental Group Services, Ltd.
 Project: Marengo
 Laboratory: STAT ANALYSIS

Laboratory ID: 08040817-012 08040817-013
 Client Sample ID: SP-9 (8-10) SP-5 (8-10)
 Date Collected: 4/24/2008 9:30 4/24/2008 8:00

CAS No.	Analyte	Industrial/Commercial Remediation Objectives for Soil	Construction Worker Protective Values for Soil	(Soil) Construction/ Groundwater/Ingestion Exposure Values	0.05	0.2	<0.01	<0.01
7440-38-2	Arsenic	0.05	0.2	<0.01	<0.01	<0.01	<0.01	<0.01

All units are mg/L, unless otherwise noted.
 Based on 35 IAC Part 742, Appendix D Table B.
 Dotted/Shaded values have detected results exceeding the lowest remediation objective.

TACO Tier I Soil Remediation Objectives - Supplemental Report (Background)

Client: Environmental Group Services, Ltd.
 Project: Mirango
 Laboratory: STAT ANALYSIS

Laboratory ID: 08040817-001 08040817-002 08040817-003 08040817-004 08040817-005 08040817-006 08040817-007 08040817-008
 Client Sample ID: SP-1 (5-7) SP-1 (13-15) SP-2 (4-6) SP-3 (4-6) SP-4 (5-7) SP-5 (6-8) SP-6 (13-15) SP-7 (8-10)
 Date Collected: 4/24/2008 7:00 4/24/2008 7:00 4/24/2008 7:15 4/24/2008 7:20 4/24/2008 7:35 4/24/2008 8:00 4/24/2008 8:30 4/24/2008 8:35

PNA	Analyte	Concentration of Groundwater								
		0.09	0.13	0.04	0.04	<0.027	<0.03	<0.03	<0.031	<0.029
	Acenaphthene	0.03	0.07	0.04	0.04	<0.027	<0.03	<0.03	<0.031	<0.029
	Acenaphthylene	0.25	0.40	0.14	0.14	<0.027	<0.03	<0.03	<0.031	<0.029
	Anthracene	1.1	1.8	0.72	0.62	<0.027	<0.03	<0.03	<0.031	<0.029
	Benz(a)anthracene	1.3	2.1	0.98	<0.038	<0.027	<0.03	<0.03	<0.031	<0.029
	Benz(a)pyrene	1.5	2.1	0.70	<0.038	<0.027	<0.03	<0.03	<0.031	<0.029
	Benz(b)fluoranthene	0.68	1.7	0.84	<0.038	<0.027	<0.03	<0.03	<0.031	<0.029
	Benzofl(u)oranthene	1.0	1.7	0.63	<0.038	<0.027	<0.03	<0.03	<0.031	<0.029
	Chrysene	1.2	2.7	1.1	0.93	<0.027	<0.03	<0.03	<0.031	<0.029
	Dibenz(a,h)anthracene	0.20	0.42	0.15	<0.038	<0.027	<0.03	<0.03	<0.031	<0.029
	Fluoranthene	2.7	4.1	1.8	0.25	<0.027	<0.03	<0.03	<0.031	<0.029
	Fluorene	0.10	0.18	0.04	0.04	<0.027	<0.03	<0.03	<0.031	<0.029
	Indeno(1,2,3-cd)pyrene	0.86	1.6	0.51	<0.038	<0.027	<0.03	<0.03	<0.031	<0.029
	Naphthalene	0.04	0.20	0.17	<0.038	<0.027	<0.03	<0.03	<0.031	<0.029
	Phenanthrene	1.3	2.5	0.99	0.58	<0.027	<0.03	<0.03	<0.031	<0.029
	Pyrene	1.9	3.0	1.2	0.58	<0.027	<0.03	<0.03	<0.031	<0.029
INORG	Arsenic	13.0	13.0	11.3	11.3	<0.027	<0.03	<0.03	<0.031	<0.029
									1.7	8.6

MSA - Metropolitan Statistical Area
 All units are mg/Kg unless otherwise noted.
 Based on 35 IAC Part 742, Appendix A Table G and Table H.
 Bolded/Shaded values exceed the within MSA background level.

TACO Tier I Soil Remediation Objectives - Supplemental Report (Background)

Client: Environmental Group Services, Ltd.
 Project: Marengo
 Laboratory: STAT ANALYSIS

Laboratory ID: 08040817-009 08040817-010 08040817-011 08040817-012 08040817-013
 Client Sample ID: SP-7 (4-6) SP-8 (8-10) SP-9 (4-6) SP-9 (8-10) SP-5 (8-10)
 Date Collected: 4/24/2008 8:35 4/24/2008 9:00 4/24/2008 9:30 4/24/2008 9:30 4/24/2008 8:00

Analyte	Concentration of Chemicals				
	City of Chicago Background	Within MSA	Outside MSA	Outside MSA	Outside MSA
PNA					
Acenaphthene	0.09	0.13	0.04		
Acenaphthylene	0.03	0.07	0.04		
Anthracene	0.25	0.40	0.14		
Benzo(a)anthracene	1.1	1.8	0.72		
Benzo(b)pyrene	1.3	2.1	0.98		
Benzo(k)fluoranthene	1.5	2.1	0.70		
Benzo(g,h,i)perylene	0.68	1.7	0.84		
Benzo(k)fluoranthene	1.0	1.7	0.63		
Chrysene	1.2	2.7	1.1		
Dibenz(a,h)anthracene	0.20	0.42	0.15		
Fluoranthene	2.7	4.1	1.8		
Fluorene	0.10	0.18	0.04		
Indeno(1,2,3-cd)pyrene	0.86	1.6	0.51		
Naphthalene	0.04	0.20	0.17		
Phenanthrene	1.3	2.5	0.99		
Pyrene	1.9	3.0	1.2		
INORG					
Arsenic			11.3	5.1	7.1
					2.6
					3.2

MSA - Metropolitan Statistical Area
 All units are mg/Kg unless otherwise noted.
 Based on 35 IAC Part 742, Appendix A Table G and Table H.
 Bold/Shaded values exceed the within MSA background level.

TACO Tier I Soil Remediation Objectives - Supplemental Report (Soil Saturation Limits)

Client: Environmental Group Services, Ltd.
 Project: Maricao
 Laboratory: STAT ANALYSIS

Laboratory ID: 08040817-001 08040817-002 08040817-003 08040817-004 08040817-005 08040817-006
 Client Sample ID: SP-1 (5-7) SP-1 (13-15) SP-2 (4-6) SP-3 (4-6) SP-4 (5-7) SP-5 (6-8)
 Date Collected: 4/24/2008 7:00 4/24/2008 7:00 4/24/2008 7:15 4/24/2008 7:20 4/24/2008 7:35 4/24/2008 8:00



CAS No.	Analyte	870	< 0.0045	< 0.0056	< 0.0048	< 0.0057	< 0.0045
71-43-2	Benzene	0.0067	< 0.0045	< 0.0056	< 0.0048	< 0.0057	< 0.0045
108-88-3	Toluene	0.0064	0.0056	< 0.0056	< 0.0048	< 0.0057	0.0085
100-41-4	Ethylbenzene	0.0088	< 0.0045	< 0.0056	< 0.0048	< 0.0057	< 0.0045
1330-20-7	Xylenes, Total	0.014	< 0.014	< 0.017	< 0.015	< 0.017	< 0.014

TACO Tier I Soil Remediation Objectives - Industrial/Commercial Exceedance Report

Client: Environmental Group Services, Ltd.

Project: Marengo

Laboratory: STAT ANALYSIS

Test	Chemical	Sample Number	Concentration Detected (ppm)	TACO Tier I RO (mg/Kg)	Exposure Pathway
PNA	Accnaphthene	SP-1 (5-7)	0.56	0.13 0.04 0.09	Within MSA Background Outside MSA Background City of Chicago Background
PNA	Accnaphthylene	SP-1 (5-7)	0.16	0.07 0.04 0.03	Within MSA Background Outside MSA Background City of Chicago Background
PNA	Anthracene	SP-1 (5-7)	0.31	0.14 0.25	Outside MSA Background City of Chicago Background
PNA	Fluorene	SP-1 (5-7)	0.92	0.18 0.04 0.10	Within MSA Background Outside MSA Background City of Chicago Background
PNA	Naphthalene	SP-1 (5-7)	0.42	0.20 0.17 0.04	Within MSA Background Outside MSA Background City of Chicago Background
PNA	Phenanthrene	SP-1 (5-7)	2.7	2.5 0.99 1.3	Within MSA Background Outside MSA Background City of Chicago Background
INORG	Arsenic	SP-7 (4-6)	14	13.0/11.3 13.0 11.3	Industrial/Commercial Ingestion Within MSA Background Outside MSA Background

TACO Tier I Soil Remediation Objectives - Industrial/Commercial Exceedance Report

Client: Environmental Group Services, Ltd.
 Project: Marengo
 Laboratory: STAT ANALYSIS

Test	Chemical	Sample Number	Concentration Detected (ppm)	TACO/Tier I RO (mg/kg)	Exposure Pathway
INORG	Arsenic	SP-7 (4-6)	14	13.0/11.3	Industrial/Commercial Ingestion
INORG	Arsenic	SP-7 (4-6)	14	13.0	Within MSA Background
PNA	Acenaphthene	SP-1 (5-7)	0.56	0.13	Within MSA Background
PNA	Acenaphthylene	SP-1 (5-7)	0.16	0.07	Within MSA Background
PNA	Fluorene	SP-1 (5-7)	0.92	0.18	Within MSA Background
PNA	Naphthalene	SP-1 (5-7)	0.42	0.20	Within MSA Background
PNA	Phenanthrene	SP-1 (5-7)	2.7	2.5	Within MSA Background
INORG	Arsenic	SP-7 (4-6)	14	11.3	Outside MSA Background
PNA	Acenaphthene	SP-1 (5-7)	0.56	0.04	Outside MSA Background
PNA	Acenaphthylene	SP-1 (5-7)	0.16	0.04	Outside MSA Background
PNA	Anthracene	SP-1 (5-7)	0.31	0.14	Outside MSA Background
PNA	Fluorene	SP-1 (5-7)	0.92	0.04	Outside MSA Background
PNA	Naphthalene	SP-1 (5-7)	0.42	0.17	Outside MSA Background
PNA	Phenanthrene	SP-1 (5-7)	2.7	0.99	Outside MSA Background
PNA	Acenaphthene	SP-1 (5-7)	0.56	0.09	City of Chicago Background
PNA	Acenaphthylene	SP-1 (5-7)	0.16	0.03	City of Chicago Background
PNA	Anthracene	SP-1 (5-7)	0.31	0.25	City of Chicago Background
PNA	Fluorene	SP-1 (5-7)	0.92	0.10	City of Chicago Background
PNA	Naphthalene	SP-1 (5-7)	0.42	0.04	City of Chicago Background
PNA	Phenanthrene	SP-1 (5-7)	2.7	1.3	City of Chicago Background

STAT Analysis Corporation

2242 West Harrison St., Suite 200, Chicago, IL 60612-3766

Tel: (312) 733-0551 Fax: (312) 733-2386 STATinfo@STATAnalysis.com

Accreditation Numbers: IEPA ELAP 100445; ORELAP IL300001; AIHA 101160; NVLAP LabCode 101202-0

May 01, 2008

Environmental Group Services, Ltd.

557 W. Polk

Chicago, IL 60610

Telephone: (312) 447-1200

Fax: (312) 447-0922

RE: Marengo

STAT Project No: 08040817

Dear Bill:

STAT Analysis received 13 samples for the referenced project on 4/25/2008 1:57:00 PM. The analytical results are presented in the following report.

All analyses were performed in accordance with the requirements of 35 IAC Part 186 / NELAC standards. Analyses were performed in accordance with methods as referenced on the analytical report. Those analytical results expressed on a dry weight basis are also noted on the analytical report.

All analyses were performed within established holding time criteria, and all Quality Control criteria met EPA or laboratory specifications except when noted in the Case Narrative or Analytical Report. If required, an estimate of uncertainty for the analyses can be provided. A listing of accredited methods/parameters can also be provided.

Thank you for the opportunity to serve you and I look forward to working with you in the future. If you have any questions regarding the enclosed materials, please contact me at (312) 733-0551.

Sincerely,



Christiane Schmidt-Lange

Project Manager

The information contained in this report and any attachments is confidential information intended only for the use of the individual or entities named above. The results of this report relate only to the samples tested. If you have received this report in error, please notify us immediately by phone. This report shall not be reproduced, except in its entirety, unless written approval has been obtained from the laboratory.

Client: Environmental Group Services, Ltd.
Project: Marengo
Lab Order: 08040817

Work Order Sample Summary

Lab Sample ID	Client Sample ID	Tag Number	Collection Date	Date Received
08040817-001A	SP-1 (5-7)		4/24/2008 7:00:00 AM	4/25/2008
08040817-001B	SP-1 (5-7)		4/24/2008 7:00:00 AM	4/25/2008
08040817-002A	SP-1 (13-15)		4/24/2008 7:00:00 AM	4/25/2008
08040817-002B	SP-1 (13-15)		4/24/2008 7:00:00 AM	4/25/2008
08040817-003A	SP-2 (4-6)		4/24/2008 7:15:00 AM	4/25/2008
08040817-003B	SP-2 (4-6)		4/24/2008 7:15:00 AM	4/25/2008
08040817-004A	SP-3 (4-6)		4/24/2008 7:20:00 AM	4/25/2008
08040817-004B	SP-3 (4-6)		4/24/2008 7:20:00 AM	4/25/2008
08040817-005A	SP-4 (5-7)		4/24/2008 7:35:00 AM	4/25/2008
08040817-005B	SP-4 (5-7)		4/24/2008 7:35:00 AM	4/25/2008
08040817-006A	SP-5 (6-8)		4/24/2008 8:00:00 AM	4/25/2008
08040817-006B	SP-5 (6-8)		4/24/2008 8:00:00 AM	4/25/2008
08040817-007A	SP-6 (13-15)		4/24/2008 8:30:00 AM	4/25/2008
08040817-007B	SP-6 (13-15)		4/24/2008 8:30:00 AM	4/25/2008
08040817-008A	SP-7 (8-10)		4/24/2008 8:35:00 AM	4/25/2008
08040817-008B	SP-7 (8-10)		4/24/2008 8:35:00 AM	4/25/2008
08040817-009A	SP-7 (4-6)		4/24/2008 8:35:00 AM	4/25/2008
08040817-009B	SP-7 (4-6)		4/24/2008 8:35:00 AM	4/25/2008
08040817-010A	SP-8 (8-10)		4/24/2008 9:00:00 AM	4/25/2008
08040817-010B	SP-8 (8-10)		4/24/2008 9:00:00 AM	4/25/2008
08040817-011A	SP-9 (4-6)		4/24/2008 9:30:00 AM	4/25/2008
08040817-011B	SP-9 (4-6)		4/24/2008 9:30:00 AM	4/25/2008
08040817-012A	SP-9 (8-10)		4/24/2008 9:30:00 AM	4/25/2008
08040817-012B	SP-9 (8-10)		4/24/2008 9:30:00 AM	4/25/2008
08040817-013A	SP-5 (8-10)		4/24/2008 8:00:00 AM	4/25/2008
08040817-013B	SP-5 (8-10)		4/24/2008 8:00:00 AM	4/25/2008

CLIENT: Environmental Group Services, Ltd.
Project: Marengo
Lab Order: 08040817

CASE NARRATIVE

Due to matrix interference, sample SP-1 (5-7) (08040817-001 had recovery for VOC surrogate 4-Bromofluorobenzene outside of control limits (35% recovery, QC Limits 44-114%).

STAT Analysis Corporation

2242 West Harrison St., Suite 200, Chicago, IL 60612-3766

Tel: (312) 733-0551 Fax: (312) 733-2386 STATInfo@STATAnalysis.com

Accreditation Numbers: IEPA ELAP 100445; ORELAP IL300001; AIHA 101160; NYLAP LabCode 101202

Date Reported: May 01, 2008

Date Printed: May 01, 2008

Client: Environmental Group Services, Ltd.
 Lab Order: 08040817
 Project: Marengo
 Lab ID: 08040817-001

Client Sample ID: SP-1 (5-7)
 Collection Date 4/24/2008 7:00:00 AM
 Matrix: Soil

Analyses	Result	RL	Qualifier	Units	DF	Date Analyzed
Polynuclear Aromatic Hydrocarbons						
	SW8270C-SIM (SW3560B)				Prep Date: 4/26/2008	Analyst: VS
Acenaphthene	0.56	0.038		mg/Kg-dry	10	4/28/2008
Acenaphthylene	0.16	0.038		mg/Kg-dry	10	4/28/2008
Anthracene	0.31	0.038		mg/Kg-dry	10	4/28/2008
Benzo(a)anthracene	0.062	0.038		mg/Kg-dry	10	4/28/2008
Benzo(a)pyrene	ND	0.038		mg/Kg-dry	10	4/28/2008
Benzo(b)fluoranthene	ND	0.038		mg/Kg-dry	10	4/28/2008
Benzo(g,h,i)perylene	ND	0.038		mg/Kg-dry	10	4/28/2008
Benzo(k)fluoranthene	ND	0.038		mg/Kg-dry	10	4/28/2008
Chrysene	0.093	0.038		mg/Kg-dry	10	4/28/2008
Dibenz(a,h)anthracene	ND	0.038		mg/Kg-dry	10	4/28/2008
Fluoranthene	0.25	0.038		mg/Kg-dry	10	4/28/2008
Fluorene	0.92	0.038		mg/Kg-dry	10	4/28/2008
Indeno(1,2,3-cd)pyrene	ND	0.038		mg/Kg-dry	10	4/28/2008
Naphthalene	0.42	0.038		mg/Kg-dry	10	4/28/2008
Phenanthrene	2.7	0.038		mg/Kg-dry	10	4/28/2008
Pyrene	0.58	0.038		mg/Kg-dry	10	4/28/2008
BTEX by GC/MS						
	SW5035/8260B				Prep Date: 4/26/2008	Analyst: RDK
Benzene	0.0067	0.0043		mg/Kg-dry	1	4/29/2008
Toluene	0.0064	0.0043		mg/Kg-dry	1	4/29/2008
Ethylbenzene	0.0088	0.0043		mg/Kg-dry	1	4/29/2008
Xylenes, Total	0.014	0.013		mg/Kg-dry	1	4/29/2008
Percent Moisture						
	D2974				Prep Date: 4/28/2008	Analyst: FD
Percent Moisture	13.7	0.01		wt%	1	4/29/2008

Qualifiers:
 ND - Not Detected at the Reporting Limit
 J - Analyte detected below quantitation limits
 B - Analyte detected in the associated Method Blank
 HT - Sample received past holding time
 * - Non-accredited parameter

RL - Reporting / Quantitation Limit for the analysis
 S - Spike Recovery outside accepted recovery limits
 R - RPD outside accepted recovery limits
 E - Value above quantitation range
 H - Holding time exceeded

STAT Analysis Corporation

2242 West Harrison St., Suite 200, Chicago, IL 60612-3766

Tel: (312) 733-0551 Fax: (312) 733-2386 STATinfo@STATAnalysis.com

Accreditation Numbers: IEPA ELAP 100445; ORELAP IL300001; AIHA 101160; NYLAP LabCode 101202

Date Reported: May 01, 2008

Date Printed: May 01, 2008

Client: Environmental Group Services, Ltd.
 Lab Order: 08040817
 Project: Marengo
 Lab ID: 08040817-002

Client Sample ID: SP-1 (13-15)
 Collection Date 4/24/2008 7:00:00 AM
 Matrix: Soil

Analyses	Result	RL	Qualifier	Units	DF	Date Analyzed
Polynuclear Aromatic Hydrocarbons						
	SW8270C-SIM (SW3550B)			Prep Date: 4/26/2008		Analyst: VS
Acenaphthene	ND	0.027		mg/Kg-dry	1	4/27/2008
Acenaphthylene	ND	0.027		mg/Kg-dry	1	4/27/2008
Anthracene	ND	0.027		mg/Kg-dry	1	4/27/2008
Benzo(a)anthracene	ND	0.027		mg/Kg-dry	1	4/27/2008
Benzo(a)pyrene	ND	0.027		mg/Kg-dry	1	4/27/2008
Benzo(b)fluoranthene	ND	0.027		mg/Kg-dry	1	4/27/2008
Benzo(g,h,i)perylene	ND	0.027		mg/Kg-dry	1	4/27/2008
Benzo(k)fluoranthene	ND	0.027		mg/Kg-dry	1	4/27/2008
Chrysene	ND	0.027		mg/Kg-dry	1	4/27/2008
Dibenz(a,h)anthracene	ND	0.027		mg/Kg-dry	1	4/27/2008
Fluoranthene	ND	0.027		mg/Kg-dry	1	4/27/2008
Fluorene	ND	0.027		mg/Kg-dry	1	4/27/2008
Indeno(1,2,3-cd)pyrene	ND	0.027		mg/Kg-dry	1	4/27/2008
Naphthalene	ND	0.027		mg/Kg-dry	1	4/27/2008
Phenanthrene	ND	0.027		mg/Kg-dry	1	4/27/2008
Pyrene	ND	0.027		mg/Kg-dry	1	4/27/2008
BTEX by GC/MS						
	SW5035/8260B			Prep Date: 4/24/2008		Analyst: RDK
Benzene	ND	0.0045		mg/Kg-dry	1	4/28/2008
Toluene	0.0058	0.0045		mg/Kg-dry	1	4/28/2008
Ethylbenzene	ND	0.0045		mg/Kg-dry	1	4/28/2008
Xylenes, Total	ND	0.014		mg/Kg-dry	1	4/28/2008
Percent Moisture						
	D2974			Prep Date: 4/28/2008		Analyst: FD
Percent Moisture	10.1	0.01		wt%	1	4/28/2008

Qualifiers:
 ND - Not Detected at the Reporting Limit
 J - Analyte detected below quantitation limits
 B - Analyte detected in the associated Method Blank
 HT - Sample received past holding time
 * - Non-accredited parameter

RL - Reporting / Quantitation Limit for the analysis
 S - Spike Recovery outside accepted recovery limits
 R - RPD outside accepted recovery limits
 E - Value above quantitation range
 H - Holding time exceeded

STAT Analysis Corporation

2242 West Harrison St., Suite 200, Chicago, IL 60612-3766

Tel: (312) 733-0551 Fax: (312) 733-2386 STATInfo@STATAnalysis.com

Accreditation Numbers: IEPA ELAP 100445; ORELAP IL300001; AIHA 101160; NYLAP LabCode 101202

Date Reported: May 01, 2008

Date Printed: May 01, 2008

Client: Environmental Group Services, Ltd.
 Lab Order: 08040817
 Project: Marengo
 Lab ID: 08040817-003

Client Sample ID: SP-2 (4-6)
 Collection Date 4/24/2008 7:15:00 AM
 Matrix: Soil

Analyses	Result	RL	Qualifier	Units	DF	Date Analyzed
Polynuclear Aromatic Hydrocarbons						
	SW8270C-SM (SW3550B)		Prep Date: 4/26/2008		Analyst: VS	
Acenaphthene	ND	0.03		mg/Kg-dry	1	4/27/2008
Acenaphthylene	ND	0.03		mg/Kg-dry	1	4/27/2008
Anthracene	ND	0.03		mg/Kg-dry	1	4/27/2008
Benzo(a)anthracene	ND	0.03		mg/Kg-dry	1	4/27/2008
Benzo(a)pyrene	ND	0.03		mg/Kg-dry	1	4/27/2008
Benzo(b)fluoranthene	ND	0.03		mg/Kg-dry	1	4/27/2008
Benzo(g,h,i)perylene	ND	0.03		mg/Kg-dry	1	4/27/2008
Benzo(k)fluoranthene	ND	0.03		mg/Kg-dry	1	4/27/2008
Chrysene	ND	0.03		mg/Kg-dry	1	4/27/2008
Dibenz(a,h)anthracene	ND	0.03		mg/Kg-dry	1	4/27/2008
Fluoranthene	ND	0.03		mg/Kg-dry	1	4/27/2008
Fluorene	ND	0.03		mg/Kg-dry	1	4/27/2008
Indeno(1,2,3-cd)pyrene	ND	0.03		mg/Kg-dry	1	4/27/2008
Naphthalene	ND	0.03		mg/Kg-dry	1	4/27/2008
Phenanthrene	ND	0.03		mg/Kg-dry	1	4/27/2008
Pyrene	ND	0.03		mg/Kg-dry	1	4/27/2008
BTEX by GC/MS						
	SW6035/8260B		Prep Date: 4/24/2008		Analyst: RDK	
Benzene	ND	0.0056		mg/Kg-dry	1	4/29/2008
Toluene	ND	0.0056		mg/Kg-dry	1	4/29/2008
Ethylbenzene	ND	0.0056		mg/Kg-dry	1	4/29/2008
Xylenes, Total	ND	0.017		mg/Kg-dry	1	4/29/2008
Percent Moisture						
	D2974		Prep Date: 4/28/2008		Analyst: FD	
Percent Moisture	17.7	0.01		wt%	1	4/29/2008

Qualifiers:
 ND - Not Detected at the Reporting Limit
 J - Analyte detected below quantitation limits
 B - Analyte detected in the associated Method Blank
 HT - Sample received past holding time
 * - Non-accredited parameter

RL - Reporting / Quantitation Limit for the analysis
 S - Spike Recovery outside accepted recovery limits
 R - RPD outside accepted recovery limits
 E - Value above quantitation range
 H - Holding time exceeded

STAT Analysis Corporation

2242 West Harrison St., Suite 200, Chicago, IL 60612-3766

Tel: (312) 733-0551 Fax: (312) 733-2386 STATinfo@STATAnalysis.com

Accreditation Numbers: IEPA ELAP 100445; ORELAP IL300001; AIHA 101160; NVLAP LabCode 101202

Date Reported: May 01, 2008

Date Printed: May 01, 2008

Client: Environmental Group Services, Ltd.
 Lab Order: 08040817
 Project: Marengo
 Lab ID: 08040817-004

Client Sample ID: SP-3 (4-6)
 Collection Date 4/24/2008 7:20:00 AM
 Matrix: Soil

Analyses	Result	RL	Qualifier	Units	DF	Date Analyzed
Polynuclear Aromatic Hydrocarbons						
	SW8270C-SIM (SW3550B)		Prep Date: 4/26/2008		Analyst: VS	
Acenaphthene	ND	0.03		mg/Kg-dry	1	4/27/2008
Acenaphthylene	ND	0.03		mg/Kg-dry	1	4/27/2008
Anthracene	ND	0.03		mg/Kg-dry	1	4/27/2008
Benzo(a)anthracene	ND	0.03		mg/Kg-dry	1	4/27/2008
Benzo(a)pyrene	ND	0.03		mg/Kg-dry	1	4/27/2008
Benzo(b)fluoranthene	ND	0.03		mg/Kg-dry	1	4/27/2008
Benzo(g,h,i)perylene	ND	0.03		mg/Kg-dry	1	4/27/2008
Benzo(k)fluoranthene	ND	0.03		mg/Kg-dry	1	4/27/2008
Chrysene	ND	0.03		mg/Kg-dry	1	4/27/2008
Dibenz(a,h)anthracene	ND	0.03		mg/Kg-dry	1	4/27/2008
Fluoranthene	ND	0.03		mg/Kg-dry	1	4/27/2008
Fluorene	ND	0.03		mg/Kg-dry	1	4/27/2008
Indeno(1,2,3-cd)pyrene	ND	0.03		mg/Kg-dry	1	4/27/2008
Naphthalene	ND	0.03		mg/Kg-dry	1	4/27/2008
Phenanthrene	ND	0.03		mg/Kg-dry	1	4/27/2008
Pyrene	ND	0.03		mg/Kg-dry	1	4/27/2008
BTEX by GC/MS						
	SW6035/8260B		Prep Date: 4/24/2008		Analyst: RDK	
Benzene	ND	0.0048		mg/Kg-dry	1	4/28/2008
Toluene	ND	0.0048		mg/Kg-dry	1	4/28/2008
Ethylbenzene	ND	0.0048		mg/Kg-dry	1	4/28/2008
Xylenes, Total	ND	0.015		mg/Kg-dry	1	4/28/2008
Percent Moisture						
	D2874		Prep Date: 4/28/2008		Analyst: FD	
Percent Moisture	15.5	0.01		wt%	1	4/28/2008

Qualifiers:
 ND - Not Detected at the Reporting Limit
 J - Analyte detected below quantitation limits
 B - Analyte detected in the associated Method Blank
 HT - Sample received past holding time
 * - Non-accredited parameter

RL - Reporting / Quantitation Limit for the analysis
 S - Spike Recovery outside accepted recovery limits
 R - RPD outside accepted recovery limits
 E - Value above quantitation range
 H - Holding time exceeded

STAT Analysis Corporation

2242 West Harrison St., Suite 200, Chicago, IL 60612-3766

Tel: (312) 733-0551 Fax: (312) 733-2386 STATinfo@STATAnalysis.com

Accreditation Numbers: IEPA ELAP 100445; ORELAP IL300001; AIHA 101160; NYLAP LabCode 101202

Date Reported: May 01, 2008

Date Printed: May 01, 2008

Client: Environmental Group Services, Ltd.
 Lab Order: 08040817
 Project: Marengo
 Lab ID: 08040817-005

Client Sample ID: SP-4 (5-7)
 Collection Date 4/24/2008 7:35:00 AM
 Matrix: Soil

Analyses	Result	RL	Qualifier	Units	DF	Date Analyzed
Polynuclear Aromatic Hydrocarbons						
	SW8270C-SIM (SW3650B)		Prep Date: 4/26/2008		Analyst: VS	
Acenaphthene	ND	0.031		mg/Kg-dry	1	4/27/2008
Acenaphthylene	ND	0.031		mg/Kg-dry	1	4/27/2008
Anthracene	ND	0.031		mg/Kg-dry	1	4/27/2008
Benzo(a)anthracene	ND	0.031		mg/Kg-dry	1	4/27/2008
Benzo(a)pyrene	ND	0.031		mg/Kg-dry	1	4/27/2008
Benzo(b)fluoranthene	ND	0.031		mg/Kg-dry	1	4/27/2008
Benzo(g,h,i)perylene	ND	0.031		mg/Kg-dry	1	4/27/2008
Benzo(k)fluoranthene	ND	0.031		mg/Kg-dry	1	4/27/2008
Chrysene	ND	0.031		mg/Kg-dry	1	4/27/2008
Dibenz(a,h)anthracene	ND	0.031		mg/Kg-dry	1	4/27/2008
Fluoranthene	ND	0.031		mg/Kg-dry	1	4/27/2008
Fluorene	ND	0.031		mg/Kg-dry	1	4/27/2008
Indeno(1,2,3-cd)pyrene	ND	0.031		mg/Kg-dry	1	4/27/2008
Naphthalene	ND	0.031		mg/Kg-dry	1	4/27/2008
Phenanthrene	ND	0.031		mg/Kg-dry	1	4/27/2008
Pyrene	ND	0.031		mg/Kg-dry	1	4/27/2008
BTEX by GC/MS						
	SW6035/8260B		Prep Date: 4/24/2008		Analyst: RDK	
Benzene	ND	0.0057		mg/Kg-dry	1	4/29/2008
Toluene	ND	0.0057		mg/Kg-dry	1	4/29/2008
Ethylbenzene	ND	0.0057		mg/Kg-dry	1	4/29/2008
Xylenes, Total	ND	0.017		mg/Kg-dry	1	4/29/2008
Percent Moisture						
	D2974		Prep Date: 4/28/2008		Analyst: FD	
Percent Moisture	18.0	0.01		wt%	1	4/29/2008

Qualifiers:
 ND - Not Detected at the Reporting Limit
 J - Analyte detected below quantitation limits
 B - Analyte detected in the associated Method Blank
 HT - Sample received past holding time
 * - Non-accredited parameter

RL - Reporting / Quantitation Limit for the analysis
 S - Spike Recovery outside accepted recovery limits
 R - RPD outside accepted recovery limits
 E - Value above quantitation range
 H - Holding time exceeded

STAT Analysis Corporation

2242 West Harrison St., Suite 200, Chicago, IL 60612-3766

Tel: (312) 733-0551 Fax: (312) 733-2386 STATinfo@STATAnalysis.com

Accreditation Numbers: IEPA ELAP 100445; ORELAP IL300001; AIHA 101160; NYLAP LabCode 101202

Date Reported: May 01, 2008

Date Printed: May 01, 2008

Client:	Environmental Group Services, Ltd.	Client Sample ID:	SP-5 (6-8)
Lab Order:	08040817	Collection Date:	4/24/2008 8:00:00 AM
Project:	Marengo	Matrix:	Soil
Lab ID:	08040817-006		

Analyses	Result	RL	Qualifier	Units	DF	Date Analyzed
Polynuclear Aromatic Hydrocarbons						
	SW8270C-SIM (SW3550B)		Prep Date: 4/26/2008		Analyst: VS	
Acenaphthene	ND	0.029		mg/Kg-dry	1	4/27/2008
Acenaphthylene	ND	0.029		mg/Kg-dry	1	4/27/2008
Anthracene	ND	0.029		mg/Kg-dry	1	4/27/2008
Benzo(a)anthracene	ND	0.029		mg/Kg-dry	1	4/27/2008
Benzo(a)pyrene	ND	0.029		mg/Kg-dry	1	4/27/2008
Benzo(b)fluoranthene	ND	0.029		mg/Kg-dry	1	4/27/2008
Benzo(g,h,i)perylene	ND	0.029		mg/Kg-dry	1	4/27/2008
Benzo(k)fluoranthene	ND	0.029		mg/Kg-dry	1	4/27/2008
Chrysene	ND	0.029		mg/Kg-dry	1	4/27/2008
Dibenz(a,h)anthracene	ND	0.029		mg/Kg-dry	1	4/27/2008
Fluoranthene	ND	0.029		mg/Kg-dry	1	4/27/2008
Fluorene	ND	0.029		mg/Kg-dry	1	4/27/2008
Indeno(1,2,3-cd)pyrene	ND	0.029		mg/Kg-dry	1	4/27/2008
Naphthalene	ND	0.029		mg/Kg-dry	1	4/27/2008
Phenanthrene	ND	0.029		mg/Kg-dry	1	4/27/2008
Pyrene	ND	0.029		mg/Kg-dry	1	4/27/2008
BTEX by GC/MS						
	SW5035/8260B		Prep Date: 4/24/2008		Analyst: RDK	
Benzene	ND	0.0045		mg/Kg-dry	1	4/28/2008
Toluene	0.0085	0.0045		mg/Kg-dry	1	4/29/2008
Ethylbenzene	ND	0.0045		mg/Kg-dry	1	4/29/2008
Xylenes, Total	ND	0.014		mg/Kg-dry	1	4/29/2008
Percent Moisture						
	D2974		Prep Date: 4/28/2008		Analyst: FD	
Percent Moisture	14.0	0.01		wt%	1	4/29/2008

Qualifiers:
 ND - Not Detected at the Reporting Limit
 J - Analyte detected below quantitation limits
 B - Analyte detected in the associated Method Blank
 HT - Sample received past holding time
 * - Non-accredited parameter

RL - Reporting / Quantitation Limit for the analysis
 S - Spike Recovery outside accepted recovery limits
 R - RPD outside accepted recovery limits
 E - Value above quantitation range
 H - Holding time exceeded

STAT Analysis Corporation

2242 West Harrison St., Suite 200, Chicago, IL 60612-3766

Tel: (312) 733-0551 Fax: (312) 733-2386 STATinfo@STATAnalysis.com

Accreditation Numbers: IEPA ELAP 100445; ORELAP IL300001; AIHA 101160; NVLAP LabCode 101202

Date Reported: May 01, 2008

Date Printed: May 01, 2008

Client:	Environmental Group Services, Ltd.	Client Sample ID:	SP-6 (13-15)
Lab Order:	08040817	Collection Date:	4/24/2008 8:30:00 AM
Project:	Marengo	Matrix:	Soil
Lab ID:	08040817-007		

Analyses	Result	RL	Qualifier	Units	DF	Date Analyzed
Metals by ICP/MS	SW6020 (SW3050B)		Prep Date: 4/29/2008		Analyst: JG	
Arsenic	1.7	1.1		mg/Kg-dry	10	4/30/2008
TCLP Metals by ICP/MS	SW1311/6020 (SW3005A)		Prep Date: 4/29/2008		Analyst: JG	
Arsenic	ND	0.01		mg/L	5	4/29/2008
Percent Moisture	D2974		Prep Date: 4/28/2008		Analyst: FD	
Percent Moisture	10.0	0.01		w%	1	4/28/2008

Qualifiers:

- ND - Not Detected at the Reporting Limit
- J - Analyte detected below quantitation limits
- B - Analyte detected in the associated Method Blank
- HT - Sample received past holding time
- * - Non-accredited parameter

- RL - Reporting / Quantitation Limit for the analysis
- S - Spike Recovery outside accepted recovery limits
- R - RPD outside accepted recovery limits
- E - Value above quantitation range
- H - Holding time exceeded

STAT Analysis Corporation

2242 West Harrison St., Suite 200, Chicago, IL 60612-3766

Tel: (312) 733-0551 Fax: (312) 733-2386 STATinfo@STATAnalysis.com

Accreditation Numbers: IEPA ELAP 100445; ORELAP IL300001; AIHA 101160; NVLAP LabCode 101202

Date Reported: May 01, 2008

Date Printed: May 01, 2008

Client:	Environmental Group Services, Ltd.	Client Sample ID:	SP-7 (8-10)
Lab Order:	08040817	Collection Date:	4/24/2008 8:35:00 AM
Project:	Marengo	Matrix:	Soil
Lab ID:	08040817-008		

Analyses	Result	RL	Qualifier	Units	DF	Date Analyzed
Metals by ICP/MS	SW6020 (SW3050B)					Prep Date: 4/29/2008
Arsenic	8.6	1.1		mg/Kg-dry	10	Analyst: JG 4/29/2008
TCLP Metals by ICP/MS	SW1311/6020 (SW3005A)					Prep Date: 4/29/2008
Arsenic	ND	0.01		mg/L	5	Analyst: JG 4/29/2008
Percent Moisture	D2974					Prep Date: 4/28/2008
Percent Moisture	14.9	0.01		w%	1	Analyst: FD 4/29/2008

Qualifiers:

ND - Not Detected at the Reporting Limit
 J - Analyte detected below quantitation limits
 B - Analyte detected in the associated Method Blank
 HT - Sample received past holding time
 * - Non-accredited parameter

RL - Reporting / Quantitation Limit for the analysis
 S - Spike Recovery outside accepted recovery limits
 R - RPD outside accepted recovery limits
 E - Value above quantitation range
 H - Holding time exceeded

STAT Analysis Corporation

2242 West Harrison St., Suite 200, Chicago, IL 60612-3766

Tel: (312) 733-0551 Fax: (312) 733-2386 STATinfo@STATAnalysis.com

Accreditation Numbers: IEPA ELAP 100445; ORELAP IL300001; AIHA 101160; NVLAP LabCode 101202

Date Reported: May 01, 2008

Date Printed: May 01, 2008

Client:	Environmental Group Services, Ltd.	Client Sample ID:	SP-7 (4-6)
Lab Order:	08040817	Collection Date:	4/24/2008 8:35:00 AM
Project:	Marengo	Matrix:	Soil
Lab ID:	08040817-009		

Analyses	Result	RL	Qualifier	Units	DF	Date Analyzed
Metals by ICP/MS	SW6020 (SW3050B)					
Arsenic	14	1.2		mg/Kg-dry	10	Prep Date: 4/29/2008 Analyst: JG 4/29/2008
TCLP Metals by ICP/MS	SW1311/6020 (SW3005A)					
Arsenic	0.014	0.01		mg/L	5	Prep Date: 4/29/2008 Analyst: JG 4/29/2008
Percent Moisture	D2974					
Percent Moisture	16.1	0.01		wt%	1	Prep Date: 4/28/2008 Analyst: FD 4/29/2008

Qualifiers:

ND - Not Detected at the Reporting Limit
 J - Analyte detected below quantitation limits
 B - Analyte detected in the associated Method Blank
 HT - Sample received past holding time
 * - Non-accredited parameter

RL - Reporting / Quantitation Limit for the analysis
 S - Spike Recovery outside accepted recovery limits
 R - RPD outside accepted recovery limits
 E - Value above quantitation range
 H - Holding time exceeded

STAT Analysis Corporation

2242 West Harrison St., Suite 200, Chicago, IL 60612-3766

Tel: (312) 733-0551 Fax: (312) 733-2386 STATinfo@STATAnalysis.com

Accreditation Numbers: IEPA ELAP 100445; ORELAP IL300001; AIHA 101160; NVLAP LabCode 101202

Date Reported: May 01, 2008

Date Printed: May 01, 2008

Client: Environmental Group Services, Ltd.
 Lab Order: 08040817
 Project: Marengo
 Lab ID: 08040817-010

Client Sample ID: SP-8 (8-10)
 Collection Date 4/24/2008 9:00:00 AM
 Matrix: Soil

Analyses	Result	RL	Qualifier	Units	DF	Date Analyzed
Metals by ICP/MS	SW6020 (SW3050B)				Prep Date: 4/29/2008	Analyst: JG
Arsenic	5.1	1.1		mg/Kg-dry	10	4/29/2008
TCLP Metals by ICP/MS	SW1311/6020 (SW3005A)				Prep Date: 4/29/2008	Analyst: JG
Arsenic	ND	0.01		mg/L	5	4/29/2008
Percent Moisture	D2974				Prep Date: 4/28/2008	Analyst: FD
Percent Moisture	11.7	0.01		wt%	1	4/29/2008

Qualifiers:
 ND - Not Detected at the Reporting Limit
 J - Analyte detected below quantitation limits
 B - Analyte detected in the associated Method Blank
 HT - Sample received past holding time
 * - Non-accredited parameter

RL - Reporting / Quantitation Limit for the analysis
 S - Spike Recovery outside accepted recovery limits
 R - RPD outside accepted recovery limits
 E - Value above quantitation range
 H - Holding time exceeded

STAT Analysis Corporation

2242 West Harrison St., Suite 200, Chicago, IL 60612-3766

Tel: (312) 733-0551 Fax: (312) 733-2386 STATinfo@STATAnalysis.com

Accreditation Numbers: IEPA ELAP 100445; ORELAP IL300001; AIHA 101160; NVLAP LabCode 101202

Date Reported: May 01, 2008

Date Printed: May 01, 2008

Client: Environmental Group Services, Ltd.
 Lab Order: 08040817
 Project: Marengo
 Lab ID: 08040817-011

Client Sample ID: SP-9 (4-6)
 Collection Date: 4/24/2008 9:30:00 AM
 Matrix: Soil

Analyses	Result	RL	Qualifier	Units	DF	Date Analyzed
Metals by ICP/MS		SW6020 (SW3050B)				
Arsenic	7.1	1.2		mg/Kg-dry	10	Prep Date: 4/29/2008 Analyst: JG 4/29/2008
TCLP Metals by ICP/MS		SW1311/6020 (SW3005A)				
Arsenic	ND	0.01		mg/L	5	Prep Date: 4/29/2008 Analyst: JG 4/29/2008
Percent Moisture		D2974				
Percent Moisture	17.7	0.01		w%	1	Prep Date: 4/28/2008 Analyst: FD 4/29/2008

Qualifiers:
 ND - Not Detected at the Reporting Limit
 J - Analyte detected below quantitation limits
 B - Analyte detected in the associated Method Blank
 HT - Sample received past holding time
 * - Non-accredited parameter

RL - Reporting / Quantitation Limit for the analysis
 S - Spike Recovery outside accepted recovery limits
 R - RPD outside accepted recovery limits
 E - Value above quantitation range
 H - Holding time exceeded

STAT Analysis Corporation

2242 West Harrison St., Suite 200, Chicago, IL 60612-3766

Tel: (312) 733-0551 Fax: (312) 733-2386 STATinfo@STATAnalysis.com

Accreditation Numbers: IEPA ELAP 100445; ORELAP IL300001; AIHA 101160; NVLAP LabCode 101202

Date Reported: May 01, 2008

Date Printed: May 01, 2008

Client:	Environmental Group Services, Ltd.	Client Sample ID:	SP-9 (8-10)
Lab Order:	08040817	Collection Date:	4/24/2008 9:30:00 AM
Project:	Marengo	Matrix:	Soil
Lab ID:	08040817-012		

Analyses	Result	RL	Qualifier	Units	DF	Date Analyzed
Metals by ICP/MS	SW6020 (SW3050B)					
Arsenic	2.6	1.1		mg/Kg-dry	10	Prep Date: 4/29/2008 Analyst: JG 4/29/2008
TCLP Metals by ICP/MS	SW1311/6020 (SW3005A)					
Arsenic	ND	0.01		mg/L	5	Prep Date: 4/29/2008 Analyst: JG 4/29/2008
Percent Moisture	D2974					
Percent Moisture	13.2	0.01		w%	1	Prep Date: 4/28/2008 Analyst: FD 4/29/2008

Qualifiers:

ND - Not Detected at the Reporting Limit
 J - Analyte detected below quantitation limits
 B - Analyte detected in the associated Method Blank
 HT - Sample received past holding time
 * - Non-accredited parameter

RL - Reporting / Quantitation Limit for the analysis
 S - Spike Recovery outside accepted recovery limits
 R - RPD outside accepted recovery limits
 E - Value above quantitation range
 H - Holding time exceeded

STAT Analysis Corporation

2242 West Harrison St., Suite 200, Chicago, IL 60612-3766

Tel: (312) 733-0551 Fax: (312) 733-2386 STATinfo@STATAnalysis.com

Accreditation Numbers: IEPA ELAP 100445; ORELAP IL300001; AIHA 101160; NVLAP LabCode 101202

Date Reported: May 01, 2008

Date Printed: May 01, 2008

Client:	Environmental Group Services, Ltd.	Client Sample ID:	SP-5 (8-10)
Lab Order:	08040817	Collection Date:	4/24/2008 8:00:00 AM
Project:	Marengo	Matrix:	Soil
Lab ID:	08040817-013		

Analyses	Result	RL	Qualifier	Units	DF	Date Analyzed
Metals by ICP/MS	SW6020 (SW3050B)					
Arsenic	3.2	1.1		mg/Kg-dry	10	Prep Date: 4/29/2008 Analyst: JG 4/29/2008
TCLP Metals by ICP/MS	SW1311/6020 (SW3005A)					
Arsenic	ND	0.01		mg/L	5	Prep Date: 4/29/2008 Analyst: JG 4/29/2008
Percent Moisture	D2974					
Percent Moisture	12.0	0.01		w%	1	Prep Date: 4/28/2008 Analyst: FD 4/29/2008

Qualifiers:

ND - Not Detected at the Reporting Limit
 J - Analyte detected below quantitation limits
 B - Analyte detected in the associated Method Blank
 HT - Sample received past holding time
 * - Non-accredited parameter

RL - Reporting / Quantitation Limit for the analysis
 S - Spike Recovery outside accepted recovery limits
 R - RPD outside accepted recovery limits
 E - Value above quantitation range
 H - Holding time exceeded

Sample Receipt Checklist

Client Name **EGSL**
 Work Order Number **08040817**

Date and Time Received: **4/25/2008 1:57:00 AM**
 Received by: **PMA**

Checklist completed by: *Shelley Dwyer* *4/25/08*
Signature Date

Reviewed by: *CR* *4/25/08*
Initials Date

Matrix _____ Carrier name **STAT Analysis**

- Shipping container/cooler in good condition? Yes No Not Present
- Custody seals intact on shipping container/cooler? Yes No Not Present
- Custody seals intact on sample bottles? Yes No Not Present
- Chain of custody present? Yes No
- Chain of custody signed when relinquished and received? Yes No
- Chain of custody agrees with sample labels/containers? Yes No
- Samples in proper container/bottle? Yes No
- Sample containers intact? Yes No
- Sufficient sample volume for indicated test? Yes No
- All samples received within holding time? Yes No
- Container or Temp Blank temperature in compliance? Yes No Temperature **2.8 °C**
- Water - VOA vials have zero headspace? No VOA vials submitted Yes No
- Water - Samples pH checked? Yes No Checked by: _____
- Water - Samples properly preserved? Yes No pH Adjusted? _____

Any No response must be detailed in the comments section below.

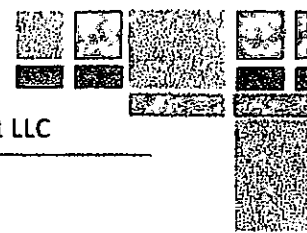
Comments: _____

Client / Person contacted: _____ Date contacted: _____ Contacted by: _____

Response: _____

Site Investigation Report

LPC# 1110650003 – McHenry County / Marengo – Arnold Magnetic Technologies / 300 West LLC



APPENDIX D – DECEMBER 2010 MEMORANDUM



MEMORANDUM

TO: JOHN DALEY
SAM MANDARINO
300 WEST LLC

FROM: SHADOW MIRKHAEF
ENVIRONMENTAL GROUP SERVICES, LTD.
557 WEST POLK STREET, SUITE 201 - CHICAGO, ILLINOIS 60607

SUBJECT: 300 WEST STREET - MARENGO, ILLINOIS

DATE: 12/13/2010

Dear Mr. Daley,

Listed below is a summary of our recent findings as of today:

On October 28-29, 2010, EGSL installed five additional groundwater monitoring wells in association with Subject Property, as follows:

- ✱ MW-17: on-site, northwestern portion of the Subject Property (60-70 foot screen)
- ✱ MW-18: off-site, north of Railroad Street (40-50 foot screen)
- ✱ MW-19: off-site, north of Railroad Street (30-40 foot screen)
- ✱ MW-20: off-site, north of Railroad Street (20-30 foot screen)
- ✱ MW-21: off-site, north of Railroad Street (10-20 foot screen)

On November 10, EGSL sampled the five groundwater wells and submitted the samples to *STAT Analysis Corporation* for analysis of Volatile Organic Compounds (VOCs) and Target Analyte List Metals (TAL Metals). According to laboratory results, chemicals of concern were detected above IEPA Tier 1 Remediation Objectives in MW-17, -18, -19, and -21 (see attachment A for complete laboratory results).

EGSL forwarded the results to Tim Zook, IEPA Site Remediation Program (SRP) project manager for the Subject Property. As per a phone conversation with Mr. Zook on December 8, 2010, it is anticipated that the following activities will need to be conducted:

- ✱ Mr. Zook is in the process of completing a Right-to-Know Memorandum to be submitted to the IEPA Office of Community Relations pertaining to the off-site groundwater contamination.

- ❖ A complete well survey of all on-site and off-site wells within a 1000-foot radius of the Subject Property will need to be conducted.
- ❖ Deeper wells located both on-site and off-site will need to be installed in order to fully delineate the vertical extent of groundwater contamination.

Attachment A

Supplemental Groundwater TACO Report (VOC)

Client: Environmental Group Services, Ltd.
 Project: Marengo, Nov. Water
 Laboratory: STAT ANALYSIS

Laboratory ID : 10110322-001 MW-17 10110322-002 MW-18 10110322-003 MW-19 10110322-004 MW-20 10110322-005 MW-21 10110322-006 MW-21-D
 Client Sample ID : #####
 Date Collected : #####



CAS No.	Analyte	10110322-001	10110322-002	10110322-003	10110322-004	10110322-005	10110322-006
71-43-2	Benzene	<0.005	<0.005	<0.005	<0.005	<0.005	<0.005
75-27-4	Bromodichloromethane	<0.005	<0.005	<0.005	<0.005	<0.005	<0.005
75-25-2	Bromoform	<0.005	<0.005	<0.005	<0.005	<0.005	<0.005
74-83-9	Bromomethane	<0.01	<0.01	<0.01	<0.01	<0.01	<0.01
78-93-3	2-Butanone	<0.02	<0.02	<0.02	<0.02	<0.02	<0.02
75-15-0	Carbon disulfide	<0.01	<0.01	<0.01	<0.01	<0.01	<0.01
56-23-5	Carbon tetrachloride	<0.005	<0.005	<0.005	<0.005	<0.005	<0.005
108-90-7	Chlorobenzene	<0.005	<0.005	<0.005	<0.005	<0.005	<0.005
124-48-1	Dibromochloromethane	<0.005	<0.005	<0.005	<0.005	<0.005	<0.005
75-00-3	Chloroethane	<0.01	<0.01	<0.01	<0.01	<0.01	<0.01
67-66-3	Chloroform	<0.005	<0.005	<0.005	<0.005	<0.005	<0.005
74-87-3	Chloromethane	<0.01	<0.01	<0.01	<0.01	<0.01	<0.01
75-34-3	1,1-Dichloroethane	0.029	<0.005	0.052	<0.005	<0.005	<0.005
107-06-2	1,2-Dichloroethane	<0.005	<0.005	<0.005	<0.005	<0.005	<0.005
75-35-4	1,1-Dichloroethene	0.007	<0.005		<0.005	<0.005	<0.005
156-59-2	cis-1,2-Dichloroethene	0.07	<0.005	<0.005	<0.005	<0.005	<0.005
156-60-5	trans-1,2-Dichloroethene	0.1	<0.005	<0.005	<0.005	<0.005	<0.005
78-87-5	1,2-Dichloropropane	0.005	<0.005	<0.005	<0.005	<0.005	<0.005
10061-01-5	cis-1,3-Dichloropropene	0.001	<0.001	<0.001	<0.001	<0.001	<0.001
10061-02-6	trans-1,3-Dichloropropene	0.001	<0.001	<0.001	<0.001	<0.001	<0.001
100-41-4	Ethylbenzene	0.7	<0.005	<0.005	<0.005	<0.005	<0.005
591-78-6	2-Hexanone	<0.02	<0.02	<0.02	<0.02	<0.02	<0.02
108-10-1	4-Methyl-2-pentanone	<0.02	<0.02	<0.02	<0.02	<0.02	<0.02
75-09-2	Methylene chloride	0.005	<0.005	<0.005	<0.005	<0.005	<0.005
1634-04-4	Methyl tert-butyl ether	0.07	<0.005	<0.005	<0.005	<0.005	<0.005
100-42-5	Styrene	0.1	<0.005	<0.005	<0.005	<0.005	<0.005
79-34-5	1,1,2,2-Tetrachloroethane	<0.005	<0.005	<0.005	<0.005	<0.005	<0.005
127-18-4	Tetrachloroethene	0.005	<0.005		<0.005	<0.005	<0.005
108-88-3	Toluene	1.0	<0.005	<0.005	<0.005	<0.005	<0.005
71-55-6	1,1,1-Trichloroethane	0.2	0.082	0.11	<0.005	<0.005	<0.005
79-00-5	1,1,2-Trichloroethane	0.005	<0.005	<0.005	<0.005	<0.005	<0.005
79-01-6	Trichloroethene	0.005	<0.005	<0.005	<0.005	<0.005	<0.005
75-01-4	Vinyl chloride	0.002	<0.002	<0.002	<0.002	<0.002	<0.002
1330-20-7	Xylenes, Total	10.0	<0.015	<0.015	<0.015	<0.015	<0.015

R 002405

All units are mg/L unless otherwise noted.
 Based on 35 IAC Part 742, Appendix B Table E.
 Bolded/Shaded values have detected results exceeding the lowest remediation objective.